



US00D965786S

(12) **United States Design Patent** (10) **Patent No.:** **US D965,786 S**
Khani et al. (45) **Date of Patent:** **** Oct. 4, 2022**

- (54) **CHEST IMPLANT**
- (71) Applicant: **BellaSeno GmbH**, Leipzig (DE)
- (72) Inventors: **Navid Khani**, Leipzig (DE); **Sara Lucarotti**, Leipzig (DE); **Mohit Chhaya**, Leipzig (DE)
- (73) Assignee: **BellaSeno GmbH**, Leipzig (DE)
- (**) Term: **15 Years**
- (21) Appl. No.: **29/743,366**
- (22) Filed: **Jul. 21, 2020**
- (51) **LOC (13) Cl.** **24-03**
- (52) **U.S. Cl.**
USPC **D24/155**
- (58) **Field of Classification Search**
USPC D24/155
CPC A61F 2/12
See application file for complete search history.

(56) **References Cited**

U.S. PATENT DOCUMENTS

3,293,663	A *	12/1966	Cronin	A61F 2/12 623/8
4,740,208	A *	4/1988	Cavon	A61F 2/12 623/8
D378,132	S *	2/1997	Strain	D24/155
D382,962	S *	8/1997	Schaffner	D24/155
D383,541	S *	9/1997	Strain	D24/155
D450,123	S *	11/2001	Atkin	D24/155
D605,767	S *	12/2009	Laurysen	D24/155
D612,498	S *	3/2010	Johnson	D24/155
D616,096	S *	5/2010	Laurysen	A61F 2/12 D24/155
D648,436	S *	11/2011	Stelter	D24/155
D653,758	S *	2/2012	Stelter	D24/155
D662,593	S *	6/2012	Prosser	D24/155
D813,393	S *	3/2018	Wollnick	D24/155

* cited by examiner


Primary Examiner — Charles D Hanson
(74) *Attorney, Agent, or Firm* — Riverside Law LLP

(57) **CLAIM**
We claim the ornamental design for a chest implant, as shown and described.

DESCRIPTION

FIG. 1 is a perspective view of a chest implant;
 FIG. 2 is a top view thereof;
 FIG. 3 is a top right view thereof;
 FIG. 4 is a top right cross sectional view thereof taken along lines 2-2 of FIG. 2;
 FIG. 5 is a right cross sectional view thereof taken along lines 2-2 of FIG. 2;
 FIG. 6 is a bottom right cross sectional view thereof taken along lines 2-2 of FIG. 2;
 FIG. 7 is a right view thereof;
 FIG. 8 is a bottom right view thereof;
 FIG. 9 is a bottom view thereof;
 FIG. 10 is a bottom left view thereof;
 FIG. 11 is a left view thereof;
 FIG. 12 is a top left view thereof;
 FIG. 13 is a top front view thereof;
 FIG. 14 is a front view thereof;
 FIG. 15 is a front bottom view thereof;
 FIG. 16 is a back bottom view thereof;
 FIG. 17 is a back view thereof;
 FIG. 18 is a top back view thereof;
 FIG. 19 is a top right front view thereof;
 FIG. 20 is a top right back view thereof;
 FIG. 21 is a top left back view thereof;
 FIG. 22 is a top left front view thereof;
 FIG. 23 is a bottom right front view thereof;
 FIG. 24 is a bottom right back view thereof;
 FIG. 25 is a bottom left back view thereof; and,
 FIG. 26 is a bottom left front view thereof.

1 Claim, 26 Drawing Sheets






FIG. 1




FIG. 2



FIG. 3




FIG. 4




FIG. 5




FIG. 6




FIG. 7




FIG. 8




FIG. 9




FIG. 10




FIG. 11




FIG. 12




FIG. 13




FIG. 14




FIG. 15




FIG. 16




FIG. 17




FIG. 18




FIG. 19




FIG. 20




FIG. 21




FIG. 22




FIG. 23




FIG. 24




FIG. 25




FIG. 26