



US00D409090S

# United States Patent [19]

[11] Patent Number: **Des. 409,090**

Lai et al.

[45] Date of Patent: **\*\* May 4, 1999**

[54] CONTAINER

D. 210,114	2/1968	Gantz	.....	D9/523
D. 332,224	1/1993	Lynd et al.	.....	D9/523
D. 346,555	5/1994	Binder	.....	D9/523

[75] Inventors: **John W. Lai**, San Francisco, Calif.;  
**Peter C. Simpson**, Glencoe; **Thomas J. Melk**, Chicago, both of Ill.

*Primary Examiner*—Lucy Lieberman  
*Attorney, Agent, or Firm*—Trexler, Bushnell, Giangiorgi & Blackstone, Ltd.

[73] Assignee: **Outer Circle Products, Ltd.**, Chicago, Ill.

### [57] CLAIM

[\*\*] Term: **14 Years**

The ornamental design for a container, as shown and described.

[21] Appl. No.: **29/071,263**

### DESCRIPTION

[22] Filed: **May 21, 1997**

#### Related U.S. Application Data

FIG. 1 is a perspective view of a container showing the design with a threaded neck shown in broken line, this broken line element is provided for illustrative purposes only and forms no part of the claimed design; FIG. 2 is a front elevational view thereof, a rear elevational view is not provided as it is a mirror image of the front elevational view; FIG. 3 is a right side elevational view thereof; FIG. 4 is a left side elevational view thereof; FIG. 5 is a top plan view thereof; FIG. 6 is a bottom plan view thereof; and, FIG. 7 is a top, front and left side perspective view of a second embodiment of the container. The second embodiment differs from the first embodiment only in the changes in proportions that are shown in FIG. 7.

[63] Continuation of application No. 29/061,888, Nov. 1, 1996, abandoned.

[51] **LOC (6) Cl.** ..... **09-01**

[52] **U.S. Cl.** ..... **D9/523; D9/528; D9/543**

[58] **Field of Search** ..... D9/523, 528, 543,  
D9/337, 341; 215/382, 383, 384, 6, 396,  
398

#### [56] References Cited

##### U.S. PATENT DOCUMENTS

D. 173,430	11/1954	Hills	.....	D9/523
D. 195,064	4/1963	Dike	.....	D9/523

**1 Claim, 4 Drawing Sheets**

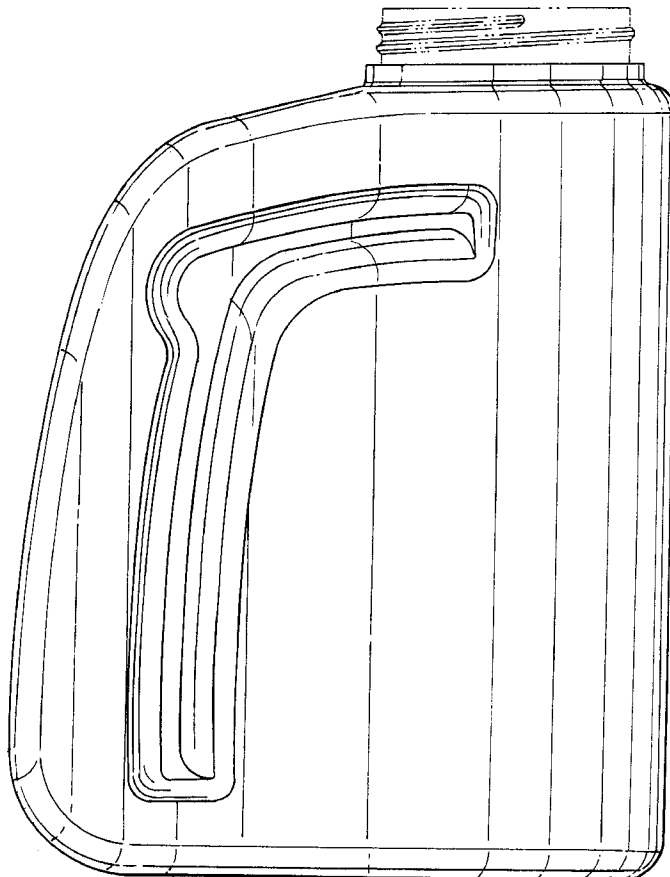


FIG. 1

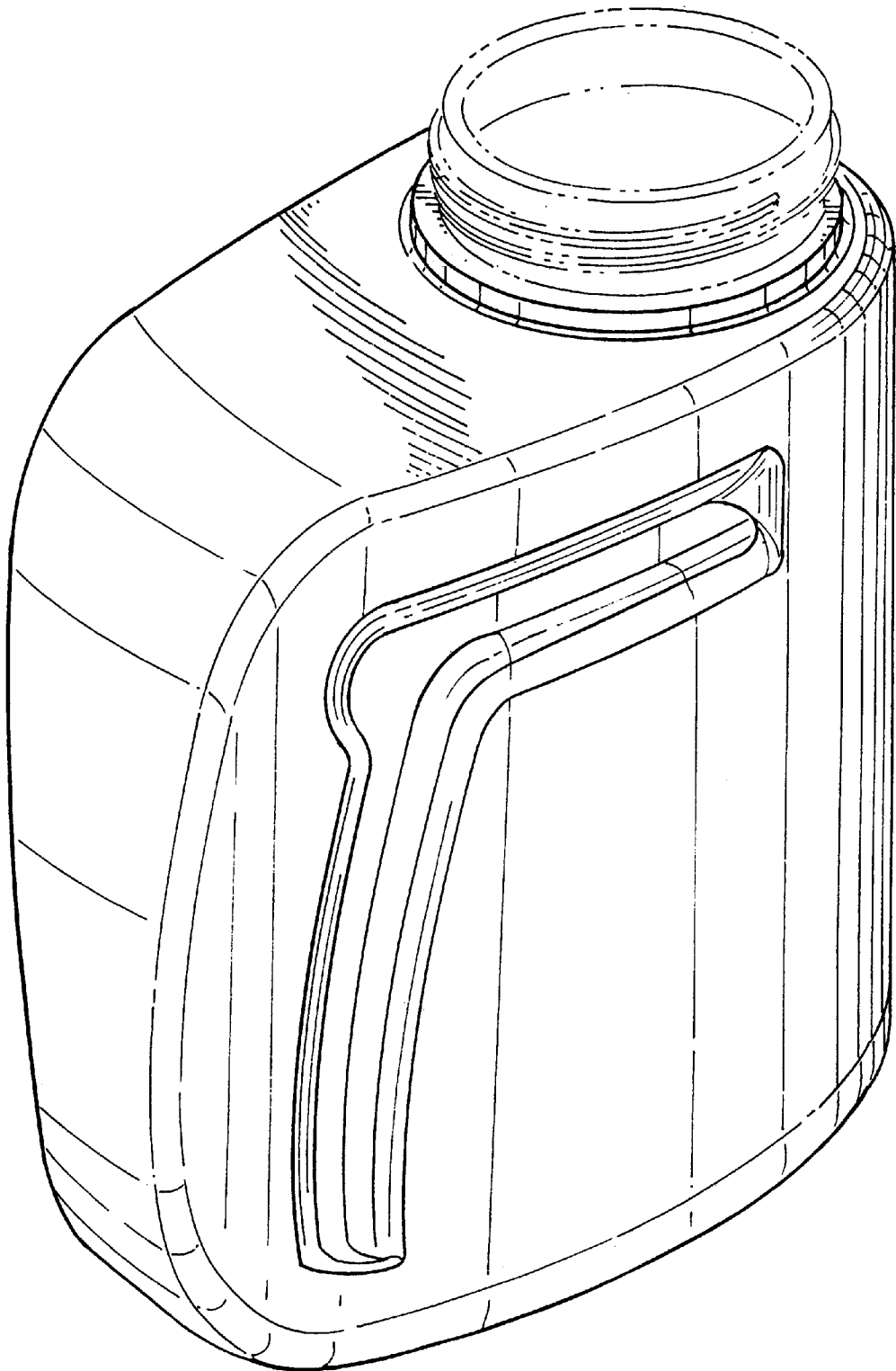


FIG. 2

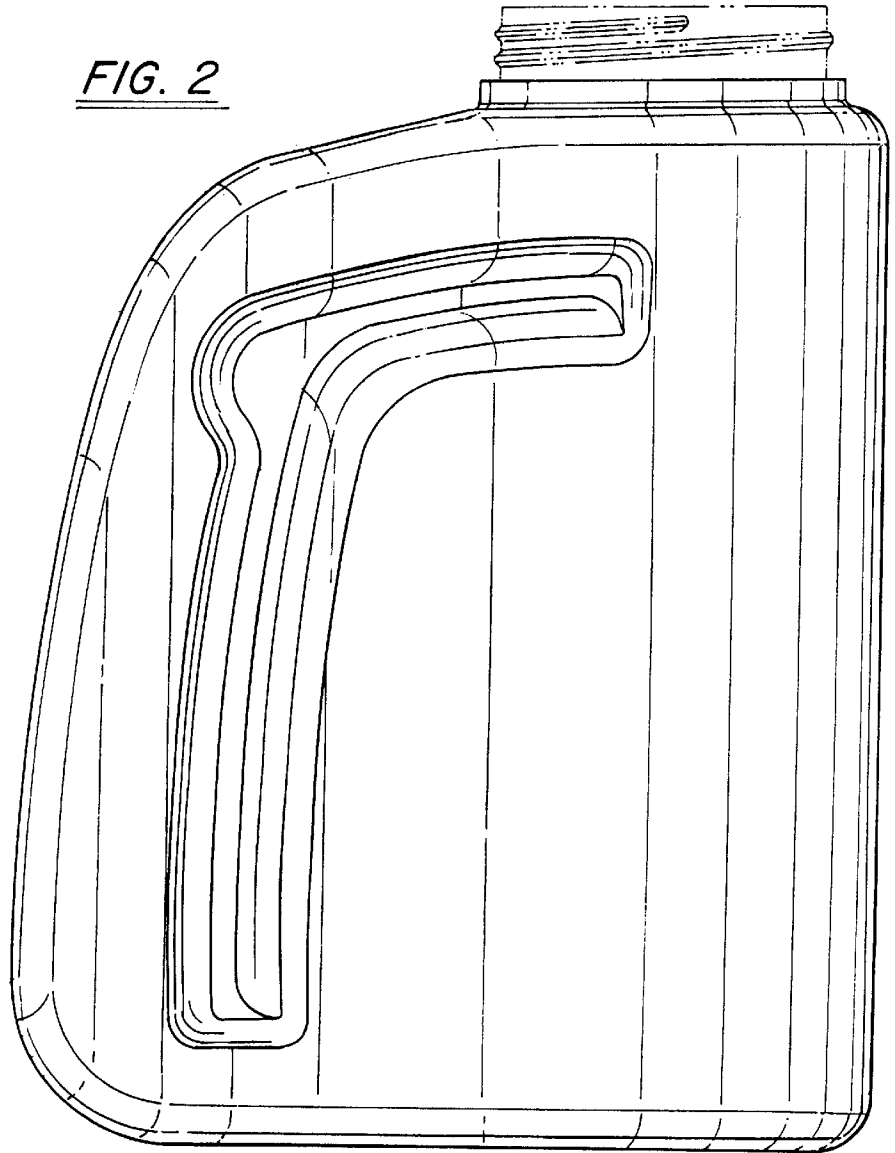
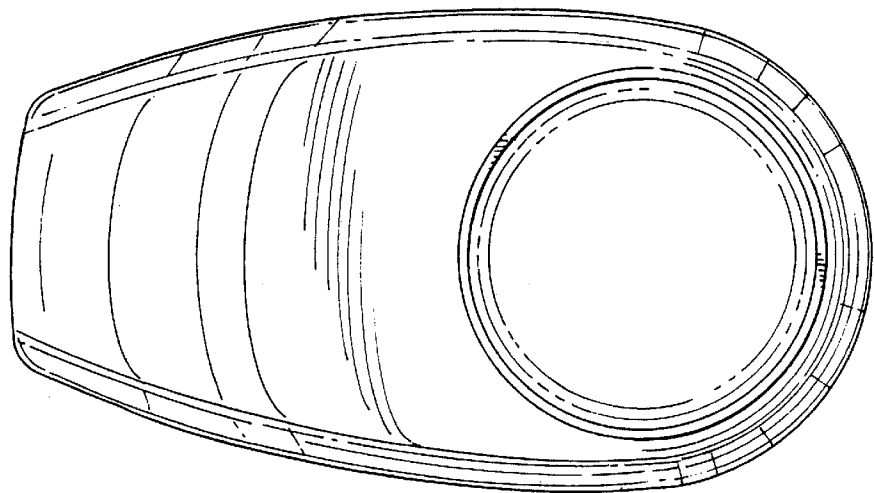


FIG. 5



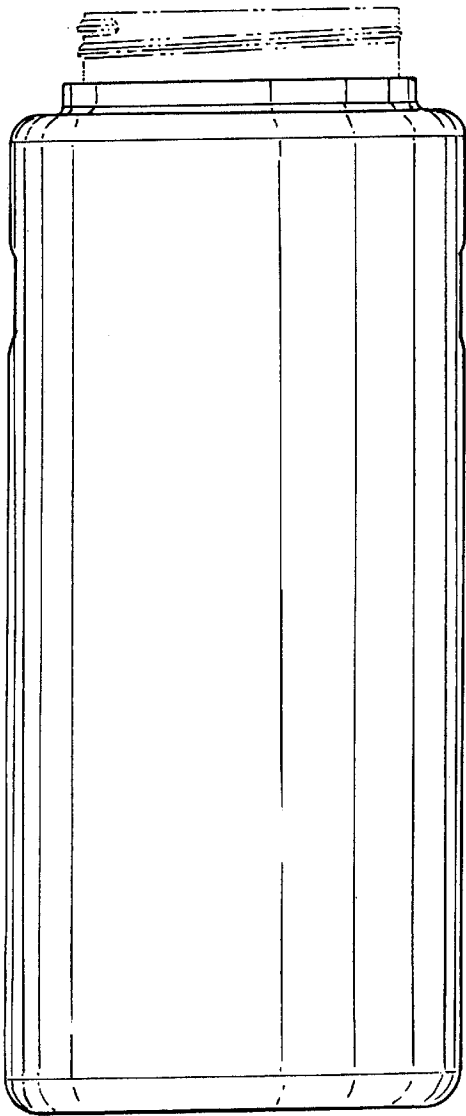


FIG. 3




FIG. 6

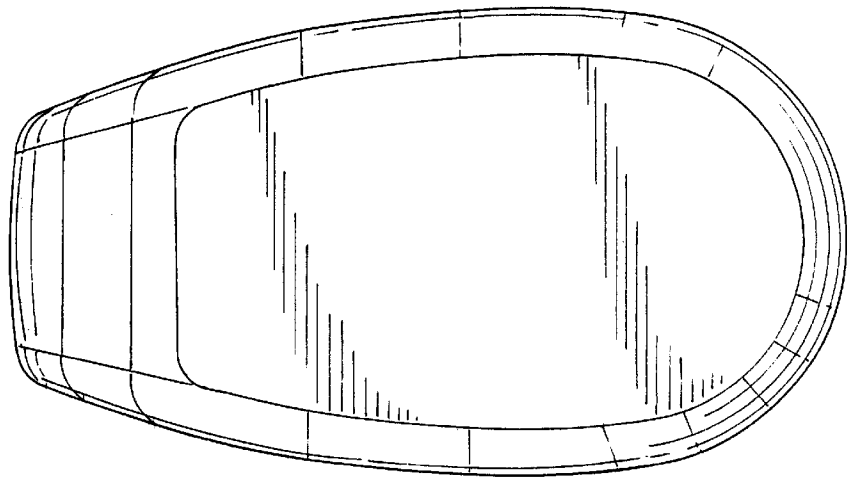


FIG. 7

