



US00D483264S

(12) **United States Design Patent** (10) **Patent No.:** **US D483,264 S**  
**Canepa** (45) **Date of Patent:** **\*\* Dec. 9, 2003**

(54) **BOTTLE**  
(75) **Inventor:** **Sergio Cesare Canepa, Milan (IT)**  
(73) **Assignee:** **Monari Federzoni S.p.A., Solara (IT)**  
(\*\*) **Term:** **14 Years**

D446,693 S \* 8/2001 Bodum ..... D7/679  
D446,694 S \* 8/2001 Bodum ..... D7/679  
D462,615 S \* 9/2002 Weil ..... D9/504  
D464,265 S \* 10/2002 Elliot et al. .... D9/504

(21) **Appl. No.:** **29/154,836**  
(22) **Filed:** **Jan. 30, 2002**

**FOREIGN PATENT DOCUMENTS**

JP HA10026934 1/1999

(30) **Foreign Application Priority Data**  
Aug. 1, 2001 (IT) ..... TO200100232

**OTHER PUBLICATIONS**

50 Trade Secrets of Great Design Packaging, by Stafford Cliff, Rockport Publishers, Inc., MA, © 1999, Beneath the Rainbow Natural Mineral Water Bottle by Gleneagles, p. 92.\*

(51) **LOC (7) Cl.** ..... **09-01**  
(52) **U.S. Cl.** ..... **D9/500; D9/505**  
(58) **Field of Search** ..... **D9/500, 502-505, D9/516, 544-546, 549, 558, 574-575; 215/382-384, 396, 398, 400; 222/211; D24/115; 401/260-262, 266**

\* cited by examiner

*Primary Examiner*—Philip S. Hyder  
*Assistant Examiner*—Carol Rademaker  
(74) *Attorney, Agent, or Firm*—Merchant & Gould P.C.

(56) **References Cited**

(57) **CLAIM**

The ornamental design for a bottle, as shown and described.

**U.S. PATENT DOCUMENTS**

**DESCRIPTION**

279,216 A \* 6/1883 Berlein ..... 216/6  
D117,266 S \* 10/1939 Gerhart ..... D9/500  
D124,880 S \* 1/1941 Teunisz ..... D9/500  
D181,714 S \* 12/1957 Du Pree et al. .... D9/529  
D206,627 S \* 1/1967 Roberts ..... D9/556  
D233,315 S \* 10/1974 Turner et al. .... D24/115  
D271,215 S \* 11/1983 Hinkle ..... D9/338 X  
D390,467 S \* 2/1998 Blackburn ..... D9/500  
D392,565 S \* 3/1998 Blackburn ..... D9/500  
D436,850 S \* 1/2001 Green ..... D9/545 X

FIG. 1 is a perspective view of the bottle showing my new design;  
FIG. 2 is a front view thereof;  
FIG. 3 is a right view thereof;  
FIG. 4 is a left view thereof;  
FIG. 5 is a rear view thereof;  
FIG. 6 is a top view thereof; and,  
FIG. 7 is a bottom view thereof.

**1 Claim, 2 Drawing Sheets**

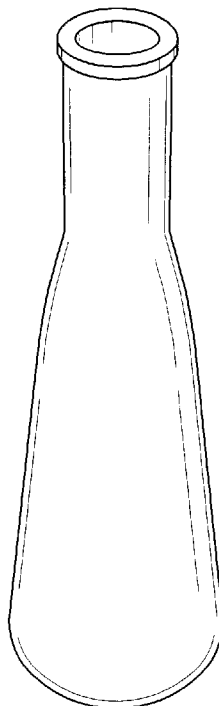
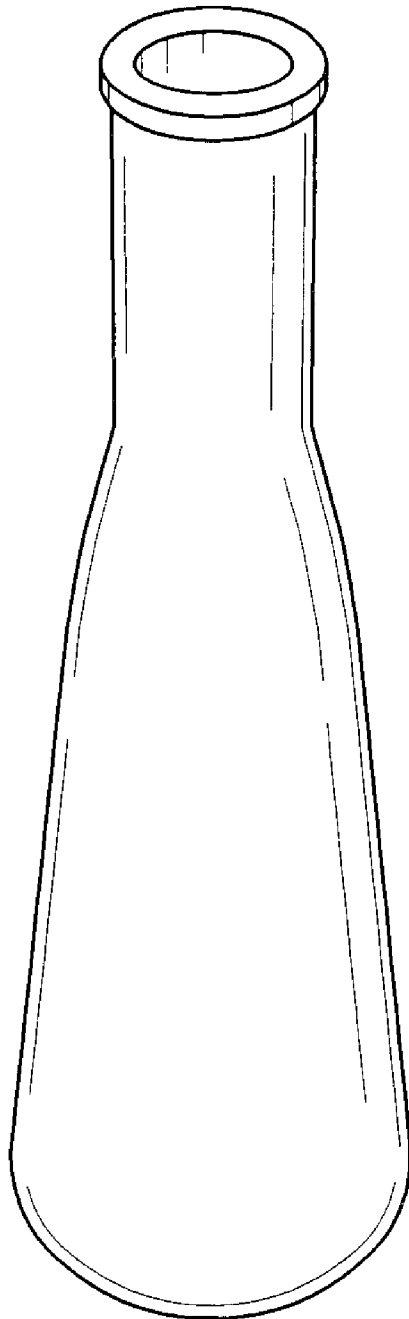


FIG. 1



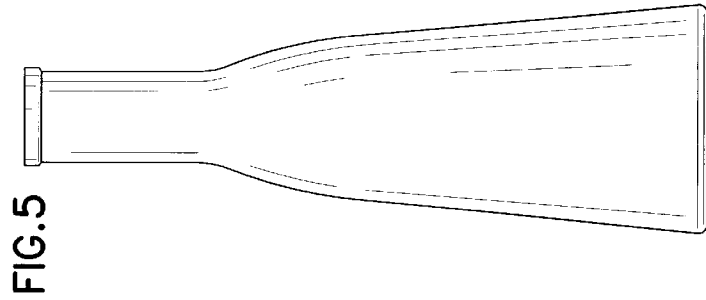


FIG.2

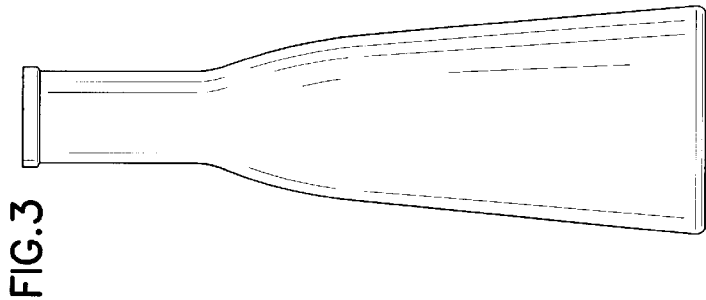


FIG.3

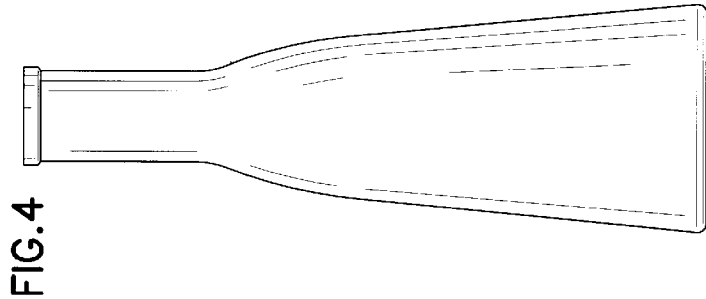


FIG.4

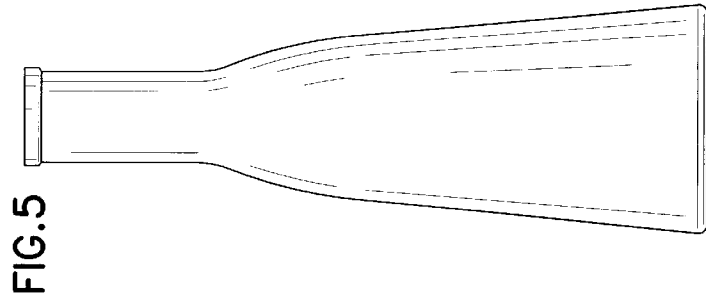


FIG.5

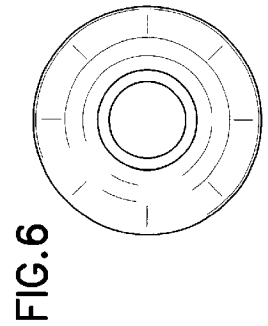


FIG.6

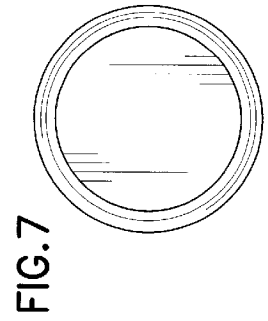


FIG.7