



US00D859111S

(12) **United States Design Patent**
Zhang

(10) **Patent No.:** **US D859,111 S**

(45) **Date of Patent:** **** Sep. 10, 2019**

(54) **PLIERS JAW**

(71) Applicant: **Xin Zhang**, Nanjing (CN)

(72) Inventor: **Xin Zhang**, Nanjing (CN)

(**) Term: **15 Years**

(21) Appl. No.: **29/622,905**

(22) Filed: **Oct. 20, 2017**

(51) **LOC (12) Cl.** **08-05**

(52) **U.S. Cl.**
USPC **D8/52**

(58) **Field of Classification Search**
USPC D8/4, 5, 14, 51-60, 105
CPC B25B 7/10
See application file for complete search history.

(56) **References Cited**

U.S. PATENT DOCUMENTS

3,306,139	A *	2/1967	Brackett	A61B 17/30 294/99.2
4,829,858	A	5/1989	Kern et al.		
4,989,479	A	2/1991	Anderson et al.		
D396,619	S *	8/1998	Hunter	D8/52
D398,498	S *	9/1998	Bates	D8/52
D406,030	S *	2/1999	Gardiner	D8/52
D427,496	S	7/2000	Berg		
D454,474	S *	3/2002	Montague	D8/52

D494,826	S *	8/2004	Jansson	D8/52
D592,475	S *	5/2009	Braganza	D8/55
D637,054	S *	5/2011	Schleiminger	D8/52
D772,033	S *	11/2016	Groten	D8/52
D826,666	S *	8/2018	Zhang	D8/55
2007/0204729	A1 *	9/2007	Lucke	B25B 7/10 81/412

* cited by examiner

Primary Examiner — Deanna L Pratt
(74) *Attorney, Agent, or Firm* — Alford Law Group, Inc.;
William E. Alford; David T. Bracken

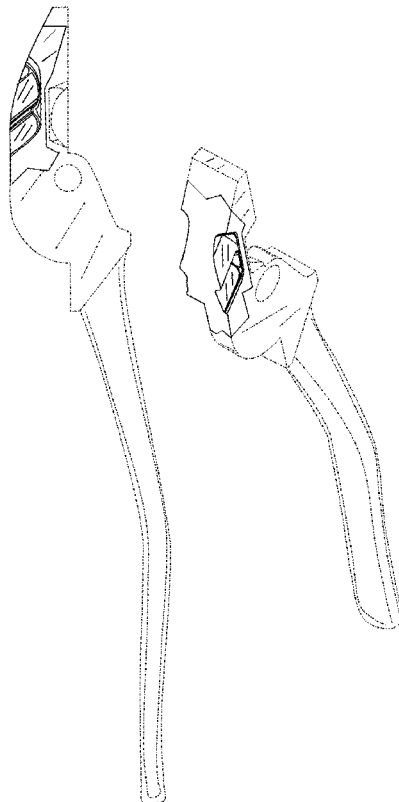
(57) **CLAIM**

The ornamental design for the pliers jaw, as shown and described.

DESCRIPTION

FIG. 1 is left and slightly inclined view of the pliers jaw of my design.
FIG. 2 is a left view thereof.
FIG. 3 is a front view thereof.
FIG. 4 is a rear view thereof.
FIG. 5 is a front perspective view thereof.
FIG. 6 is an alternate front perspective view thereof.
FIG. 7 is a rear perspective view thereof; and,
FIG. 8 is an alternate front perspective view thereof.
The broken line showing of the pliers jaw illustrates the environment of the claimed design and forms no part thereof.

1 Claim, 4 Drawing Sheets






FIG. 1




FIG. 2

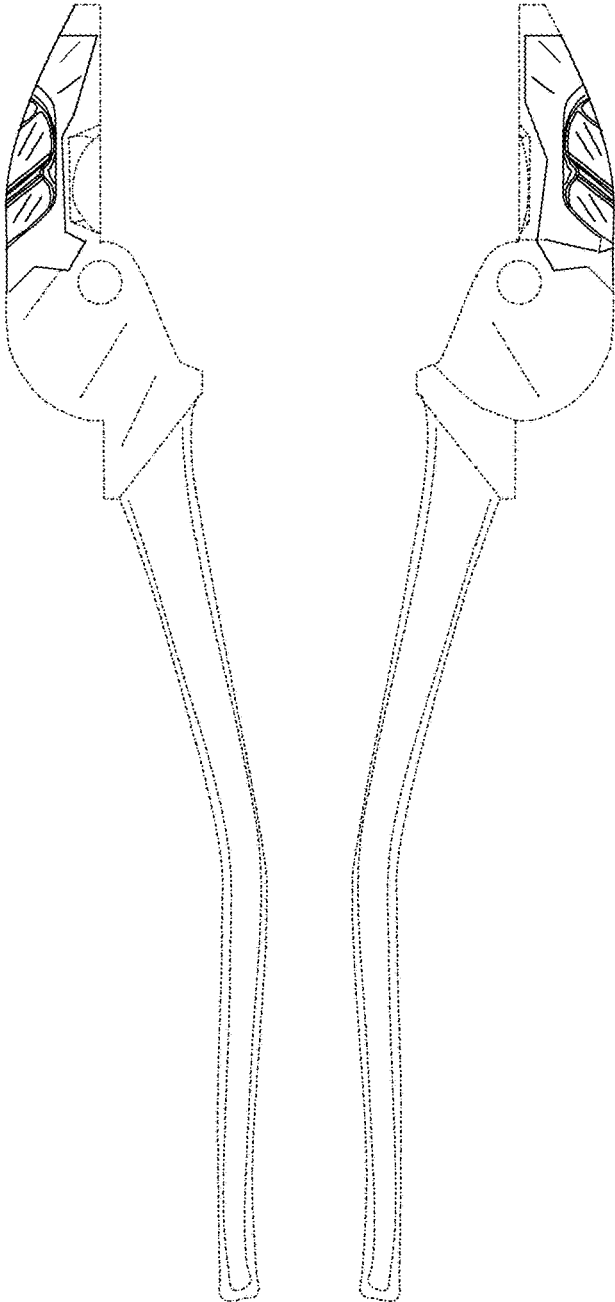


FIG. 3

FIG. 4

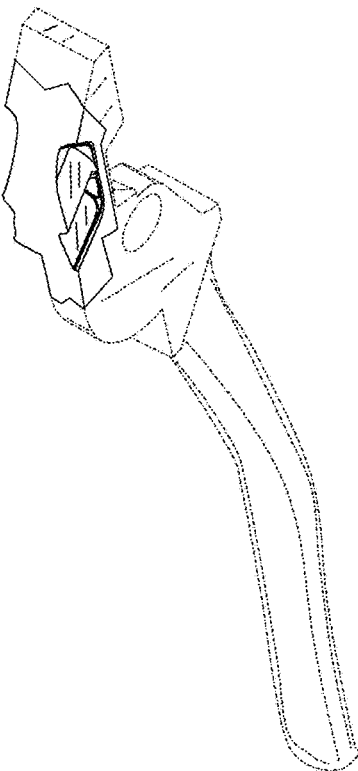


FIG. 5




FIG. 6

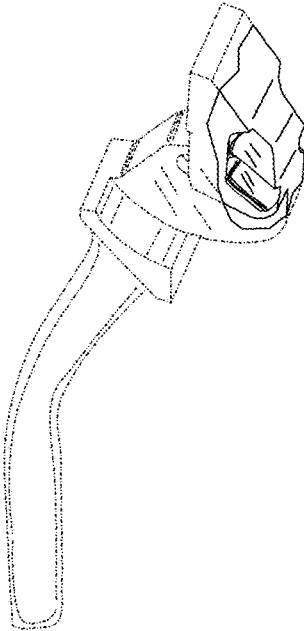


FIG. 7

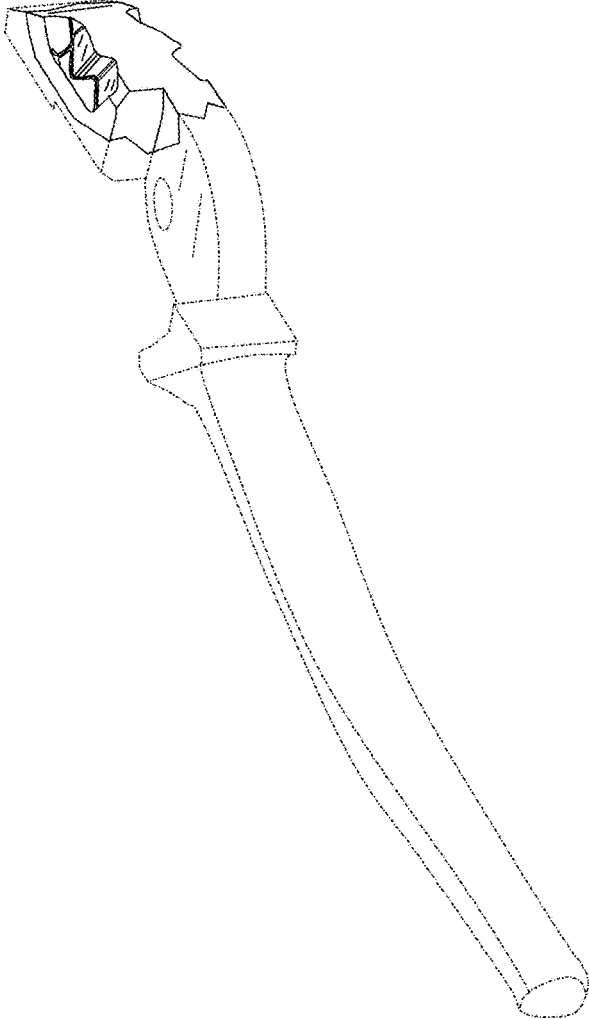


FIG. 8