



US00D759111S

(12) **United States Design Patent**
Woo et al.

(10) **Patent No.:** **US D759,111 S**

(45) **Date of Patent:** **** Jun. 14, 2016**

(54) **DISPLAY SCREEN OR PORTION THEREOF WITH ANIMATED GRAPHICAL USER INTERFACE**

(71) Applicant: **Samsung Electronics Co., Ltd.**,
Suwon-si (KR)

(72) Inventors: **Suk-Young Woo**, Seoul (KR); **Min-Sun Lee**, Seoul (KR); **Ju-Eun Lee**, Seoul (KR); **Han-Chul Jung**, Sungnam-Si (KR)

(73) Assignee: **Samsung Electronics Co., Ltd.**,
Suwon-si (KR)

(**) Term: **14 Years**

(21) Appl. No.: **29/498,276**

(22) Filed: **Aug. 1, 2014**

(30) **Foreign Application Priority Data**

Feb. 12, 2014 (KR) 30-2014-0007044

(51) **LOC (10) Cl.** **14-04**

(52) **U.S. Cl.**
USPC **D14/489**

(58) **Field of Classification Search**
USPC D14/489, 492-494; 715/700-867
CPC . G06F 3/04817; G06F 3/04815; G06F 3/048; G06F 3/04883; G06F 3/04812
See application file for complete search history.

(56) **References Cited**

U.S. PATENT DOCUMENTS

4,745,405 A * 5/1988 Himelstein B25J 9/1671 345/649
D650,790 S * 12/2011 Jeans D14/488
D656,954 S * 4/2012 Arnold D14/489
D663,743 S * 7/2012 Tanghe D14/489
D667,423 S * 9/2012 Nagamine D14/488
D687,065 S * 7/2013 Myung D14/492
D697,932 S * 1/2014 Lee D14/486

D712,914 S * 9/2014 Lee D14/486
2014/0201682 A1 * 7/2014 Lee G06F 3/04817 715/846
2015/0135132 A1 * 5/2015 Josephson G06F 3/0482 715/784

* cited by examiner

Primary Examiner — Karen E Kearney

Assistant Examiner — Debra Callahan

(74) *Attorney, Agent, or Firm* — NSIP Law

(57) **CLAIM**

We claim the ornamental design for a display screen or portion thereof with animated graphical user interface, as shown and described.

DESCRIPTION

FIG. 1 is the first image in a sequence for a display screen or portion thereof with animated graphical user interface showing our new design;

FIG. 2 is the second image thereof;

FIG. 3 is the third image thereof;

FIG. 4 is the fourth image thereof;

FIG. 5 is a fifth image thereof;

FIG. 6 is a sixth image thereof; and,

FIG. 7 is another front view of the claim as shown in FIG. 1 where an oven is provided in broken lines to illustrate an example environment.

The appearance of the transitional image sequentially transitions between the images shown in FIGS. 1-6. The process or period in which one image transitions to another image forms no part of the claimed design.

The long dash short dash broken line represent the bounds of the claimed design and form no part thereof. The broken lines showing of text and portions of the graphical user interface are included for the purpose of illustrating portions of the article and form no part of the claimed design. The broken lines showing of the oven in FIG. 7 are included for the purpose of illustrating environmental structure and form no part of the claimed design.

1 Claim, 7 Drawing Sheets

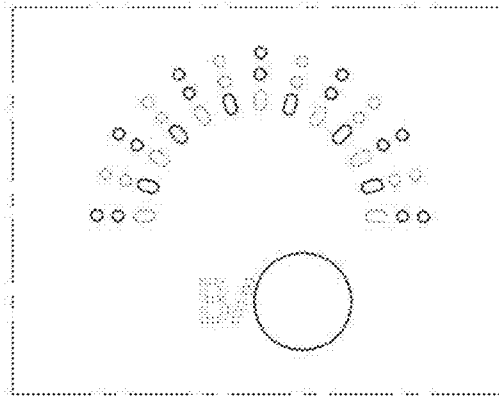
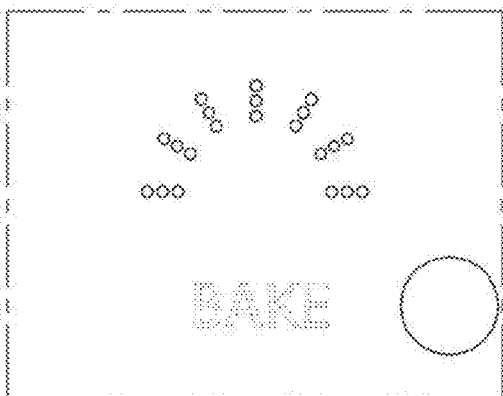


FIG. 1

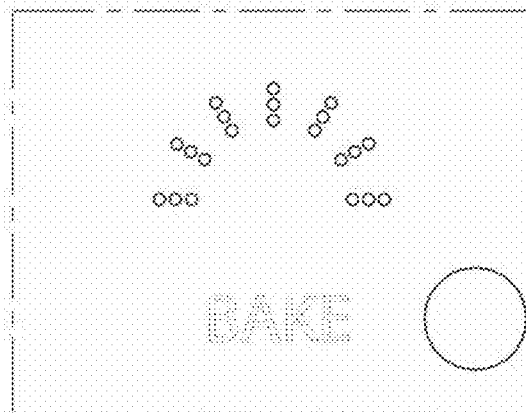


FIG. 2




FIG. 3

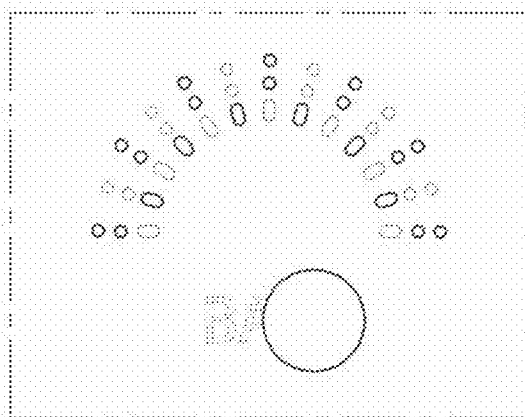


FIG. 4

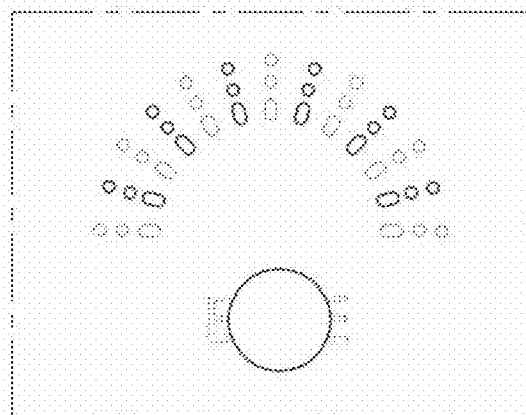


FIG. 5

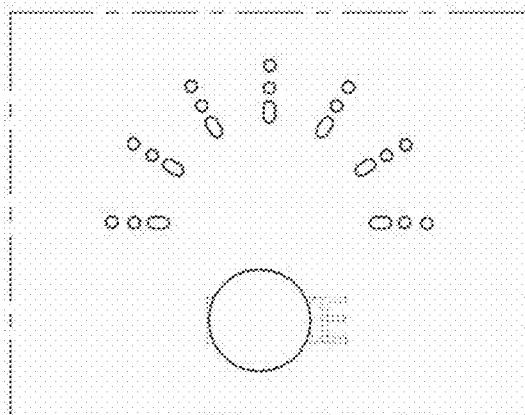


FIG. 6

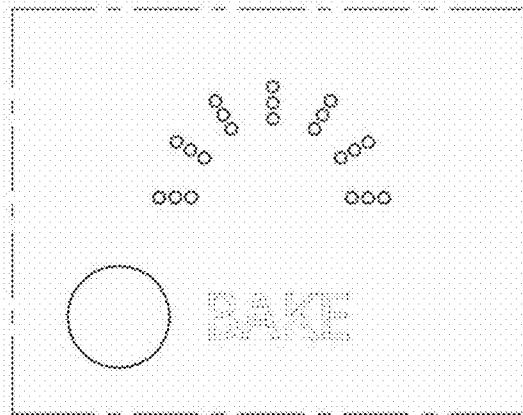


FIG. 7

