



US00D432586S

United States Patent [19]
Galli-Zugaro et al.

[11] **Patent Number: Des. 432,586**
[45] **Date of Patent: ** Oct. 24, 2000**

- [54] **GAME CASE** 5,046,739 9/1991 Reichow 273/148 B
5,209,478 5/1993 Simpson 273/148 B
- [75] Inventors: **Cristiano Galli-Zugaro**, 17 Park Ave.,
New York, N.Y. 10016; **Ronald J. Kelpin**, Cresskill, N.J.
5,476,261 12/1995 Hulstrand 273/148 B
5,501,458 3/1996 Mallory 273/148 B
5,552,799 9/1996 Hashiguchi 273/148 B
5,764,164 6/1998 Cartabiano et al. 273/148 B
- [73] Assignees: **Cristiano Galli-Zugaro**, New York,
N.Y.; **Ronald L. Kelpin**, Cresskill, N.J.;
a part interest
Primary Examiner—Prabhakar Deshmukh
Attorney, Agent, or Firm—Kirschstein, et al.
- [**] Term: **14 Years** [57] **CLAIM**
- [21] Appl. No.: **29/108,392** The ornamental design for a game case, as shown and described.
- [22] Filed: **Jul. 27, 1999**
- [51] **LOC (7) Cl.** **21-01**
- [52] **U.S. Cl.** **D21/333**
- [58] **Field of Search** D21/324, 328,
D21/333; D14/432, 454, 496; 273/148 B;
463/1, 46, 47, 30–35

- [56] **References Cited**
- U.S. PATENT DOCUMENTS**
- D. 320,018 9/1991 Bakanowsky, III D21/333 X

DESCRIPTION

FIG. 1 is a reduced scale perspective view of a game case showing our new design; the broken showing of a game is for illustrative purpose only and forms no part of the claim. FIG. 2 is a front elevational view thereof; FIG. 3 is a top plan view thereof; FIG. 4 is a left side elevational view thereof; FIG. 5 is a rear elevational view thereof; FIG. 6 is a right side elevational view thereof; and, FIG. 7 is a bottom plan view thereof.

1 Claim, 2 Drawing Sheets

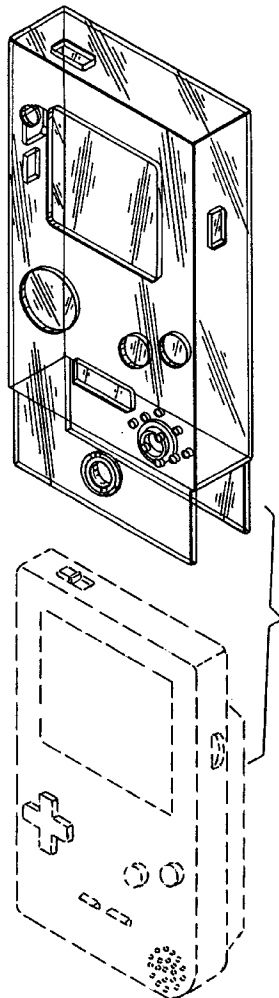


FIG. 1

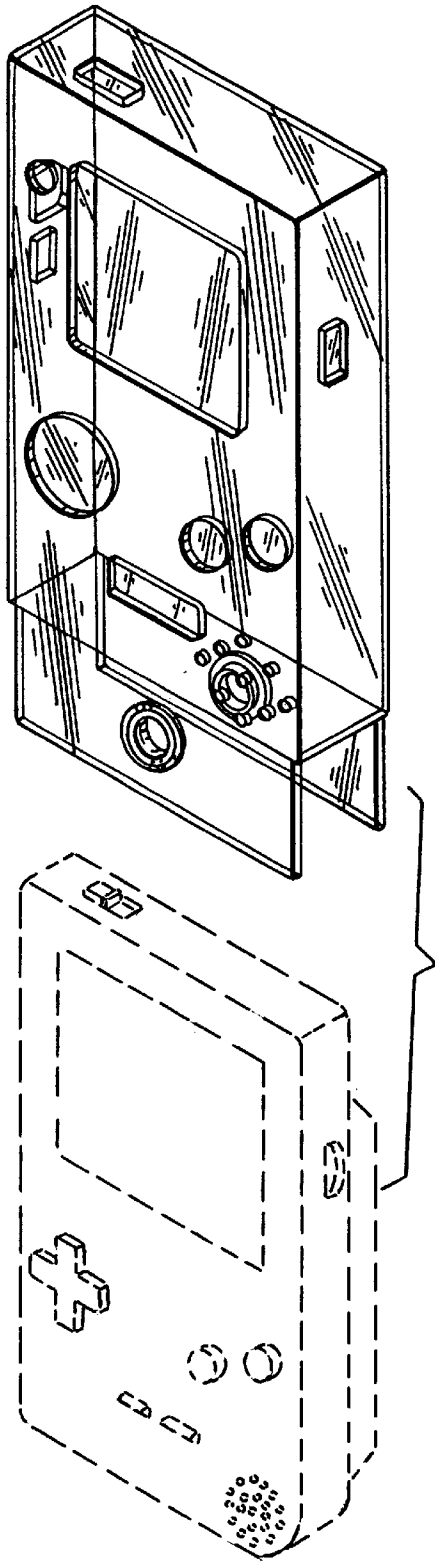


FIG. 2

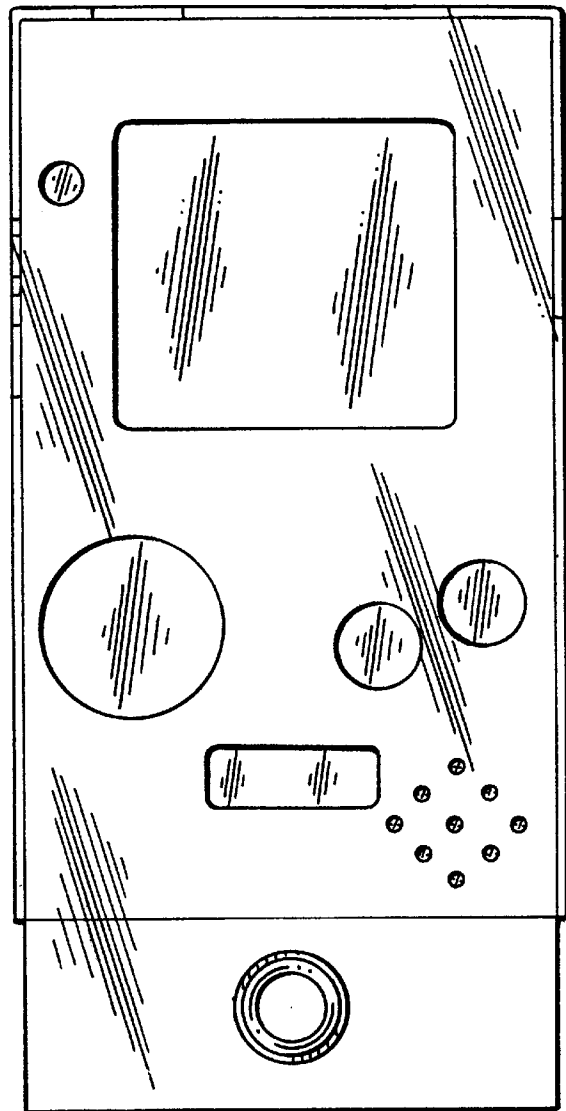


FIG. 3

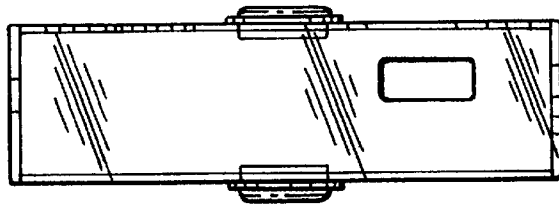


FIG. 4

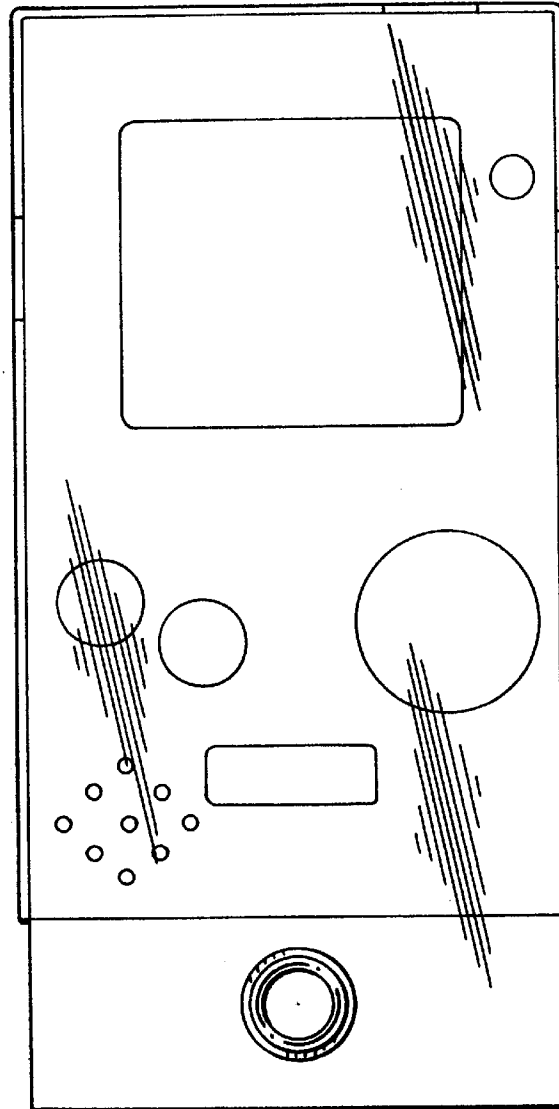
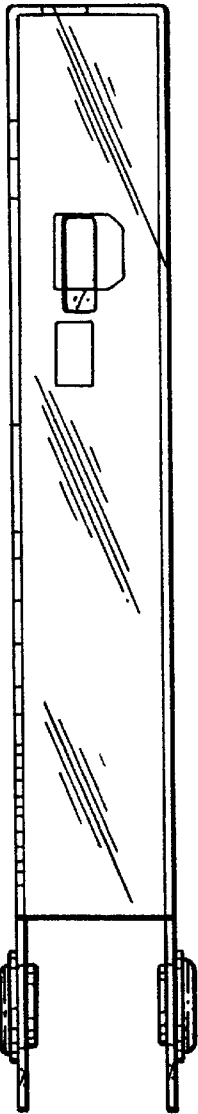


FIG. 5

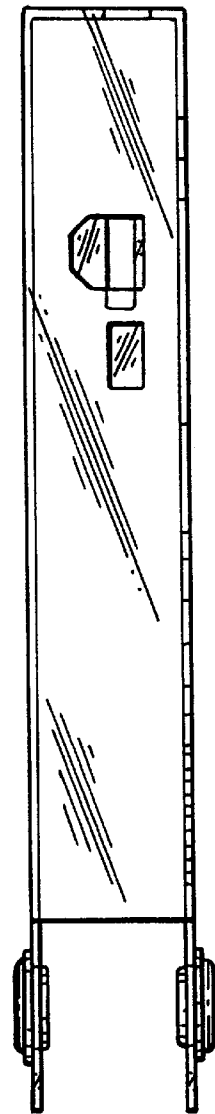


FIG. 6

FIG. 7

