



US0D1025986S

(12) **United States Design Patent**
Bristol et al.

(10) **Patent No.:** **US D1,025,986 S**

(45) **Date of Patent:** **** May 7, 2024**

(54) **HEAD-MOUNTED DISPLAY**

(56) **References Cited**

(71) Applicant: **Meta Platforms Technologies, LLC**,
Menlo Park, CA (US)

U.S. PATENT DOCUMENTS

(72) Inventors: **Peter Wesley Bristol**, Seattle, WA
(US); **Quintin Morris**, Tacoma, WA
(US); **Mauricio Romano**, Redmond,
WA (US); **Scott Andrew Dallmeyer**,
Seattle, WA (US); **Brett Delainey**
Christie, Seattle, WA (US); **Shane**
Michael Ellis, Elmvale, CA (US)

| | | | | | | |
|----------|---|---|---------|---------|-------|---------|
| D776,110 | S | * | 1/2017 | Gribetz | | D14/372 |
| D896,221 | S | * | 9/2020 | Lee | | D14/372 |
| D900,099 | S | * | 10/2020 | Park | | D14/372 |
| D917,476 | S | * | 4/2021 | Zhang | | D14/372 |
| D918,203 | S | * | 5/2021 | Chen | | D14/372 |
| D925,529 | S | * | 7/2021 | Morris | | D14/372 |
| D930,648 | S | * | 9/2021 | Hosoda | | D14/372 |
| D951,250 | S | * | 5/2022 | Wei | | D14/372 |
| D974,359 | S | * | 1/2023 | Chiang | | D14/372 |
| D976,901 | S | * | 1/2023 | Huajun | | D14/372 |
| D979,567 | S | * | 2/2023 | Morris | | D14/372 |
| D986,244 | S | * | 5/2023 | Morris | | D14/372 |
| D990,471 | S | * | 6/2023 | Leung | | D14/372 |

(73) Assignee: **Meta Platforms Technologies, LLC**,
Menlo Park, CA (US)

* cited by examiner

(**) Term: **15 Years**

Primary Examiner — Austin Murphy

(21) Appl. No.: **29/915,809**

(74) *Attorney, Agent, or Firm* — Greenberg Traurig, LLP

(22) Filed: **Nov. 3, 2023**

(57) **CLAIM**

The ornamental design for a head-mounted display, as shown and described.

Related U.S. Application Data

(63) Continuation of application No. 29/842,705, filed on
Jun. 15, 2022.

DESCRIPTION

(51) **LOC (14) Cl.** **14-02**

FIG. 1 is a top perspective view of a head-mounted display;
FIG. 2 is a front view of the head-mounted display;
FIG. 3 is a rear view of the head-mounted display;
FIG. 4 is a right side view of the head-mounted display;
FIG. 5 is a left side view of the head-mounted display;
FIG. 6 is a top view of the head-mounted display; and,
FIG. 7 is a bottom view of the head-mounted display.

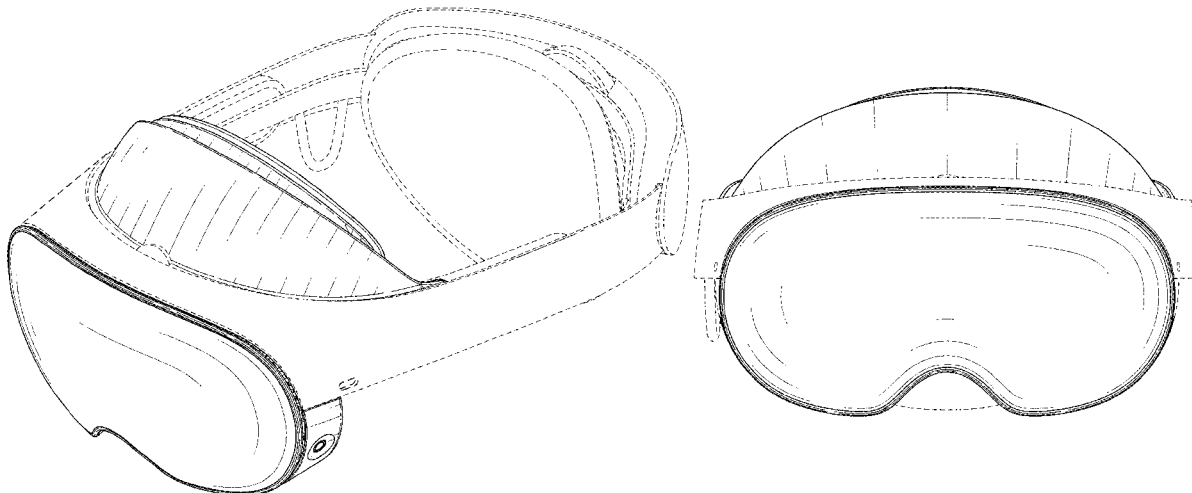
(52) **U.S. Cl.**
USPC **D14/372**

The broken lines shown in the figures illustrate portions of
the head-mounted display that form no part of the claimed
design.

(58) **Field of Classification Search**
USPC D14/372, 496, 432, 371, 125, 126, 129,
D14/299; D16/300–342; 351/158, 153,
351/144; 345/7–9, 905; 455/344;
348/115, 53, 121, 739
CPC G02B 27/017; G02B 27/0158; G02B
27/0161; G02B 27/0181; G02B 27/0185;
G02B 27/0189

See application file for complete search history.

1 Claim, 6 Drawing Sheets



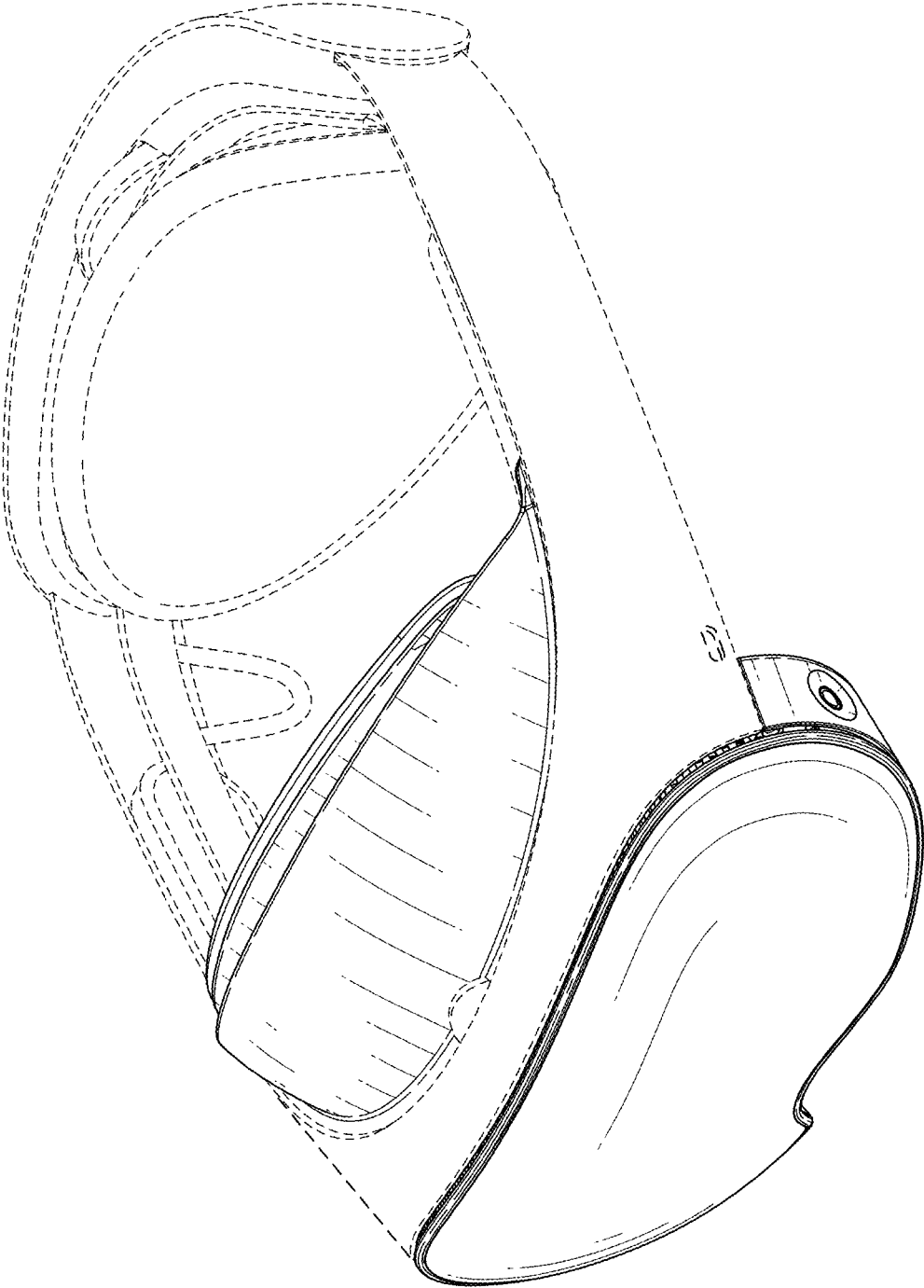


FIG. 1

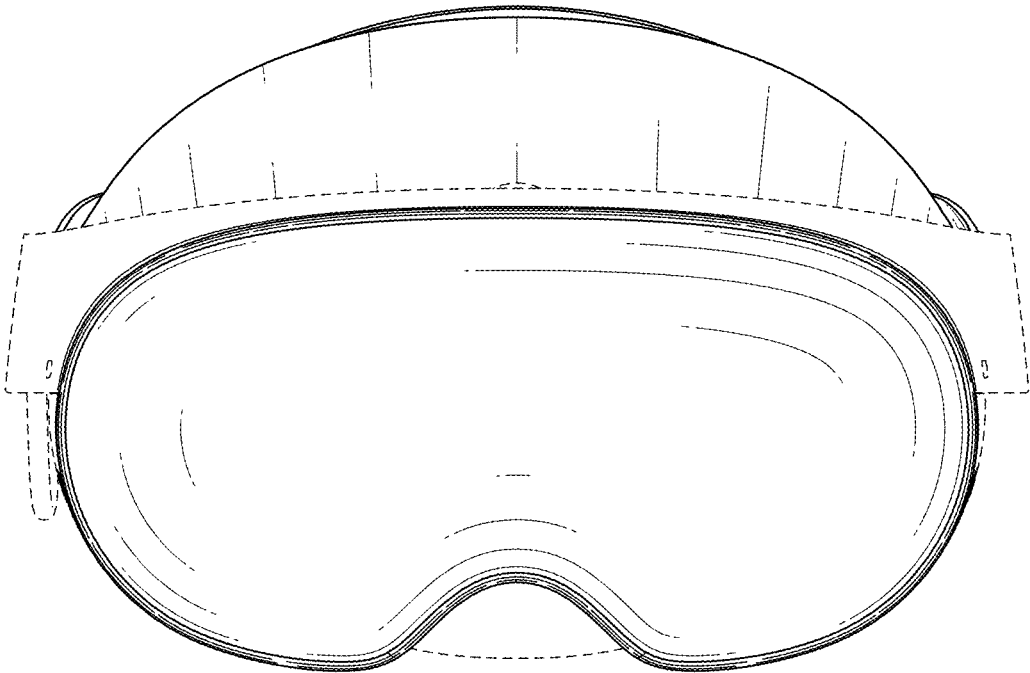


FIG. 2

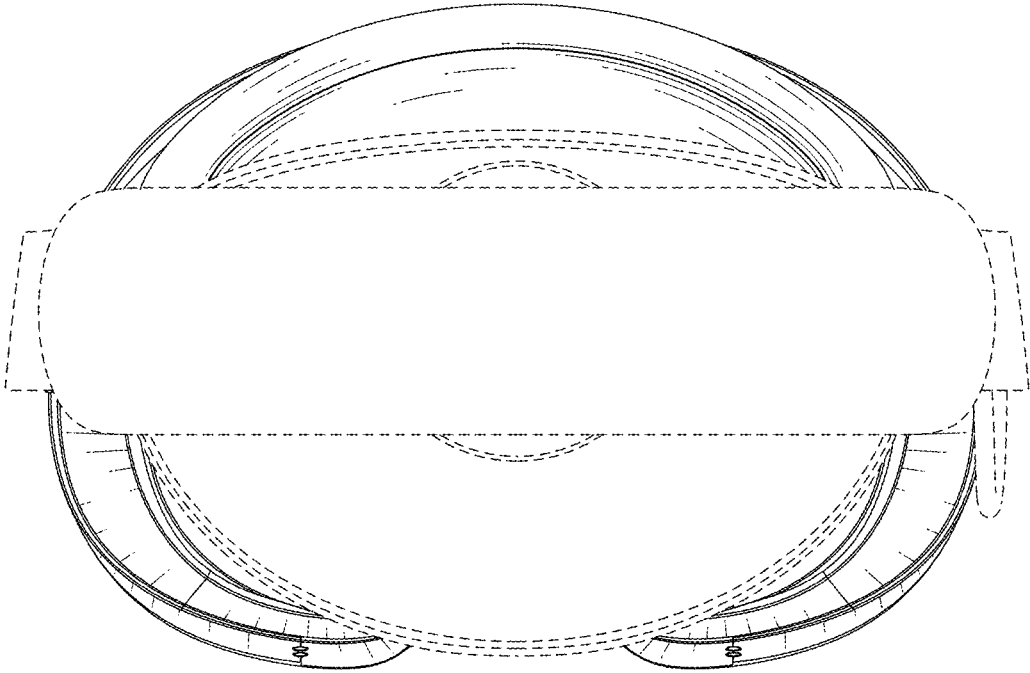


FIG. 3

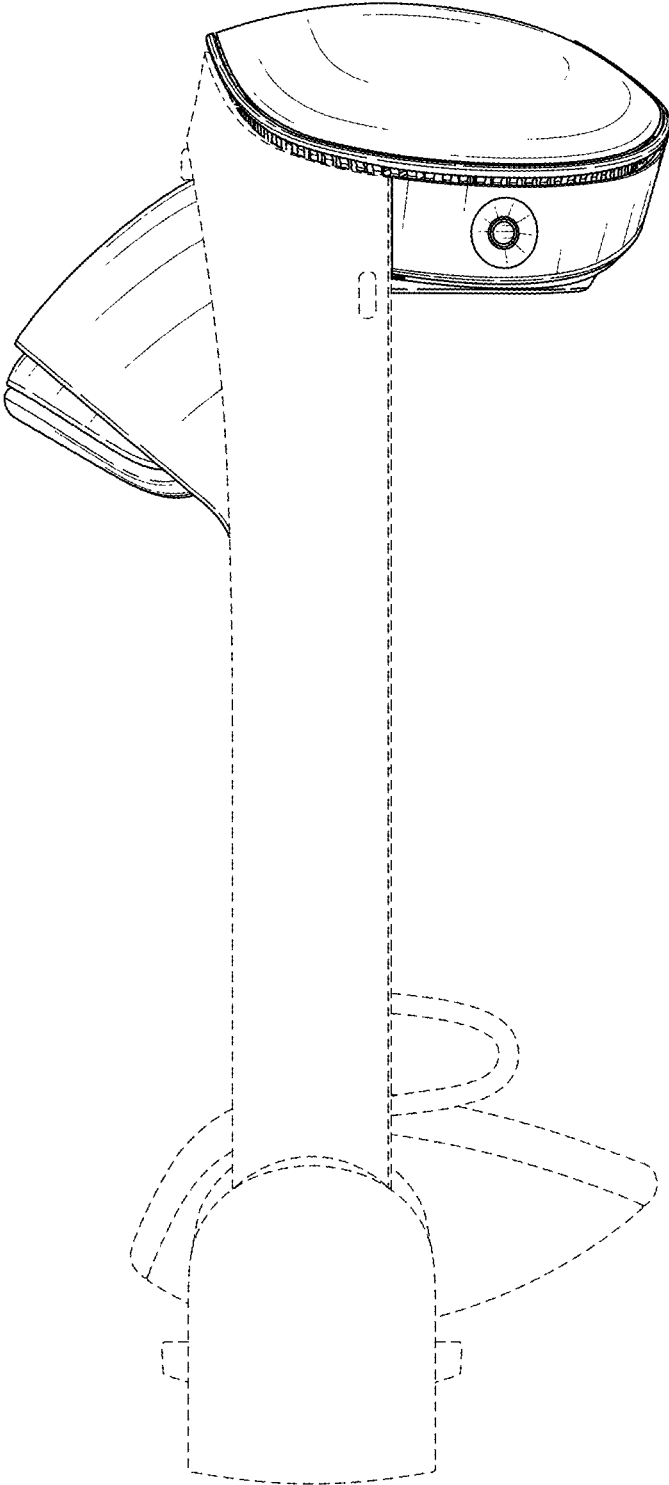


FIG. 4

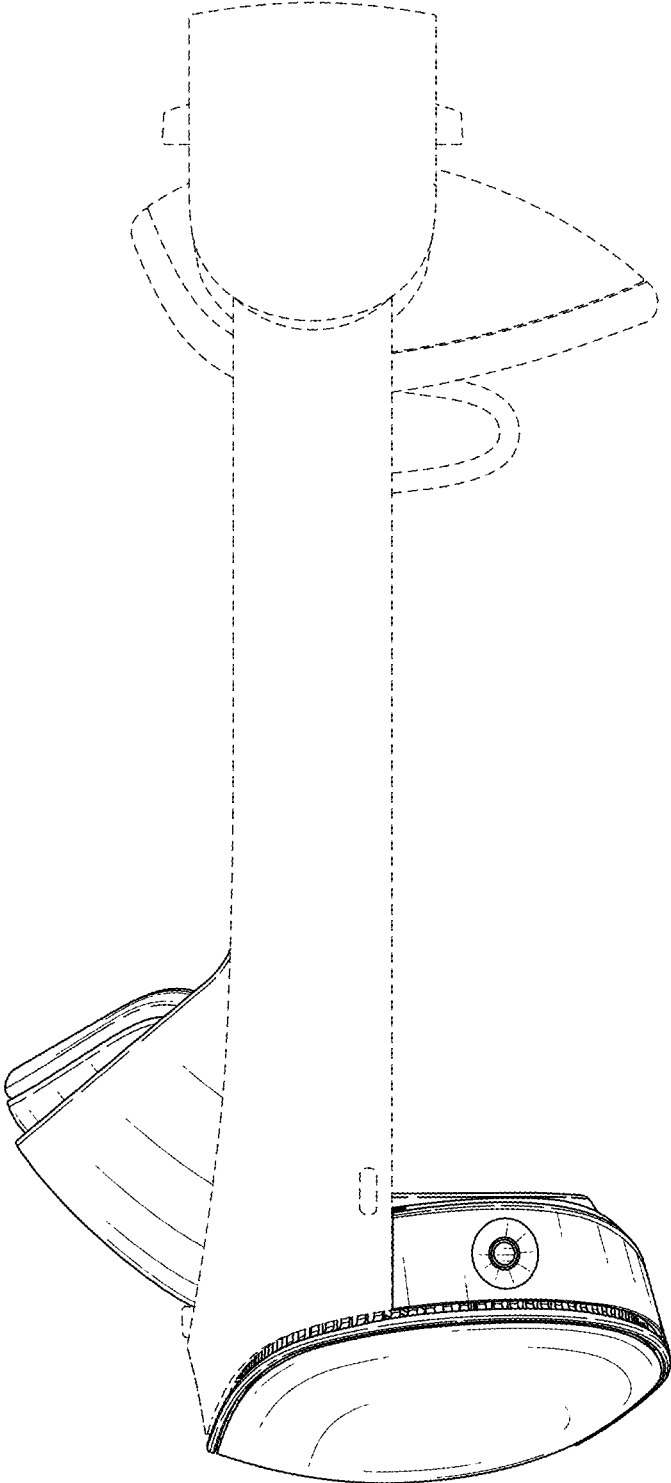


FIG. 5

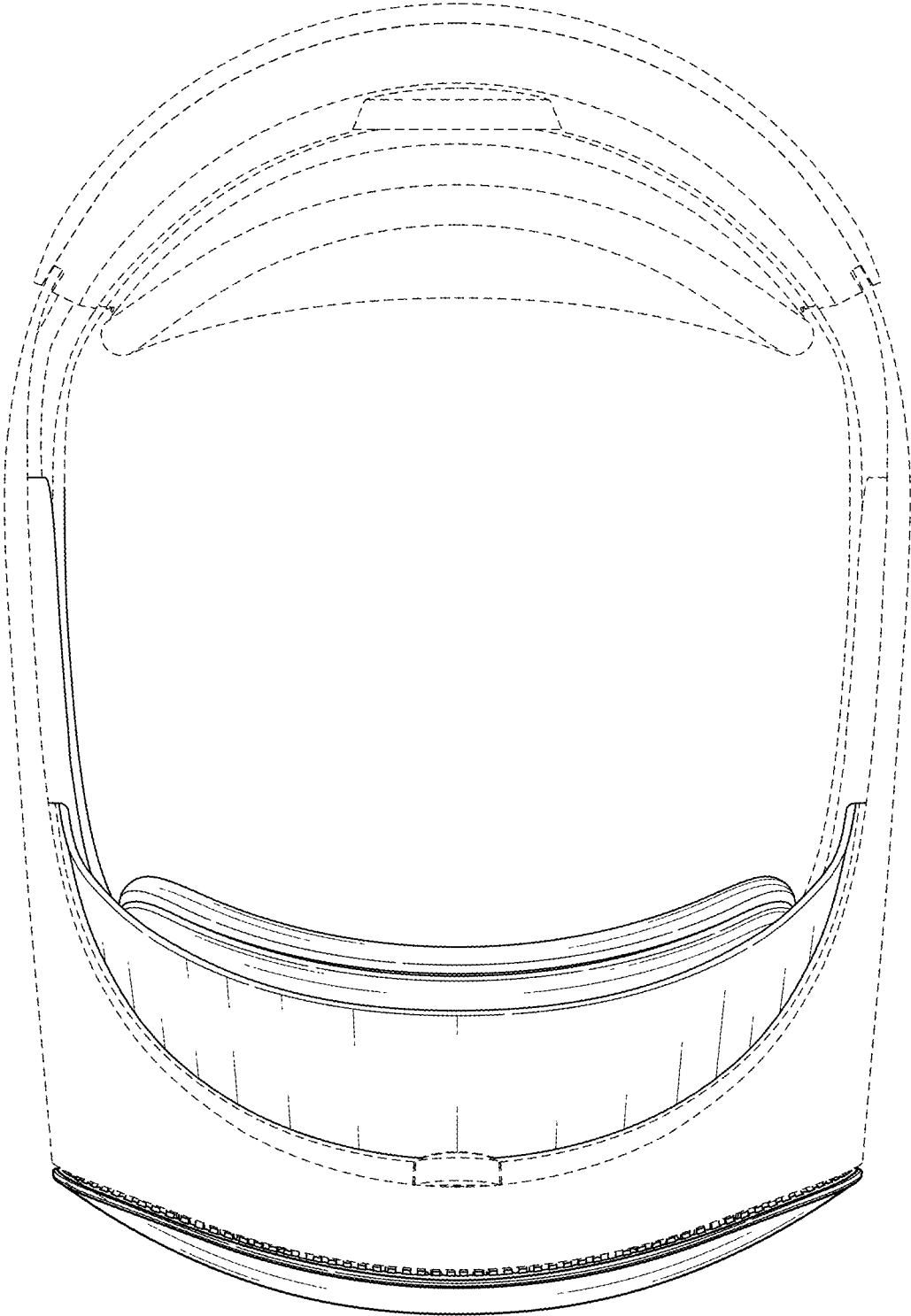


FIG. 6

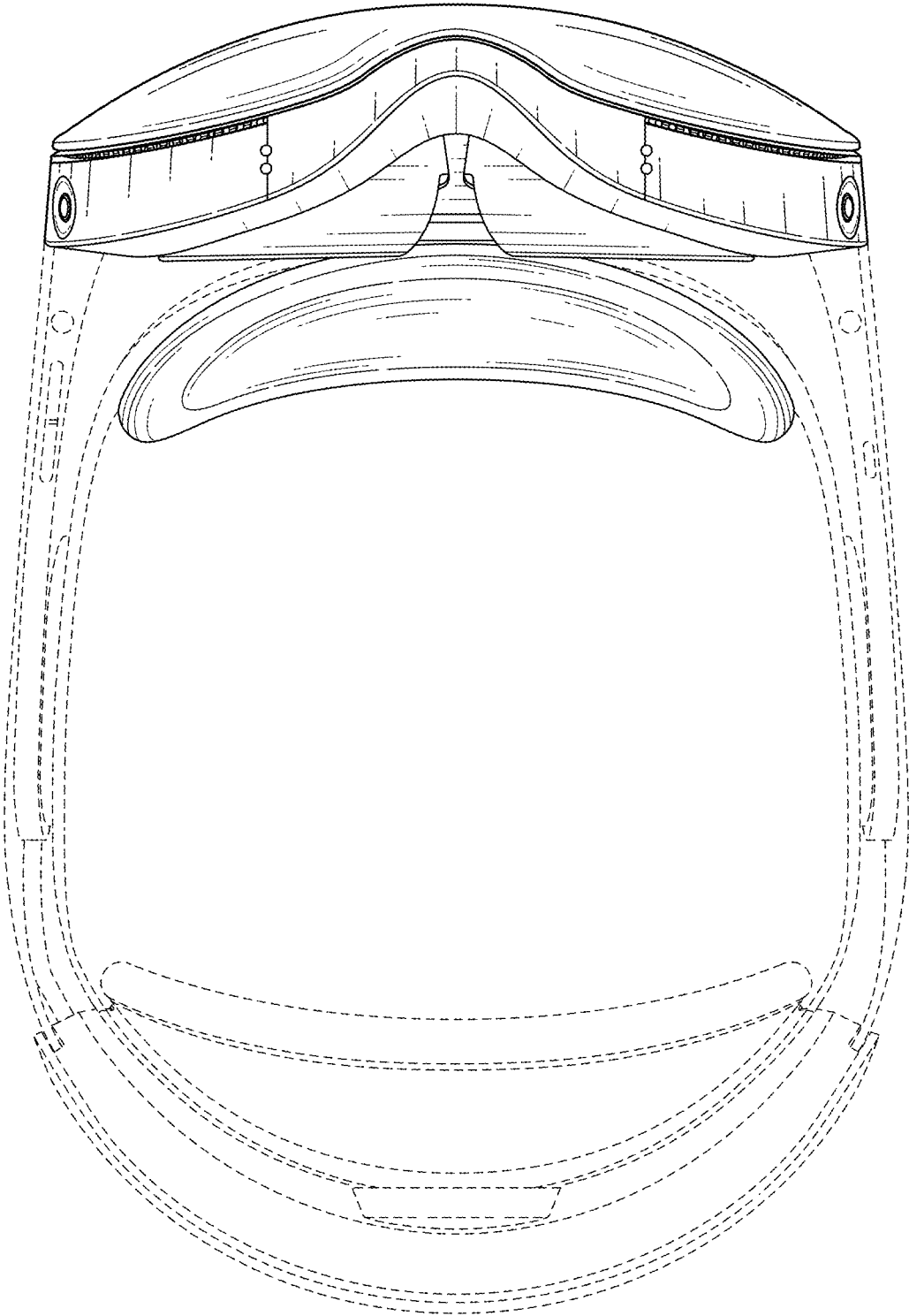


FIG. 7