

[54] DISPOSABLE FACESHIELD

[75] Inventor: Richard T. Metcalfe, Southbridge, Mass.

[73] Assignee: American Optical Corporation, Southbridge, Mass.

[**] Term: 14 Years

[21] Appl. No.: 152,984

[22] Filed: Feb. 5, 1988

[52] U.S. Cl. D29/17; D28/9

[58] Field of Search D28/9; D29/7, 8, 16-18, D29/99; D2/234, 244-246, 261; 2/9-12, 171, 206; 128/206.24, 863, 206; D16/100, 102, 107, 110-112

[56] References Cited

U.S. PATENT DOCUMENTS

D. 190,461	5/1961	Worfold	D29/9
D. 194,221	12/1962	Zbikowski	D16/107
D. 200,834	4/1965	William	D29/9
D. 227,819	7/1973	Kotzar	D16/112
D. 228,700	10/1973	Gager, Jr.	D29/16
D. 254,520	3/1980	Amirault	D29/18
D. 254,638	4/1980	Bay, Jr.	D29/16
2,033,691	3/1936	Douglass	2/174

2,774,970	12/1956	DuBois	2/9
3,152,588	10/1964	Rogowski	128/206.12
3,772,707	11/1973	Alosi et al.	2/174
3,828,366	8/1974	Conrad et al.	2/174
4,674,136	6/1987	Ladewig	2/428
4,701,129	10/1987	Hazard	433/136

FOREIGN PATENT DOCUMENTS

R151181	2/1956	Fed. Rep. of Germany	2/9
779016	1/1935	France	128/206.23

Primary Examiner—Bernard Ansher

Assistant Examiner—C. Tuttle

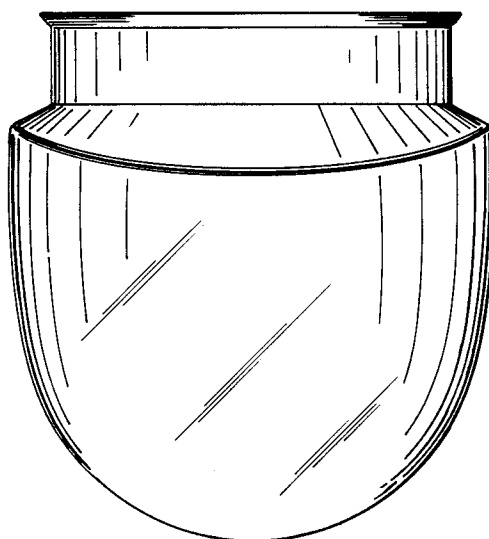
Attorney, Agent, or Firm—Fishman, Dionne & Cantor

[57] CLAIM

The ornamental design for a disposable faceshield, as shown.

DESCRIPTION

FIG. 1 is a top, front perspective view of a disposable faceshield showing my new design;
 FIG. 2 is a top plan view thereof;
 FIG. 3 is a side elevational view thereof;
 FIG. 4 is a front elevational view thereof;
 FIG. 5 is a rear elevational view thereof;
 FIG. 6 is a vertical sectional view thereof, taken along line 5—5 of FIG. 5; and
 FIG. 7 is a bottom plan view thereof.



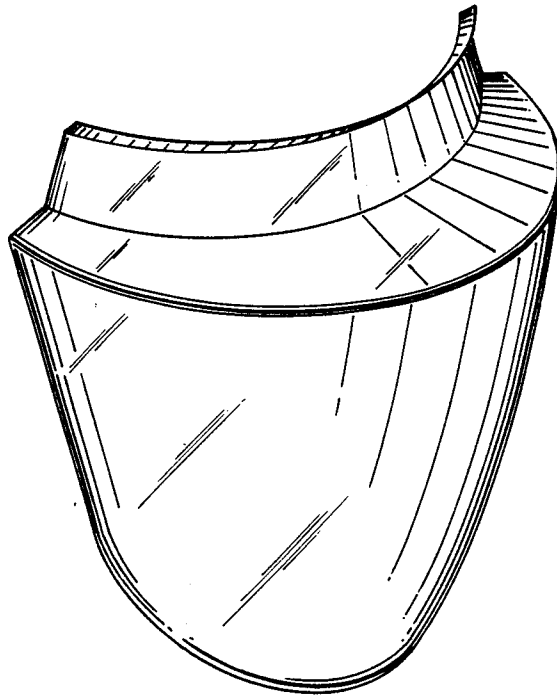


FIG. 1

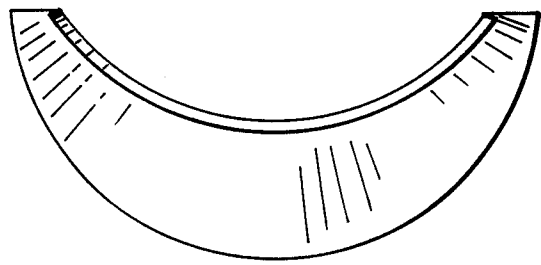


FIG. 2

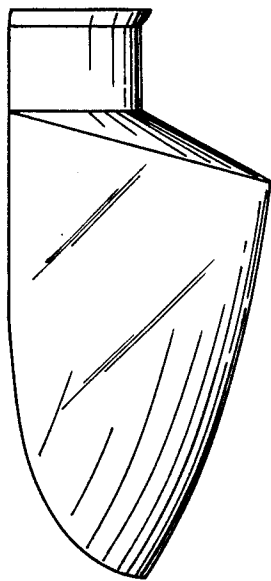


FIG. 3

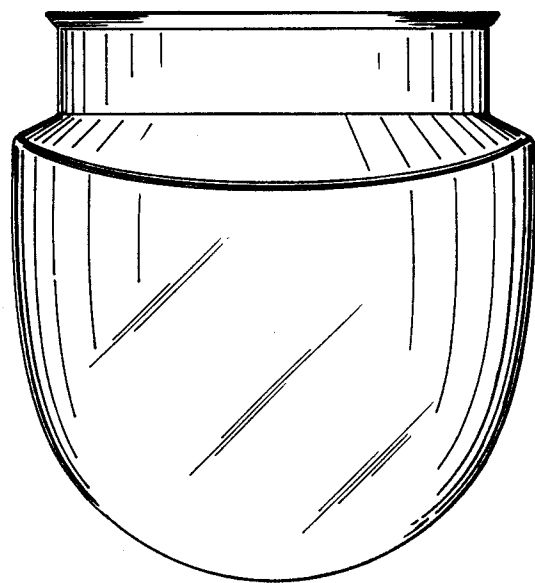


FIG. 4

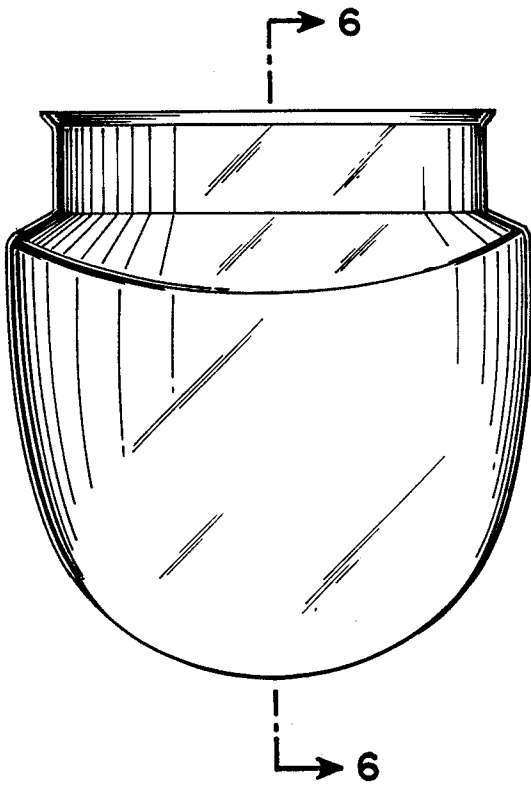


FIG. 5

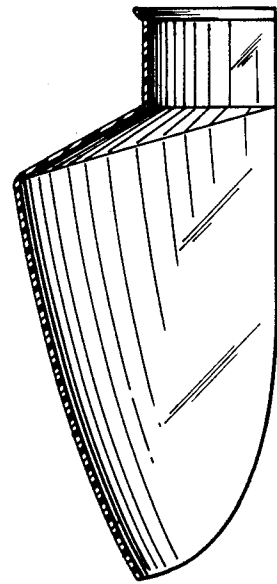


FIG. 6

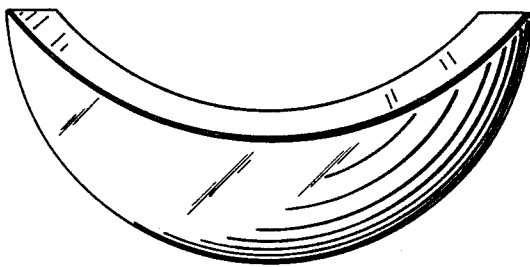


FIG. 7