



(51) International Patent Classification:

H01M 10/052 (2010.01) *H01M 10/0568* (2010.01)
H01M 10/0567 (2010.01) *H01M 10/0569* (2010.01)
H01M 10/0525 (2010.01)

(21) International Application Number:

PCT/EP2014/064970

(22) International Filing Date:

11 July 2014 (11.07.2014)

(25) Filing Language:

English

(26) Publication Language:

English

(30) Priority Data:

13177603.1 23 July 2013 (23.07.2013) EP
14167189.1 6 May 2014 (06.05.2014) EP

(71) Applicant: **BASF SE** [DE/DE]; 67056 Ludwigshafen (DE).

(72) Inventors: **PORTA GARCIA, Marta**; Richard-Wagner Straße 26, 68165 Mannheim (DE). **CHESNEAU, Frederick Francois**; Schulstr. 20, 68789 St. Leon-Rot (DE). **SCHMIDT, Michael**; Weinbergstraße 41, 64342 Seeheim-Jugenheim (DE). **RIEDEL, Dominic**; Stolberger Str. 6, 68305 Mannheim (DE). **SCHRÖDER, Denis**; Saarlandstraße 91, 67061 Ludwigshafen (DE). **TELES, Joaquim Henrique**; Immanuel-Kant-Str. 28, 67165 Waldsee (DE). **GARSUCH, Arnd**; Eschenbachstraße 36, 67063 Ludwigshafen (DE). **HERZOG, Stefan**; Freiherr-vom-Stein-

Str.21, 67466 Lambrecht (DE). **KIRSTE, Axel**; Brandenburger Str. 8, 67117 Limburgerhof (DE).

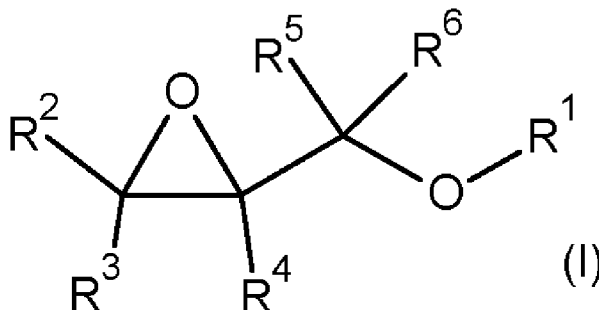
(81) Designated States (unless otherwise indicated, for every kind of national protection available): AE, AG, AL, AM, AO, AT, AU, AZ, BA, BB, BG, BH, BN, BR, BW, BY, BZ, CA, CH, CL, CN, CO, CR, CU, CZ, DE, DK, DM, DO, DZ, EC, EE, EG, ES, FI, GB, GD, GE, GH, GM, GT, HN, HR, HU, ID, IL, IN, IR, IS, JP, KE, KG, KN, KP, KR, KZ, LA, LC, LK, LR, LS, LT, LU, LY, MA, MD, ME, MG, MK, MN, MW, MX, MY, MZ, NA, NG, NI, NO, NZ, OM, PA, PE, PG, PH, PL, PT, QA, RO, RS, RU, RW, SA, SC, SD, SE, SG, SK, SL, SM, ST, SV, SY, TH, TJ, TM, TN, TR, TT, TZ, UA, UG, US, UZ, VC, VN, ZA, ZM, ZW.

(84) Designated States (unless otherwise indicated, for every kind of regional protection available): ARIPO (BW, GH, GM, KE, LR, LS, MW, MZ, NA, RW, SD, SL, SZ, TZ, UG, ZM, ZW), Eurasian (AM, AZ, BY, KG, KZ, RU, TJ, TM), European (AL, AT, BE, BG, CH, CY, CZ, DE, DK, EE, ES, FI, FR, GB, GR, HR, HU, IE, IS, IT, LT, LU, LV, MC, MK, MT, NL, NO, PL, PT, RO, RS, SE, SI, SK, SM, TR), OAPI (BF, BJ, CF, CG, CI, CM, GA, GN, GQ, GW, KM, ML, MR, NE, SN, TD, TG).

Published:

— with international search report (Art. 21(3))

(54) Title: OXIRANYL DERIVATIVES AS ADDITIVES FOR ELECTROLYTES IN LITHIUM-ION BATTERIES

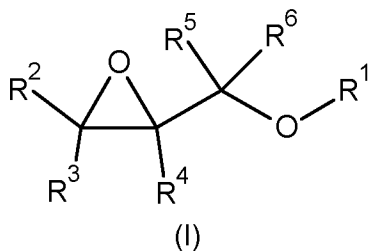


(57) Abstract: The present invention relates to an electrolyte composition (A) containing (i) at least one aprotic organic solvent; (ii) at least one conducting salt; (iii) at least one compound of formula (I) and (iv) optionally at least one further additive.

OXIRANYL DERIVATIVES AS ADDITIVES FOR ELECTROLYTES IN LITHIUM-ION BATTERIES

Description

- 5 The present invention relates to an electrolyte composition (A) containing
- (i) at least one aprotic organic solvent;
 - (ii) at least one conducting salt;
 - (iii) at least one compound of formula (I)



wherein

- 10 R¹, R², R³, R⁴, R⁵, and R⁶ are defined below, and
- (iv) optionally at least one further additive.

The present invention further relates to the use of compounds of formula (I) as additives for electrolytes in electrochemical cells and to electrochemical cells comprising the above described electrolyte composition (A), at least one cathode (B) comprising at least one cathode active material, and at least one anode (C) comprising at least one anode active material.

Storing electrical energy is a subject of still growing interest. Efficient storage of electric energy would allow electric energy to be generated when it is advantageous and used when needed.

20 Accumulators, for example lead accumulators and nickel-cadmium accumulators, have been known for many decades. The known lead accumulators and nickel-cadmium accumulators have the disadvantages, however, of a comparatively low energy density and of a memory effect which reduces the rechargeability and hence the useful life of lead accumulators and nickel-cadmium accumulators.

Lithium ion accumulators, frequently also referred to as lithium ion batteries, are used as an alternative. They provide higher energy densities than accumulators based on lead or comparatively noble heavy metals.

30 Since many lithium ion batteries utilize metallic lithium or lithium in oxidation state 0, or produce it as an intermediate, they are water sensitive. Moreover, the conductive salts used, for example LiPF₆, are water sensitive during long-term operation. Water is therefore not a usable solvent for the lithium salts used in lithium ion batteries. Instead, organic carbonates, ethers, esters and ionic liquids are used as sufficiently polar solvents. Most state of the art lithium ion batteries in general comprise not a single solvent but a solvent mixture of different organic aprotic solvents. During charge and discharge of lithium ion batteries various reactions take place at different cell potentials. It is known that during the first charging process of a lithium ion battery usually a film

is formed on the anode. This film is often called solid electrolyte interface (SEI). The SEI is permeable for lithium ions and protects the electrolyte from direct contact with the anode and vice versa. It is formed by reductive decomposition of components of the electrolyte composition like solvents, e.g. carbonates, esters, and ethers, and conductive salts on the surface of the anode, especially if the anode active material is a carbonaceous material like graphite. A certain amount of the lithium present in the cell is irreversibly consumed for the formation of the SEI and cannot be replaced. One possibility to reduce the amount of irreversibly consumed lithium is the addition of suitable chemical compounds which are easily decomposed on the anode by reduction and thereby forming a film on the surface of the anode. One especially well suited compound is vinylene carbonate, see for instance EP 0 683 587 B1 and US 6,413,678 B1. Vinylene carbonate forms a stable SEI on a graphite anode in lithium ion batteries.

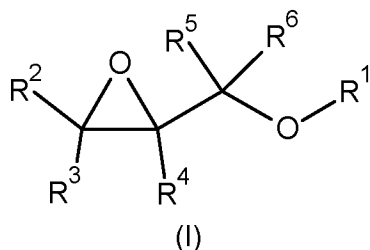
Other film forming additives are known, inter alia oxiranyl derivatives as described in US 2009/0035656 A1 disclosing glycidyl ether compounds as film forming additives for electrolytes of lithium batteries.

Nevertheless there is still the need for enhancing the lifetime of secondary batteries and a demand for electrolyte additives leading to a prolonged life time and cycle stability of secondary electrochemical cells.

It was an object of the present invention to provide an electrolyte composition leading to an improved lifetime of electrochemical cells, in particular lithium ion batteries. A further object of the present invention was to provide electrochemical cells, in particular lithium ion batteries of high energy density and/or higher operating voltage having good performance characteristics and long lifetime.

This object is achieved by an electrolyte composition (A) containing

- (i) at least one aprotic organic solvent;
- (ii) at least one conducting salt;
- (iii) at least one compound of formula (I)



wherein

R¹ is selected from C(O)OR⁷, C(O)C(O)OR⁷, S(O)₂R⁷, S(O)₂OR⁷, (CH₂)_sSO₂(CH₂)_tR⁷, P(O)(OR⁷)R⁷, and P(O)(OR⁷)₂;

R² is selected from H, F, C₁-C₆ alkyl, C₃-C₆ (hetero)cycloalkyl, C₂-C₆ alkenyl, C₃-C₆ (hetero)cycloalkenyl, C₂-C₆ alkynyl, C₅-C₇ (hetero)aryl, C₆-C₁₃ aralkyl, wherein alkyl, (hetero)cycloalkyl, aralkyl, alkenyl, (hetero)cycloalkenyl, alkynyl, and (hetero)aryl may

be substituted by one or more substituents selected from F, CN, C₁-C₆ alkyl, C₃-C₆ (hetero)cycloalkyl, C₂-C₆ alkenyl, C₅-C₇ (hetero)aryl, OR⁸, C(O)R⁸, C(O)OR⁸, OC(O)R⁸, OC(O)OR⁸, OC(O)C(O)OR⁸, S(O)₂OR⁸ and OS(O)₂R⁸;

5 R³ and R⁴ are independently from each other selected from H, F, C₁-C₆ alkyl, C₃-C₆ (hetero)cycloalkyl, C₂-C₆ alkenyl, C₃-C₆ (hetero)cycloalkenyl, C₂-C₆ alkynyl, C₅-C₇ (hetero)aryl, C₆-C₁₃ aralkyl, wherein alkyl, (hetero)cycloalkyl, alkenyl, (hetero)cycloalkenyl, alkynyl, (hetero)aryl, and aralkyl, may be substituted by one or more substituents selected from F, CN, and optionally fluorinated oxiranyl;

10 R⁵ and R⁶ are independently from each other selected from H, C₁-C₆ alkyl, C₃-C₆ (hetero)cycloalkyl, C₂-C₆ alkenyl, C₃-C₆ (hetero)cycloalkenyl, C₂-C₆ alkynyl, C₅-C₇ (hetero)aryl, C₆-C₁₃ aralkyl, wherein alkyl, (hetero)cycloalkyl, aralkyl, alkenyl, (hetero)cycloalkenyl, alkynyl, and (hetero)aryl may be substituted by one or more substituents selected from F, CN, and optionally fluorinated oxiranyl;

15 R⁷ is selected from C₁-C₆ alkyl, C₃-C₆ (hetero)cycloalkyl, C₂-C₆ alkenyl, C₃-C₆ (hetero)cycloalkenyl, C₂-C₆ alkynyl, C₅-C₇ (hetero)aryl, and C₆-C₁₃ aralkyl, wherein alkyl, (hetero)cycloalkyl, aralkyl, alkenyl, (hetero)cycloalkenyl, alkynyl, and (hetero)aryl may be substituted by one or more substituents selected from F, CN, C₁-C₆ alkyl, C₂-C₆ alkenyl, C₅-C₇ (hetero)aryl, OR⁹, OC(O)R⁹, C(O)R⁹, C(O)OR⁹, OC(O)OR⁹, OC(O)C(O)OR⁹, S(O)₂OR⁹, OS(O)₂R⁹, and C₃-C₆ (hetero)cycloalkyl which may be substituted by one or more substituents selected from C₁-C₆ alkyl, C₃-C₆ (hetero)cycloalkyl, C₂-C₆ alkenyl, C₃-C₆ (hetero)cycloalkenyl, C₂-C₆ alkynyl, C₅-C₇ (hetero)aryl, C₆-C₁₃ aralkyl, wherein alkyl, (hetero)cycloalkyl, aralkyl, alkenyl, (hetero)cycloalkenyl, alkynyl, and (hetero)aryl may be substituted by one or more substituents selected from F, CN, and optionally fluorinated oxiranyl;

25 R⁸ and R⁹ are independently from each other selected from H, C₁-C₆ alkyl, C₃-C₆ (hetero)cycloalkyl, C₂-C₆ alkenyl, C₃-C₆ (hetero)cycloalkenyl, C₂-C₆ alkynyl, C₅-C₇ (hetero)aryl, C₆-C₁₃ aralkyl, wherein alkyl, (hetero)cycloalkyl, aralkyl, alkenyl, (hetero)cycloalkenyl, alkynyl, and (hetero)aryl may be substituted by one or more substituents selected from F, CN, and optionally fluorinated oxiranyl;

30 s and t are independently from each other 1, 2 or 3; and

(iv) optionally at least one further additive.

35 The problem is further solved by the use of at least one compound of formula (I) as additive for electrolytes in electrochemical cells; and by the electrochemical cell comprising the electrolyte composition (A) as described above, at least one cathode (B) comprising at least one cathode active material, and at least one anode (C) comprising at least one anode active material.

40 The compounds of general formula (I) show high reduction potentials indicating their suitability as additives forming a film on the anode of secondary electrochemical cells. Electrolytes for lithium ion secondary batteries comprising at least one aprotic organic solvent or a mixture thereof, at least one conducting salt leads and at least one compound of general formula (I)

show good values of the internal resistance and very small decrease of capacity retention during cycling.

The inventive electrolyte composition (A) is preferably liquid at working conditions; more preferred it is liquid at 1 bar and 25 °C, even more preferred the electrolyte composition is liquid at 1 bar and -15 °C, in particular the electrolyte composition is liquid at 1 bar and -30 °C, even more preferred the electrolyte composition is liquid at 1 bar and -50 °C.

The electrolyte composition (A) contains at least one aprotic organic solvent (i), preferably at least two aprotic organic solvents (i). According to one embodiment the electrolyte composition (A) may contain up to ten aprotic organic solvents (i).

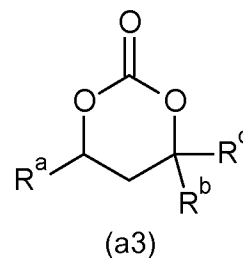
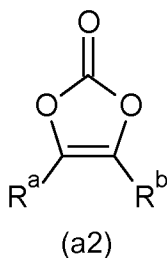
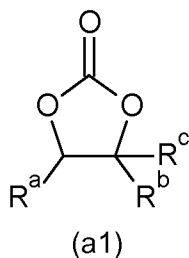
The at least one aprotic organic solvent (i) is preferably selected from

- (a) cyclic and acyclic organic carbonates, which may be partly halogenated,
- (b) di-C₁-C₁₀-alkylethers, which may be partly halogenated,
- (c) di-C₁-C₄-alkyl-C₂-C₆-alkylene ethers and polyethers, which may be partly halogenated,
- (d) cyclic ethers, which may be partly halogenated,
- (e) cyclic and acyclic acetals and ketals, which may be partly halogenated,
- (f) ortho esters, which may be partly halogenated,
- (g) cyclic and acyclic esters of carboxylic acids, which may be partly halogenated,
- (h) cyclic and acyclic sulfones, which may be partly halogenated,
- (i) cyclic and acyclic nitriles and dinitriles, which may be partly halogenated, and
- (j) ionic liquids, which may be partly halogenated.

More preferred the at least one aprotic organic solvent (i) is selected from cyclic and acyclic organic carbonates (a), di-C₁-C₁₀-alkylethers (b), di-C₁-C₄-alkyl-C₂-C₆-alkylene ethers and polyethers (c) and cyclic and acyclic acetals and ketals (e), even more preferred electrolyte composition (A) contains at least one aprotic organic solvent (i) selected from cyclic and acyclic organic carbonates (a) and most preferred electrolyte composition (A) contains at least two aprotic organic solvents (i) selected from cyclic and acyclic organic carbonates (a), in particular preferred electrolyte composition (A) contains at least one aprotic solvent (i) selected from cyclic organic carbonates and at least one aprotic organic solvent (i) selected from acyclic organic carbonates.

The aprotic organic solvents (a) to (j) may be partly halogenated, e.g. they may be partly fluorinated, partly chlorinated or partly brominated, preferably they may be partly fluorinated. "Partly halogenated" means, that one or more H of the respective molecule is substituted by a halogen atom, e.g. by F, Cl or Br. Preference is given to the substitution by F. The at least one solvent (i) may be selected from partly halogenated and non-halogenated aprotic organic solvents (a) to (j), i.e. the electrolyte composition may contain a mixture of partly halogenated and non-halogenated aprotic organic solvents.

Examples of suitable organic carbonates (a) are cyclic organic carbonates according to the general formula (a1), (a2) or (a3)



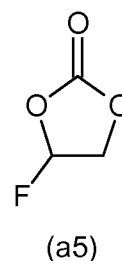
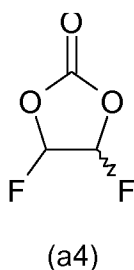
5 wherein

R^a , R^b and R^c being different or equal and being independently from each other selected from hydrogen; C_1 - C_4 -alkyl, preferably methyl; F; and C_1 - C_4 -alkyl substituted by one or more F, e.g. CF_3 .

10 " C_1 - C_4 -alkyl" is intended to include methyl, ethyl, n-propyl, iso-propyl, n-butyl, iso-butyl, sec.-butyl and tert.-butyl.

Preferred cyclic organic carbonates (a) are of general formula (a1), (a2) or (a3) wherein R^a , R^b and R^c are H. Examples are ethylene carbonate, vinylene carbonate, and propylene carbonate.

15 A preferred cyclic organic carbonate (a) is ethylene carbonate. Further preferred cyclic organic carbonates (a) are difluoroethylene carbonate (a4) and monofluoroethylene carbonate (a5)



20 Examples of suitable acyclic organic carbonates (a) are dimethyl carbonate, diethyl carbonate, methylethyl carbonate and mixtures thereof.

In one embodiment of the invention the electrolyte composition (A) contains mixtures of acyclic organic carbonates (a) and cyclic organic carbonates (a) at a ratio by weight of from 1:10 to 10:1, preferred of from 3:1 to 1:1.

25

Examples of suitable acyclic di- C_1 - C_{10} -alkylethers (b) are dimethylether, ethylmethylether, diethylether, diisopropylether, and di-n-butylether.

Examples of di-C₁-C₄-alkyl-C₂-C₆-alkylene ethers (c) are 1,2-dimethoxyethane, 1,2-diethoxyethane, diglyme (diethylene glycol dimethyl ether), triglyme (triethyleneglycol dimethyl ether), tetraglyme (tetraethyleneglycol dimethyl ether), and diethyleneglycoldiethylether.

- 5 Examples of suitable polyethers (c) are polyalkylene glycols, preferably poly-C₁-C₄-alkylene glycols and especially polyethylene glycols. Polyethylene glycols may comprise up to 20 mol% of one or more C₁-C₄-alkylene glycols in copolymerized form. Polyalkylene glycols are preferably dimethyl- or diethyl- end-capped polyalkylene glycols. The molecular weight M_w of suitable polyalkylene glycols and especially of suitable polyethylene glycols may be at least 400
- 10 g/mol. The molecular weight M_w of suitable polyalkylene glycols and especially of suitable polyethylene glycols may be up to 5 000 000 g/mol, preferably up to 2 000 000 g/mol.

Examples of suitable cyclic ethers (d) are tetrahydrofuran and 1,4-dioxane.

- 15 Examples of suitable acyclic acetals (e) are 1,1-dimethoxymethane and 1,1-diethoxymethane. Examples for suitable cyclic acetals (e) are 1,3-dioxane and 1,3-dioxolane.

Examples of suitable ortho esters (f) are tri-C₁-C₄ alkoxy methane, in particular trimethoxymethane and triethoxymethane. Examples of suitable cyclic ortho esters (f) are 1,4-

20 dimethyl-3,5,8-trioxabicyclo[2.2.2]octane and 4-ethyl-1-methyl-3,5,8-trioxabicyclo[2.2.2]octane.

Examples of suitable acyclic esters of carboxylic acids (g) are ethyl acetate, methyl butanoate, and esters of dicarboxylic acids like 1,3-dimethyl propanedioate. An example of a suitable cyclic ester of carboxylic acids (lactones) is γ -butyrolactone.

- 25 Examples of suitable cyclic and acyclic sulfones (h) are ethyl methyl sulfone, dimethyl sulfone, and tetrahydrothiophene-S,S-dioxide.

Examples of suitable cyclic and acyclic nitriles and dinitriles (i) are adipodinitrile, acetonitrile, propionitrile, butyronitrile.

30

The water content of the inventive electrolyte composition is preferably below 100 ppm, based on the weight of the electrolyte composition, more preferred below 50 ppm, most preferred below 30 ppm. The water content may be determined by titration according to Karl Fischer, e.g.

35 described in detail in DIN 51777 or ISO760: 1978.

The content of HF of the inventive electrolyte composition is preferably below 60 ppm, based on the weight of the electrolyte composition, more preferred below 40 ppm, most preferred below 20 ppm. The HF content may be determined by titration according to potentiometric or

40 potentiographic titration method.

The inventive electrolyte composition (A) furthermore contains at least one conducting salt (ii). Electrolyte composition (A) functions as a medium that transfers ions participating in the electrochemical reaction taking place in an electrochemical cell. The conducting salt(s) (ii) present in the electrolyte are usually solvated in the aprotic organic solvent(s) (i). Preferably the conducting salt (ii) is a lithium salt. The conducting salt is preferably selected from the group consisting of

- $\text{Li}[\text{F}_{6-x}\text{P}(\text{C}_y\text{F}_{2y+1})_x]$, wherein x is an integer in the range from 0 to 6 and y is an integer in the range from 1 to 20;
- $\text{Li}[\text{B}(\text{R}^I)_4]$, $\text{Li}[\text{B}(\text{R}^I)_2(\text{OR}^{II}\text{O})]$ and $\text{Li}[\text{B}(\text{OR}^{II}\text{O})_2]$ wherein each R^I is independently from each other selected from F, Cl, Br, I, $\text{C}_1\text{-C}_4$ alkyl, $\text{C}_2\text{-C}_4$ alkenyl, and $\text{C}_2\text{-C}_4$ alkynyl, wherein alkyl, alkenyl, and alkynyl may be substituted by one or more OR^{III} , wherein R^{III} is selected from $\text{C}_1\text{-C}_6$ alkyl, $\text{C}_2\text{-C}_6$ alkenyl, and $\text{C}_2\text{-C}_6$ alkynyl, and (OR^{II}O) is a bivalent group derived from a 1,2- or 1,3-diol, a 1,2- or 1,3-dicarboxylic acid or a 1,2- or 1,3-hydroxycarboxylic acid, wherein the bivalent group forms a 5- or 6-membered cycle via the both oxygen atoms with the central B-atom;
- LiClO_4 ; LiAsF_6 ; LiCF_3SO_3 ; Li_2SiF_6 ; LiSbF_6 ; LiAlCl_4 ; $\text{Li}[\text{N}(\text{SO}_2\text{F})_2]$; lithium tetrafluoro (oxalato) phosphate; lithium oxalate; and
- salts of the general formula $\text{Li}[\text{Z}(\text{C}_n\text{F}_{2n+1}\text{SO}_2)_m]$, where m and n are defined as follows:
 m = 1 when Z is selected from oxygen and sulfur,
 m = 2 when Z is selected from nitrogen and phosphorus,
 m = 3 when Z is selected from carbon and silicon, and
 n is an integer in the range from 1 to 20.

Suited 1,2- and 1,3-diols from which the bivalent group (OR^{II}O) is derived may be aliphatic or aromatic and may be selected, e.g., from 1,2-dihydroxybenzene, propane-1,2-diol, butane-1,2-diol, propane-1,3-diol, butane-1,3-diol, cyclohexyl-trans-1,2-diol and naphthalene-2,3-diol which are optionally substituted by one or more F and/or by at least one straight or branched non fluorinated, partly fluorinated or fully fluorinated $\text{C}_1\text{-C}_4$ alkyl group. An example for such 1,2- or 1,3-diole is 1,1,2,2-tetra(trifluoromethyl)-1,2-ethane diol.

“Fully fluorinated $\text{C}_1\text{-C}_4$ alkyl group” means, that all H-atoms of the alkyl group are substituted by F.

Suited 1,2- or 1,3-dicarboxylic acids from which the bivalent group (OR^{II}O) is derived may be aliphatic or aromatic, for example oxalic acid, malonic acid (propane-1,3-dicarboxylic acid), phthalic acid or isophthalic acid, preferred is oxalic acid. The 1,2- or 1,3-dicarboxylic acid are optionally substituted by one or more F and/or by at least one straight or branched non fluorinated, partly fluorinated or fully fluorinated $\text{C}_1\text{-C}_4$ alkyl group.

Suited 1,2- or 1,3-hydroxycarboxylic acids from which the bivalent group (OR^{II}O) is derived may be aliphatic or aromatic, for example salicylic acid, tetrahydro salicylic acid, malic acid, and 2-hydroxy acetic acid, which are optionally substituted by one or more F and/or by at least one

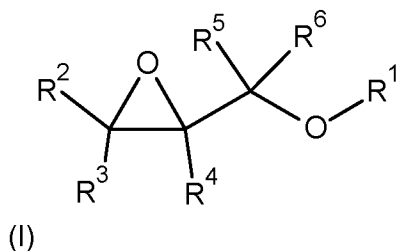
straight or branched non fluorinated, partly fluorinated or fully fluorinated C₁-C₄ alkyl group. An example for such 1,2- or 1,3-hydroxycarboxylic acids is 2,2-bis(trifluoromethyl)-2-hydroxy-acetic acid.

- 5 Examples of Li[B(R¹)₄], Li[B(R¹)₂(OR¹¹O)] and Li[B(OR¹¹O)₂] are LiBF₄, lithium difluoro oxalato borate and lithium dioxalato borate.

Preferably the at least one conducting salt (ii) is selected from LiPF₆, LiBF₄, and LiPF₃(CF₂CF₃)₃, more preferred the conducting salt (ii) is selected from LiPF₆ and LiBF₄, and the most preferred conducting salt (ii) is LiPF₆.

The at least one conducting salt (ii) is usually present at a minimum concentration of at least 0.01 wt.-%, preferably of at least 1 wt.-%, and more preferred of at least 5 wt.-%, based on the total weight of the electrolyte composition. Usually the upper concentration limit for the at least one conducting salt (ii) is 25 wt.-%, based on the total weight of the electrolyte composition.

The inventive electrolyte composition (A) contains as component (iii) at least one compound of formula (I)



wherein

- 20 R¹ is selected from C(O)OR⁷, C(O)C(O)OR⁷, S(O)₂R⁷, S(O)₂OR⁷, (CH₂)_sSO₂(CH₂)_tR⁷, P(O)(OR⁷)R⁷, and P(O)(OR⁷)₂; preferably R¹ is selected from C(O)OR⁷, C(O)C(O)OR⁷, S(O)₂R⁷, S(O)₂OR⁷, P(O)(OR⁷)R⁷, and P(O)(OR⁷)₂;
- R² is selected from H, F, C₁-C₆ alkyl, C₃-C₆ (hetero)cycloalkyl, C₂-C₆ alkenyl, C₃-C₆ (hetero)cycloalkenyl, C₂-C₆ alkynyl, C₅-C₇ (hetero)aryl, C₆-C₁₃ aralkyl, wherein alkyl, (hetero)cycloalkyl, aralkyl, alkenyl, (hetero)cycloalkenyl, alkynyl, and (hetero)aryl may be substituted by one or more substituents selected from F, CN, C₁-C₆ alkyl, C₃-C₆ (hetero)cycloalkyl, C₂-C₆ alkenyl, C₅-C₇ (hetero)aryl, OR⁸, C(O)R⁸, C(O)OR⁸, OC(O)R⁸, OC(O)OR⁸, OC(O)C(O)OR⁸, S(O)₂OR⁸ and OS(O)₂R⁸;
- 25 R³ and R⁴ are independently from each other selected from H, F, C₁-C₆ alkyl, C₃-C₆ (hetero)cycloalkyl, C₂-C₆ alkenyl, C₃-C₆ (hetero)cycloalkenyl, C₂-C₆ alkynyl, C₅-C₇ (hetero)aryl, C₆-C₁₃ aralkyl, wherein alkyl, (hetero)cycloalkyl, alkenyl, (hetero)cycloalkenyl, alkynyl, (hetero)aryl, and aralkyl, may be substituted by one or more substituents selected from F, CN, and optionally fluorinated oxiranyl;
- 30 R⁵ and R⁶ are independently from each other selected from H, C₁-C₆ alkyl, C₃-C₆ (hetero)cycloalkyl, C₂-C₆ alkenyl, C₃-C₆ (hetero)cycloalkenyl, C₂-C₆ alkynyl, C₅-C₇ (hetero)aryl, C₆-C₁₃ aralkyl, wherein alkyl, (hetero)cycloalkyl, aralkyl, alkenyl,
- 35

(hetero)cycloalkenyl, alkynyl, and (hetero)aryl may be substituted by one or more substituents selected from F, CN, and optionally fluorinated oxiranyl;

R⁷ is selected from C₁-C₆ alkyl, C₃-C₆ (hetero)cycloalkyl, C₂-C₆ alkenyl, C₃-C₆

(hetero)cycloalkenyl, C₂-C₆ alkynyl, C₅-C₇ (hetero)aryl, and C₆-C₁₃ aralkyl, wherein alkyl,

(hetero)cycloalkyl, aralkyl, alkenyl, (hetero)cycloalkenyl, alkynyl, and (hetero)aryl may be substituted by one or more substituents selected from F, CN, C₁-C₆ alkyl, C₂-C₆ alkenyl,

C₅-C₇ (hetero)aryl, OR⁹, OC(O)R⁹, C(O)R⁹, C(O)OR⁹, OC(O)OR⁹, OC(O)C(O)OR⁹,

S(O)₂OR⁹, OS(O)₂R⁹, and C₃-C₆ (hetero)cycloalkyl which may be substituted by one or more substituents selected from C₁-C₆ alkyl, C₃-C₆ (hetero)cycloalkyl, C₂-C₆ alkenyl, C₃-C₆

(hetero)cycloalkenyl, C₂-C₆ alkynyl, C₅-C₇ (hetero)aryl, C₆-C₁₃ aralkyl, wherein alkyl, (hetero)cycloalkyl, aralkyl, alkenyl, (hetero)cycloalkenyl, alkynyl, and (hetero)aryl may be substituted by one or more substituents selected from F, CN, and optionally fluorinated oxiranyl;

R⁸ and R⁹ are independently from each other selected from H, C₁-C₆ alkyl, C₃-C₆

(hetero)cycloalkyl, C₂-C₆ alkenyl, C₃-C₆ (hetero)cycloalkenyl, C₂-C₆ alkynyl, C₅-C₇

(hetero)aryl, C₆-C₁₃ aralkyl, wherein alkyl, (hetero)cycloalkyl, aralkyl, alkenyl,

(hetero)cycloalkenyl, alkynyl, and (hetero)aryl may be substituted by one or more substituents selected from F, CN, and optionally fluorinated oxiranyl; and

s and t are independently from each other 1, 2 or 3.

The term "C₁-C₆ alkyl" as used herein means a straight or branched saturated hydrocarbon group with 1 to 6 carbon atoms having one free valence and includes, e.g., methyl, ethyl, n-propyl, isopropyl, n-butyl, sec-butyl, isobutyl, tert-butyl, n-pentyl, iso-pentyl, 2,2-dimethylpropyl, n-hexyl, iso-hexyl, 2-ethyl hexyl, n-heptyl, iso-heptyl, n-octyl, iso-octyl, n-nonyl, n-decyl and the like. Preferred are C₁-C₄ alkyl groups and most preferred are 2-propyl, methyl and ethyl. The term "C₁-C₄ alkanediyl" as used herein denotes a straight or branched saturated hydrocarbon group with 1 to 4 carbon atoms and has two free valences. C₁-C₄ alkanediyl includes e.g. -CH₂-, -CH₂CH₂-, -CH₂CH₂CH₂-, -CH₂CH₂CH₂CH₂-, and -CH₂CHCH₃-, preferred is C₁-C₃ alkanediyl, more preferred are -CH₂- and -CH₂CH₂-.

The term "C₃-C₆ (hetero)cycloalkyl" as used herein means a cyclic saturated hydrocarbon group with 3 to 6 carbon atoms wherein the cycle has one free valence and wherein one or more C-atoms may be replaced by N, O or S. Examples of C₃-C₆ cycloalkyl include cyclopropyl, cyclobutyl, cyclopentyl and cyclohexyl, preferred is cyclohexyl. Examples of C₃-C₆ hetero cycloalkyl are oxiranyl and tetrahydrofuryl, preferred is oxiranyl (1,2-epoxy-ethyl).

The term "oxirane diyl" as used herein means a cyclic saturated hydrocarbon group containing two carbon atoms and one oxygen atom wherein the each C-atom has one free valence or one C-atom has two free valences.

The term "oxirane cycle" as used herein means a substituted or unsubstituted oxirane cycle and includes oxiranyl, 1,1-oxirane diyl, and 1,2-oxirane diyl.

The term "C₂-C₆ alkenyl" as used herein refers to an unsaturated straight or branched hydrocarbon group with 2 to 6 carbon atoms having one free valence. Unsaturated means that the alkenyl group contains at least one C-C double bond. C₂-C₆ alkenyl includes for example ethenyl, 1-propenyl, 2-propenyl, 1-n-butenyl, 2-n-butenyl, iso-butenyl, 1-pentenyl, 1-hexenyl and the like. Preferred are C₂-C₄ alkenyl groups and in particular ethenyl and 1-propen-3-yl (allyl).
The term "C₂-C₄ alkenediyl" as used herein refers to an unsaturated straight or branched hydrocarbon group with 2 to 4 carbon atoms which has two free valences and contains at least one CC double bond. C₂-C₄ alkenediyl includes e.g. -CH=CH-, -CH=CHCH₂-, -CH=CHCH₂CH₂-, -CH=CHCH(CH₃)-, -CH₂CH=CHCH₂-, and -CH=CCH₃-, preferred are C₂-C₃ alkenyl, more preferred is -CH=CH-.

The term "C₃-C₆ (hetero)cycloalkenyl" as used herein refers to a cyclic unsaturated hydrocarbon group with 3 to 6 carbon atoms having one free valence wherein one or more C-atoms may be replaced by N, O or S. Unsaturated means that the cycloalkenyl group contains at least one CC double bond. Examples of C₃-C₆ (hetero)cycloalkenyl are cyclopropenyl, cyclobutenyl, cyclopentenyl, and cyclohexenyl.

The term "C₂-C₆ alkynyl" as used herein refers to an unsaturated straight or branched hydrocarbon group with 2 to 6 carbon atoms having one free valence, wherein the hydrocarbon group contains at least one C-C triple bond. C₂-C₆ alkynyl includes for example ethynyl, 1-propynyl, 2-propynyl, 1-n-butylnyl, 2-n-butylnyl, iso-butylnyl, 1-pentylnyl, 1-hexylnyl and the like. Preferred is C₂-C₄ alkynyl, in particular 1-propyn-3-yl (propargyl). The term "C₂-C₄ alkynediyl" as used herein refers to an unsaturated straight or branched hydrocarbon group with 2 to 4 carbon atoms which has two free valences and contains at least one C-C triple bond. C₂-C₄ alkynyl includes for example -C≡C-, -C≡CCH₂-, -C≡CCH₂CH₂-, and -C≡CCH(CH₃)-, preferred is C₂-C₃ alkynyl, more preferred is -C≡C-.

The term "C₅-C₇ (hetero)aryl" as used herein denotes an aromatic 5- to 7-membered hydrocarbon cycle having one free valence, wherein one or more C-atom may be replaced by N, O or S. An example of C₅-C₇ aryl is phenyl, examples of C₅-C₇ heteroaryl are pyrrolyl, furanyl, thiophenyl, pyridinyl, pyranlyl, and thiopyranlyl.

The term "C₇-C₁₃ aralkyl" as used herein denotes an aromatic 5- to 7-membered hydrocarbon cycle substituted by one or more C₁-C₆ alkyl. The C₇-C₁₃ aralkyl group contains in total 7 to 13 C-atoms and has one free valence. The free valence may be located at the aromatic cycle or at a C₁-C₆ alkyl group, i.e. C₇-C₁₃ aralkyl group may be bound via the aromatic part or via the alkyl part of the aralkyl group. Examples of C₇-C₁₃ aralkyl are methylphenyl, 1,2-dimethylphenyl, 1,3-dimethylphenyl, 1,4-dimethylphenyl, ethylphenyl, 2-propylphenyl, and the like.

According to one embodiment of the present invention the at least one compound of formula (I) is selected from compounds of formula (I) wherein R¹ is C(O)OR⁷. According to a further

embodiment of the present invention the at least one compound of formula (I) is selected from compounds of formula (I) wherein R^1 is $C(O)C(O)OR^7$. In another embodiment of the invention the at least one compound of formula (I) is selected from compounds of formula (I) wherein R^1 is selected from $S(O)_2R^7$, $S(O)_2OR^7$, $(CH_2)_sSO_2(CH_2)_tR^7$, $P(O)(OR^7)R^7$, and $P(O)(OR^7)_2$.

- 5 R^2 , R^3 , R^4 , R^5 and R^6 are preferably independently from each other selected from H and C_1 - C_6 alkyl, wherein alkyl may be substituted by one or more groups selected from F, CN and optionally fluorinated oxiranyl, more preferred they are independently from each other selected from H and C_1 - C_6 alkyl, most preferred R^2 , R^3 , R^4 , R^5 and R^6 are all hydrogen.
- 10 R^7 is preferably selected from C_1 - C_6 alkyl, C_3 - C_6 (hetero)cycloalkyl, C_5 - C_7 (hetero)aryl, and C_6 - C_{13} aralkyl, wherein alkyl, aralkyl, and (hetero)aryl may be substituted by one or more substituents selected from F, CN, C_1 - C_6 alkyl, C_3 - C_6 (hetero)cycloalkyl, C_2 - C_6 alkenyl, C_5 - C_7 (hetero)aryl, more preferred R^7 contains at least one oxirane cycle, most preferred R^7 is 1,2-epoxy-propan-3-yl. In the case that a group contains more than one R^7 , e.g. $P(O)(OR^7)R^7$, and
- 15 $P(O)(OR^7)_2$, the more than one R^7 are selected independently from each other from the substituents described for R^7 .

According to a further embodiment the compounds of formula (I) are selected from compounds of formula (I) wherein R^2 , R^3 , R^4 , R^5 and R^6 are all hydrogen, R^7 is 1,2-epoxy-propan-3-yl and R^1 is selected from $C(O)OR^7$, $C(O)C(O)OR^7$, $S(O)_2R^7$, $S(O)_2OR^7$, $(CH_2)_sSO_2(CH_2)_tR^7$, $P(O)(OR^7)R^7$, and $P(O)(OR^7)_2$, preferably R^1 is $C(O)C(O)OR^7$.

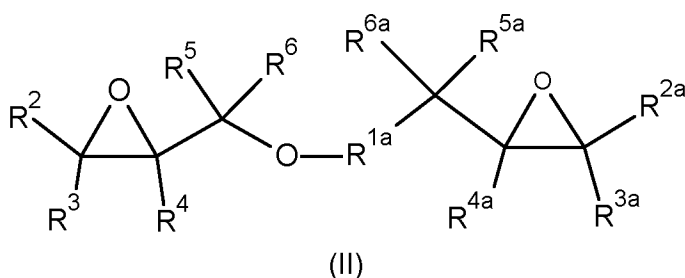
20

According to another embodiment R^2 , R^3 , R^4 , R^5 and R^6 are all hydrogen, R^1 is selected from $S(O)_2R^7$, $S(O)_2OR^7$, $(CH_2)_sSO_2(CH_2)_tR^7$, $P(O)(OR^7)R^7$, and $P(O)(OR^7)_2$, and R^7 is selected from C_1 - C_6 alkyl, C_3 - C_6 cycloalkyl, C_5 - C_7 (hetero)aryl, and C_6 - C_{13} aralkyl, wherein alkyl, aralkyl, and (hetero)aryl may be substituted by one or more substituents selected from F, CN, C_1 - C_6 alkyl, C_3 - C_6 (hetero)cycloalkyl, C_2 - C_6 alkenyl, C_5 - C_7 (hetero)aryl.

25

Compounds of formula (I) may contain one oxirane cycle, the compounds of formula (I) may also contain at least two oxirane cycles, e.g. two or three oxirane cycles. Preferred compounds of formula (I) are those wherein R^7 contains at least one oxirane cycle. Especially preferred compounds of formula (I) wherein R^7 contains at least one oxirane cycle are compounds of the following formula (II)

30



35 wherein

R^{1a} is selected from -C(=O)-, -C(=O)O-, -C(=O)C(=O)O-, -C(=O)R^{7a}C(=O)O-, -S(O)₂-, -S(O)₂O-,
-(CH₂)_sSO₂(CH₂)_tO-, -P(O)(OR^{7b})-, and -P(O)(OR^{7b})O-;

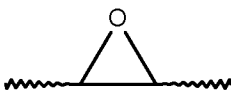
R², R^{2a}, R³, R^{3a}, R⁴, R^{4a}, R⁵, R^{5a}, R⁶ and R^{6a} are independently from each other selected from H,
F, C₁-C₆ alkyl, C₃-C₆ (hetero)cycloalkyl, C₂-C₆ alkenyl, C₃-C₆ (hetero)cycloalkenyl, C₂-C₆
5 alkynyl, C₅-C₇ (hetero)aryl, C₆-C₁₃ aralkyl, wherein alkyl, (hetero)cycloalkyl, aralkyl,
alkenyl, (hetero)cycloalkenyl, alkynyl, and (hetero)aryl may be substituted by one or more
substituents selected from F, CN, and optionally fluorinated oxiranyl;

R^{7a} is selected from C₁-C₄ alkanediyl, C₂-C₄ alkenediyl, C₂-C₄ alkynediyl and 1,2-oxiranediyl;
and

10 R^{7b} is selected from C₁-C₆ alkyl, C₃-C₆ (hetero)cycloalkyl, C₂-C₆ alkenyl, C₃-C₆
(hetero)cycloalkenyl, C₂-C₆ alkynyl, C₅-C₇ (hetero)aryl, C₆-C₁₃ aralkyl, wherein alkyl,
(hetero)cycloalkyl, aralkyl, alkenyl, (hetero)cycloalkenyl, alkynyl, and (hetero)aryl may be
substituted by one or more substituents selected from F, CN, and optionally fluorinated
oxiranyl.

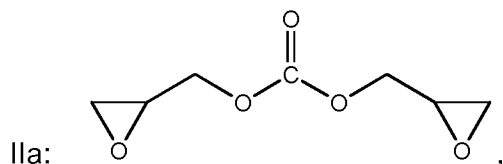
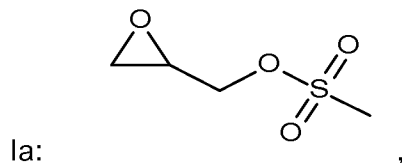
15 R^{1a} is preferably selected from -C(=O)O-, -C(=O)C(=O)O-, -C(=O)R^{7a}C(=O)O-, S(O)₂-, -S(O)₂O-,
-(CH₂)_sSO₂(CH₂)_tO-, -P(O)(OR^{7b})-, and -P(O)(OR^{7b})O-, more preferred R^{1a} is selected
from -C(=O)O-, -C(=O)C(=O)O-, and -C(=O)R^{7a}C(=O)O-, or from S(O)₂-, -S(O)₂O-,
-(CH₂)_sSO₂(CH₂)_tO-, -P(O)(OR^{7b})-, and -P(O)(OR^{7b})O-.

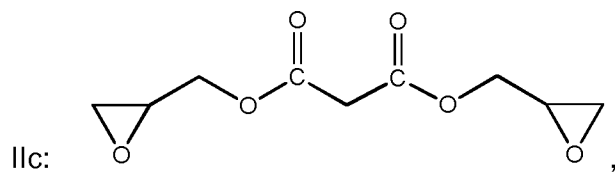
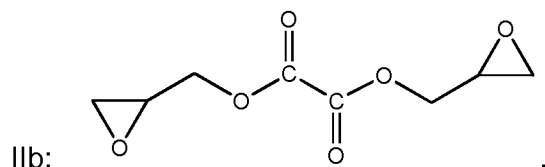
20 R^{7a} is preferably selected from -CH₂-, -CH₂CH₂-, -CH=CH-, -C≡C-, and 1,2-oxiranediyl, i.e.



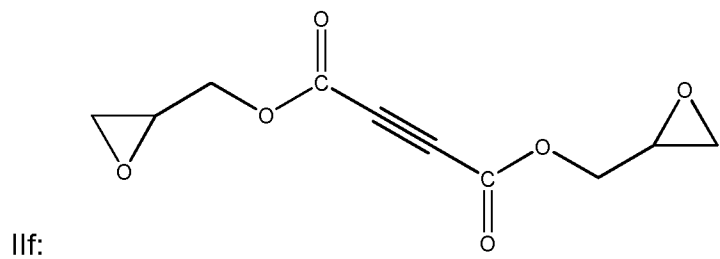
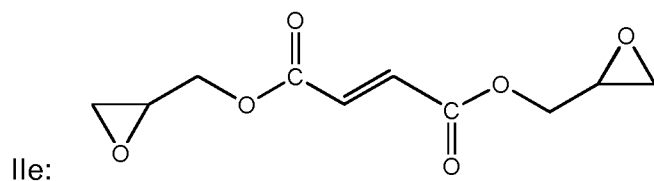
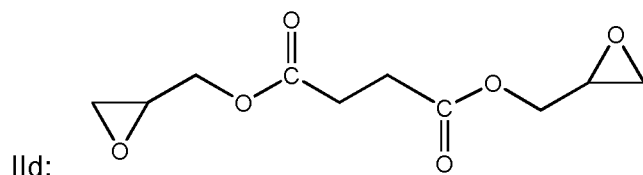
25 Compounds of formula (II) are preferred wherein R², R³, R⁴, R⁵, R⁶, R^{2a}, R^{3a}, R^{4a}, R^{5a} and R^{6a}
are selected from H and C₁-C₆ alkyl, wherein alkyl may be substituted by one or more groups
selected from F, CN and optionally fluorinated oxiranyl, more preferred R², R³, R⁴, R⁵, R⁶, R^{2a},
R^{3a}, R^{4a}, R^{5a} and R^{6a} are independently from each other selected from H and C₁-C₆ alkyl, most
preferred R², R³, R⁴, R⁵, R⁶, R^{2a}, R^{3a}, R^{4a}, R^{5a} and R^{6a} are all hydrogen.

30 Particular preferred compounds of formulae (I) and (II) are

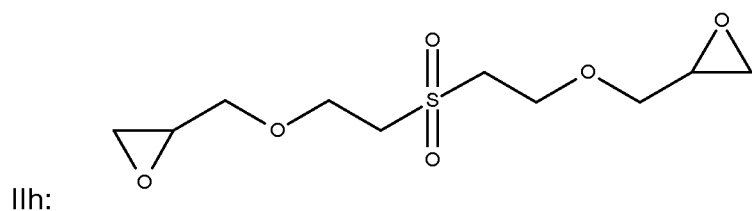
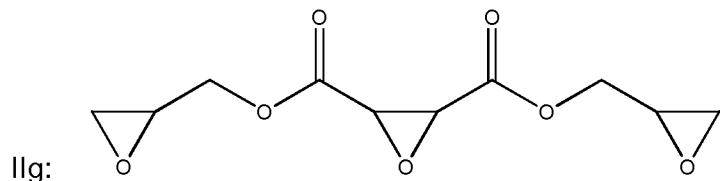




5



10



15 Compounds II e and II g exist in cis- and trans-form, both stereoisomers and mixtures of the respective stereoisomers are included by the present invention.

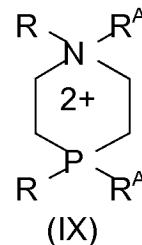
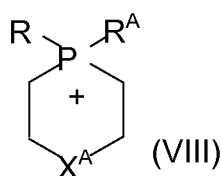
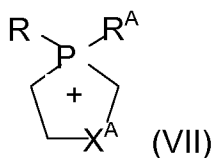
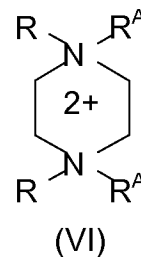
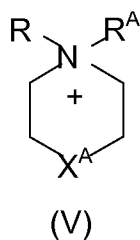
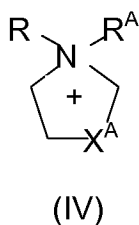
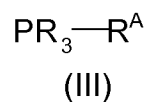
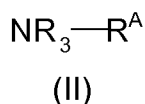
The concentration of the at least one compound of formula (I) in the inventive electrolyte composition (A) usually is 0.001 to 10 wt.-%, preferred 0.01 to 2.5 wt.-%, more preferred 0.01 to

2 wt.-% and most preferred 0.01 to 1.5 wt.-%, based on the total weight of the electrolyte composition (A).

5 The electrolyte composition (A) may contain at least one further additive (iv) which is selected from the group consisting of vinylene carbonate and its derivatives, vinyl ethylene carbonate and its derivatives, methyl ethylene carbonate and its derivatives, lithium (bisoxalato) borate, lithium difluoro (oxalato) borate, lithium tetrafluoro (oxalato) phosphate, lithium oxalate, 2-vinyl
10 pyridine, 4-vinyl pyridine, cyclic exo-methylene carbonates, sultones, cyclic and acyclic sulfonates, cyclic and acyclic sulfites, cyclic and acyclic sulfinates, organic esters of inorganic acids, acyclic and cyclic alkanes having a boiling point at 1 bar of at least 36 °C, and aromatic compounds, optionally halogenated cyclic and acyclic sulfonylimides, optionally halogenated cyclic and acyclic phosphate esters, optionally halogenated cyclic and acyclic phosphines, optionally halogenated cyclic and acyclic phosphites including, optionally halogenated cyclic and acyclic phosphazenes, optionally halogenated cyclic and acyclic silylamines, optionally
15 halogenated cyclic and acyclic halogenated esters, optionally halogenated cyclic and acyclic amides, optionally halogenated cyclic and acyclic anhydrides, ionic liquids, and optionally halogenated organic heterocycles. The additive (iv) is preferably selected to be different from the compound selected as conducting salt (ii) present in the respective electrolyte composition (A). Preferably additive (iv) is also different from the at least one organic aprotic solvent (i)
20 present in the respective electrolyte composition (A).

Preferred ionic liquids according to the present invention are selected from ionic liquids of formula $[K]^+[L]^-$ in which:

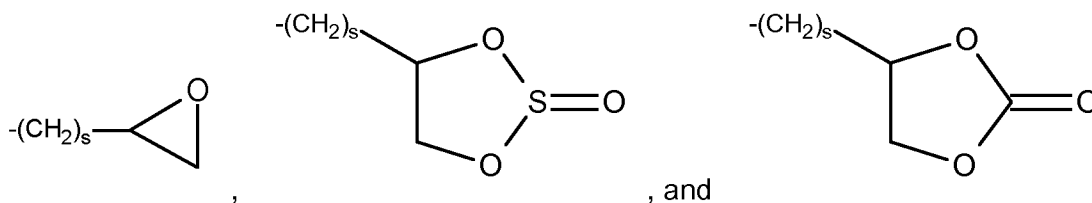
25 $[K]^+$ denotes a cation, preferably reduction-stable, selected from the cation groups of the general formulae (II) to (IX)



wherein

R denotes H, C₁- to C₆-alkyl, C₂- to C₆-alkenyl, and phenyl, preferably methyl, ethyl, and propyl;

5 R^A denotes -(CH₂)_s-O-C(O)-R, -(CH₂)_s-C(O)-OR, -(CH₂)_s-S(O)₂-OR, -(CH₂)_s-O-S(O)₂-R, -(CH₂)_s-O-S(O)₂-OR, -(CH₂)_s-O-C(O)-OR, -(CH₂)_s-HC=CH-R, -(CH₂)_s-CN,



wherein individual CH₂ groups may be replaced by O, S or NR and s = 1 to 8, preferably s = 1 to 3;

X^A denotes CH₂, O, S or NR^B;

10 R^B denotes H, C₁- to C₆-alkyl, C₂- to C₆-alkenyl, phenyl, and -(CH₂)_s-CN with s = 1 to 8, preferably s = 1 to 3; preferably R^B is methyl, ethyl, propyl or H;

and

15 [L]⁻ denotes an anion selected from the group BF₄⁻, PF₆⁻, [B(C₂O₄)₂]⁻, [F₂B(C₂O₄)]⁻, [N(S(O)₂F)₂]⁻, [F_pP(C_qF_{2q+1})_{6-p}]⁻, [N(S(O)₂C_qF_{2q+1})₂]⁻, [(C_qF_{2q+1})₂P(O)O]⁻, [C_qF_{2q+1}P(O)O₂]²⁻, [OC(O)C_qF_{2q+1}]⁻, [OS(O)₂C_qF_{2q+1}]⁻; [N(C(O)C_qF_{2q+1})₂]⁻; [N(C(O)C_qF_{2q+1})(S(O)₂C_qF_{2q+1})]⁻; [N(C(O)C_qF_{2q+1})(C(O)F)]⁻; [N(S(O)₂C_qF_{2q+1})(S(O)₂F)]⁻; [C(C(O)C_qF_{2q+1})₃]⁻, and [C(S(O)₂C_qF_{2q+1})₃N(SO₂CF₃)₂]⁻,
 wherein p is an integer in the range from 0 to 6 and q is an integer in the range from 1 to 20,
 20 preferably q is an integer in the range from 1 to 4.

Preferred ionic liquids for use as additive (iv) are ionic liquids of formula [K][L] in which [K] is selected from pyrrolidinium cations of formula (II) with X is CH₂ and s is an integer in the range of from 1 to 3 and [L] is selected from the group consisting of BF₄⁻, PF₆⁻, [B(C₂O₄)₂]⁻, [F₂B(C₂O₄)]⁻, [N(S(O)₂F)₂]⁻, [N(SO₂C₂F₅)₂]⁻, [F₃P(C₂F₅)₃]⁻, and [F₃P(C₄F₉)₃]⁻.

- 5 If one or more further additives (iv) are present in the electrolyte composition (A), the total concentration of further additives (iv) is at least 0.001 wt.-%, preferred 0.005 to 5 wt.-% and most preferred 0.01 to 2 wt.-%, based on the total weight of the electrolyte composition (A).
- 10 A further object of the present invention is the use of at least one compound of formula (I) as described above as additive for electrolytes in electrochemical cells, preferably in lithium ion secondary electrochemical cells.
- 15 The compounds of general formula (I) are well-suited as film forming additives in electrochemical cells. The film may be formed on the anode and/or on the cathode. Preferably the compounds of general formula (I) are used as film forming additives in lithium ion secondary electrochemical cells, in particular as additives forming a film on the anode of lithium ion secondary electrochemical cells.
- 20 The compounds of general formula (I) are usually added to the electrolyte composition to yield a concentration of from is 0.001 to 10 wt.-%, preferred 0.01 to 2 wt.-% and most preferred 0.01 to 1.5 wt.-%, based on the total weight of the electrolyte composition (A).

- 25 Another object of the present invention is an electrochemical cell comprising (A) the electrolyte composition as described above, (B) at least one cathode comprising at least one cathode active material, and (C) at least one anode comprising at least one anode active material.

- 30 Preferably the electrochemical cell is a secondary lithium ion electrochemical cell, i.e. secondary lithium ion electrochemical cell comprising a cathode comprising a cathode active material that can reversibly occlude and release lithium ions and an anode comprising an anode active material that can reversibly occlude and release lithium ions. The terms "secondary lithium ion electrochemical cell" and "(secondary) lithium ion battery" are used interchangeably within the present invention.

- 35 The at least one cathode active material preferably comprises a material capable of occluding and releasing lithium ions selected from lithiated transition metal phosphates and lithium ion intercalating transition metal oxides.

- 40 Examples of lithiated transition metal phosphates are LiCoPO₄ and LiFePO₄, examples of lithium ion intercalating transition metal oxides are transition metal oxides with layered structure having the general formula (X) Li_(1+z)[Ni_aCo_bMn_c]_(1-z)O_{2+e} wherein z is 0 to 0.3; a, b and c may be

same or different and are independently 0 to 0.8 wherein $a + b + c = 1$; and $-0.1 \leq e \leq 0.1$, and manganese-containing spinels of general formula (XI) $\text{Li}_{1+t}\text{M}_{2-t}\text{O}_{4-d}$ wherein d is 0 to 0.4, t is 0 to 0.4 and M is Mn and at least one further metal selected from the group consisting of Co and Ni, and $\text{Li}_{(1+g)}[\text{Ni}_h\text{Co}_i\text{Al}_j]_{(1-g)}\text{O}_{2+k}$. Typical values for g, h, i, j and k are: $g = 0, h = 0.8$ to $0.85, i = 0.15$ to $0.20, j = 0.02$ to 0.03 and $k = 0$.

In one preferred embodiment the cathode active material is selected from LiCoPO_4 . The cathode containing LiCoPO_4 as cathode active material may also be referred to as LiCoPO_4 cathode. The LiCoPO_4 may be doped with Fe, Mn, Ni, V, Mg, Al, Zr, Nb, Ti, K, Na, Ca, Si, Sn, Ge, Ga, B, As, Cr, Sr, or rare earth elements, i.e., a lanthanide, scandium and yttrium. LiCoPO_4 with olivine structure is particularly suited according the present invention due to its high operating voltage (red-ox potential of 4.8 V vs. Li/Li^+), flat voltage profile and a high theoretical capacity of about 170mAh/g. The cathode may comprise a LiCoPO_4/C composite material. The preparation of a suited cathode comprising a LiCoPO_4/C composite material is described in Markevich et al., *Electrochem. Comm.*, 2012, 15, 22-25.

In another preferred embodiment of the present invention the cathode active material is selected from transition metal oxides with layer structure having the general formula (X) $\text{Li}_{(1+z)}[\text{Ni}_a\text{Co}_b\text{Mn}_c]_{(1-z)}\text{O}_{2+e}$ wherein z is 0 to 0.3; a, b and c may be same or different and are independently 0 to 0.8 wherein $a + b + c = 1$; and $-0.1 \leq e \leq 0.1$. Preferred are transition metal oxides with layer structure having the general formula (X) $\text{Li}_{(1+z)}[\text{Ni}_a\text{Co}_b\text{Mn}_c]_{(1-z)}\text{O}_{2+e}$ wherein z is 0.05 to 0.3, $a = 0.2$ to $0.5, b = 0$ to 0.3 and $c = 0.4$ to 0.8 wherein $a + b + c = 1$; and $-0.1 \leq e \leq 0.1$. In one embodiment of the present invention, the transition metal oxides with layer structure of general formula (X) are selected from those in which $[\text{Ni}_a\text{Co}_b\text{Mn}_c]$ is selected from $\text{Ni}_{0.33}\text{Co}_0\text{Mn}_{0.66}, \text{Ni}_{0.25}\text{Co}_0\text{Mn}_{0.75}, \text{Ni}_{0.35}\text{Co}_{0.15}\text{Mn}_{0.5}, \text{Ni}_{0.21}\text{Co}_{0.08}\text{Mn}_{0.71}$ and $\text{Ni}_{0.22}\text{Co}_{0.12}\text{Mn}_{0.66}$, in particular preferred are $\text{Ni}_{0.21}\text{Co}_{0.08}\text{Mn}_{0.71}$ and $\text{Ni}_{0.22}\text{Co}_{0.12}\text{Mn}_{0.66}$. The transition metal oxides of general formula (X) are also called High Energy NCM (HE-NCM) since they have higher energy densities than usual NCMs. Both HE-NCM and NCM have operating voltage of about 3.3 to 3.8 V against Li/Li^+ , but high cut off voltages (>4.6 V) have to be used for charging HE-NCMS to actually accomplish full charging and to benefit from their higher energy density.

According to a further preferred embodiment of the present invention the cathode active material is selected from manganese-containing spinels of general formula (XI) $\text{Li}_{1+t}\text{M}_{2-t}\text{O}_{4-d}$ wherein d is 0 to 0.4, t is 0 to 0.4 and M is Mn and at least one further metal selected from the group consisting of Co and Ni. An example of a suited manganese-containing spinel of general formula (XI) is $\text{LiNi}_{0.5}\text{Mn}_{1.5}\text{O}_{4-d}$. These spinels are also called HE (high energy)-spinel.

Many elements are ubiquitous. For example, sodium, potassium and chloride are detectable in certain very small proportions in virtually all inorganic materials. In the context of the present invention, proportions of less than 0.5% by weight of cations or anions are disregarded, i.e. amounts of cations or anions below 0.5% by weight are regarded as non-significant. Any lithium ion-containing transition metal oxide comprising less than 0.5% by weight of sodium is thus considered to be sodium-free in the context of the present invention. Correspondingly, any

lithium ion-containing mixed transition metal oxide comprising less than 0.5% by weight of sulfate ions is considered to be sulfate-free in the context of the present invention.

5 The cathode may further comprise electrically conductive materials like electrically conductive carbon and usual components like binders. Compounds suited as electrically conductive materials and binders are known to the person skilled in the art. For example, the cathode may comprise carbon in a conductive polymorph, for example selected from graphite, carbon black, carbon nanotubes, graphene or mixtures of at least two of the aforementioned substances. In addition, the cathode may comprise one or more binders, for example one or more organic
10 polymers like polyethylene, polyacrylonitrile, polybutadiene, polypropylene, polystyrene, polyacrylates, polyvinyl alcohol, polyisoprene and copolymers of at least two comonomers selected from ethylene, propylene, styrene, (meth)acrylonitrile and 1,3-butadiene, especially styrene-butadiene copolymers, and halogenated (co)polymers like polyvinylidene chloride, polyvinyl chloride, polyvinyl fluoride, polyvinylidene fluoride (PVdF), polytetrafluoroethylene, copolymers of tetrafluoroethylene and hexafluoropropylene, copolymers of tetrafluoroethylene and vinylidene fluoride and polyacrylonitrile.
15

Furthermore, the cathode may comprise a current collector which may be a metal wire, a metal grid, a metal web, a metal sheet, a metal foil or a metal plate. A suited metal foil is aluminum
20 foil.

According to one embodiment of the present invention the cathode has a thickness of from 25 to 200 μm , preferably of from 30 to 100 μm , based on the whole thickness of the cathode without the thickness of the current collector.
25

The anode (C) comprised within the lithium ion secondary battery of the present invention comprises an anode active material that can reversibly occlude and release lithium ions. In particular carbonaceous material that can reversibly occlude and release lithium ions can be used as anode active material. Carbonaceous materials suited are crystalline carbon such as a
30 graphite material, more particularly, natural graphite, graphitized cokes, graphitized MCMC, and graphitized MPCF; amorphous carbon such as coke, mesocarbon microbeads (MCMC) fired below 1500°C, and mesophase pitch-based carbon fiber (MPCF); hard carbon and carbonic anode active material (thermally decomposed carbon, coke, graphite) such as a carbon composite, combusted organic polymer, and carbon fiber.
35

Further anode active materials are lithium metal, or materials containing an element capable of forming an alloy with lithium. Non-limiting examples of materials containing an element capable of forming an alloy with lithium include a metal, a semimetal, or an alloy thereof. It should be understood that the term "alloy" as used herein refers to both alloys of two or more metals as
40 well as alloys of one or more metals together with one or more semimetals. If an alloy has metallic properties as a whole, the alloy may contain a nonmetal element. In the texture of the alloy, a solid solution, a eutectic (eutectic mixture), an intermetallic compound or two or more

thereof coexist. Examples of such metal or semimetal elements include, without being limited to, titanium (Ti), tin (Sn), lead (Pb), aluminum, indium (In), zinc (Zn), antimony (Sb), bismuth (Bi), gallium (Ga), germanium (Ge), arsenic (As), silver (Ag), hafnium (Hf), zirconium (Zr) yttrium (Y), and silicon (Si). Metal and semimetal elements of Group 4 or 14 in the long-form periodic table of the elements are preferable, and especially preferable are titanium, silicon and tin, in particular silicon. Examples of tin alloys include ones having, as a second constituent element other than tin, one or more elements selected from the group consisting of silicon, magnesium (Mg), nickel, copper, iron, cobalt, manganese, zinc, indium, silver, titanium (Ti), germanium, bismuth, antimony and chromium (Cr). Examples of silicon alloys include ones having, as a second constituent element other than silicon, one or more elements selected from the group consisting of tin, magnesium, nickel, copper, iron, cobalt, manganese, zinc, indium, silver, titanium, germanium, bismuth, antimony and chromium.

A further possible anode active material is silicon which is able to intercalate lithium ions. The silicon may be used in different forms, e.g. in the form of nanowires, nanotubes, nanoparticles, films, nanoporous silicon or silicon nanotubes. The silicon may be deposited on a current collector. The current collector may be a metal wire, a metal grid, a metal web, a metal sheet, a metal foil or a metal plate. Preferred the current collector is a metal foil, e.g. a copper foil. Thin films of silicon may be deposited on metal foils by any technique known to the person skilled in the art, e.g. by sputtering techniques. One possibility of preparing Si thin film electrodes are described in R. Elazari et al.; *Electrochem. Comm.* 2012, 14, 21-24. It is also possible to use a silicon/carbon composite as anode active material according to the present invention.

Other possible anode active materials are lithium ion intercalating oxides of Ti.

Preferably the anode active material present in the inventive lithium ion secondary battery is selected from carbonaceous material that can reversibly occlude and release lithium ions, particularly preferred the carbonaceous material that can reversibly occlude and release lithium ions is selected from crystalline carbon, hard carbon and amorphous carbon, in particular preferred is graphite. In another preferred embodiment the anode active material present in the inventive lithium ion secondary battery is selected from silicon that can reversibly occlude and release lithium ions, preferably the anode comprises a thin film of silicon or a silicon/carbon composite. In a further preferred embodiment the anode active material present in the inventive lithium ion secondary battery is selected from lithium ion intercalating oxides of Ti.

The anode and cathode may be made by preparing an electrode slurry composition by dispersing the electrode active material, a binder, optionally a conductive material and a thickener, if desired, in a solvent and coating the slurry composition onto a current collector. The current collector may be a metal wire, a metal grid, a metal web, a metal sheet, a metal foil or a metal plate. Preferred the current collector is a metal foil, e.g. a copper foil or aluminum foil.

The inventive lithium ion batteries may contain further constituents customary per se, for example separators, housings, cable connections etc. The housing may be of any shape, for example cuboidal or in the shape of a cylinder, the shape of a prism or the housing used is a metal-plastic composite film processed as a pouch. Suited separators are for example glass fiber separators and polymer-based separators like polyolefin separators.

Several inventive lithium ion batteries may be combined with one another, for example in series connection or in parallel connection. Series connection is preferred. The present invention further provides for the use of inventive lithium ion batteries as described above in devices, especially in mobile devices. Examples of mobile devices are vehicles, for example automobiles, bicycles, aircraft, or water vehicles such as boats or ships. Other examples of mobile devices are those which are portable, for example computers, especially laptops, telephones or electrical power tools, for example from the construction sector, especially drills, battery-driven screwdrivers or battery-driven staplers. But the inventive lithium ion batteries can also be used for stationary energy stores.

The invention is illustrated by the examples which follow, which do not, however, restrict the invention.

1. Preparation of compounds

Preparation of diglycidyl oxylate (compound 1).

Diglycidyl oxalate 1 was prepared according to the following literature procedure:

New reaction of glycidols with oxalyl chloride and phosgene - an approach to cyclic esters.

Bredikhin, A. A.; Pashagin, A. V.; Strunskaya, E. I.; Gubaydullin, A. T.; Litvinov, I. A.;

Bredikhina, Z. A. A. E. Arbuzov, Russian Chemical Bulletin 1999, 48(11), 2086-2090.

Preparation of oxiran-2-yl methyl methansulfonate (compound 2).

To a stirred solution of glycidol (1 equiv) in dry ethyl acetate was added triethyl amine (1,5 equiv) and catalytic quantities of DMAP. After cooling down to -5 °C methanesulfonic acid anhydride (1.1 equiv) was added portion wise. The mixture was stirred at ambient temperature for few hours until complete conversion was achieved (GC-Analysis). The crude material was isolated after aqueous work up and purified by distillation.

Preparation of bicyclo[2.2.2]oct-5-ene-2-carboxylic acid-2-oxiranylmethyl ester (compound 3, comparative)

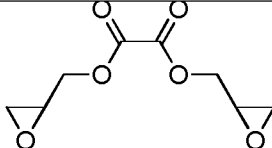
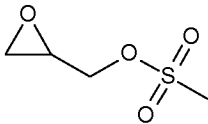
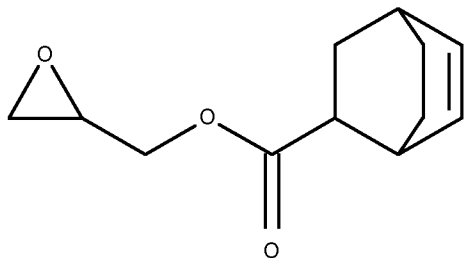
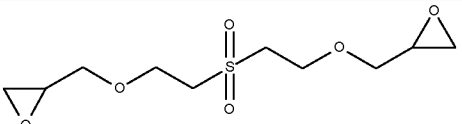
A solution of 5.37 g (65 mmol) 1,3-cyclohexadiene and 7.72 g (60.26 mmol) glycidylacrylate in 60 ml of toluene was stirred at 135°C for 24h. After this time, the reaction mixture was allowed to cool down to room temperature. After removal of the toluene the crude product mixture was worked up by distillation (50°C, 8 mbar). Compound 3 was obtained as a colorless liquid. Yield: 89%.

Preparation of 2,2'-di(glycidyoxyethyl) sulfone (compound 4)

A vessel was charged with divinylsulfone (20 g, 0.17 mol) and a 25 weight-% solution of NaOCH₃ in methanol (0.23 g, 1.06 mmol) and heated to 80°C. Glycidol (25 g, 0.34 mol) was then added and the reaction stirred for 20 min at 90°C. After cooling down to room temperature, the solution was neutralized with an excess of solid CO₂ (5 g) and the residue was purified via column chromatography on silica gel (eluent: cyclohexane/ethyl acetate 1/1.5) to give 32 g (0.12 mol) of the desired product (yield: 71%) as a yellow oil.

10 Compounds 1 to 4 are summarized in Table 1.

Table 1: Formulae of some compounds according to general formula (I)

Compound	Name	Structure
1	Diglycidyl oxalate	
2	Oxiran-2-yl methyl methansulfonate	
3		
4	2,2'-di(glycidyoxyethyl) sulfone	

2. Electrochemical cells

15

The additives were investigated towards film formation in coin cells (half cells). Graphite-coated tapes (2.2 mAh/g) and metal lithium were used as electrodes. A glass-fiber filter separator (Whatmann GF/D) was used as the separator, which was soaked with 120 µl electrolyte. Coin type half cells (type 2032 - Hohsen) were prepared with LiPF₆, which was dissolved in a 3:7 mixture of ethylene carbonate / ethyl-methyl carbonate yielding a 1 M LiPF₆ solution (base electrolyte composition). 2 wt.-% of additive was added to the electrolyte mixture. All cells were assembled in an argon-filled glove box (Unilab, MBraun) having oxygen and water levels below 10 ppm. Afterwards the test cells were transferred to a battery test station. Electrochemical cycling was done using a Maccor battery test system. The half cells were initially held at open circuit

20

potential for 6 hours and the graphite anodes were subsequently lithiated until the cell voltage reached 0.025 V. Afterwards the graphite anodes were delithiated until the cell voltage had a value of 1.5 V. This test was performed at 0.01 C rate. Measurements were carried out at room temperature (25°C).

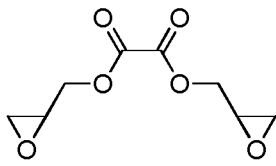
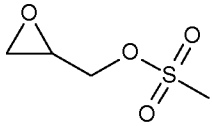
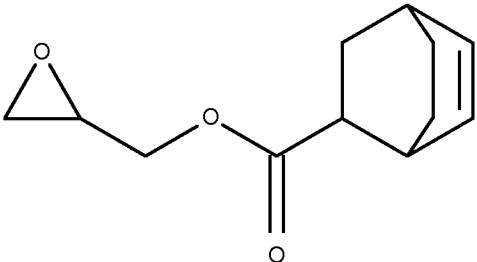
- 5 The reduction potentials obtained from differential capacity vs. voltage plots of coin cells (Li/graphite) containing the base electrolyte composition with and without 2 wt.-% electrolyte additive are summarized in Table 2.
- 10 Corresponding electrolyte additives were further investigated in full cells at ambient temperature (25 °C) and at 45 °C. The coin type cell contains a stainless steel spacer to contact the graphite anode and a stainless steel casing bottom to contact the backside of the cathode. The cathode material NCM 111 ($\text{LiNi}_{0.33}\text{Co}_{0.33}\text{Mn}_{0.33}\text{O}_2$) was used to make cathode tapes with a capacity of 2 mAh/cm². Graphite-coated tapes (capacity – 2.2 mAh/cm²) were used as anodes. A glass-fiber
- 15 filter separator (Whatmann GF/D) was used as the separator, which was soaked with 120 µl electrolyte. Coin type full cells were prepared with LiPF₆ (Kanto Denka Koyo Co. Ltd), which was dissolved in a 3:7 mixture of ethylene carbonate / ethyl-methylcarbonate yielding a 1 M LiPF₆ solution. 0.5 wt.-% of additive was added to the electrolyte mixture. All cells were assembled in an argon-filled glove box (Unilab, MBraun) having oxygen and water levels below 10
- 20 ppm. Afterwards the test cells were transferred to a battery test station. Electrochemical cycling (charging/discharging) was done using a Maccor battery test system.

For the measurements at 25 °C the full cells were initially held at open circuit potential for 6 hours and subsequently charged to 4.2 V. Afterwards the cells were discharged to a low voltage

25 cutoff of 3.0 V. The first two cycles were performed at 0.1 C rate followed by cycling at 0.5 C (10 cycles), rate test up to 10 C and continuous cycling at 1C. All measurements were carried out in climate chambers. The internal resistance was determined by DC (discharge) pulse method (10 sec at 0.1 C, 10 sec at 1 C). The cell capacities obtained after 100 cycles and internal resistance values after 100 cycles of the NCM 111/ graphite full cells are summarized in Table 2. The initial

30 capacity of the cells was about 3.3 mAh.

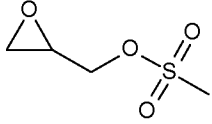
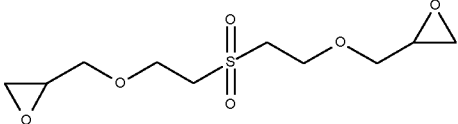
Table 2 Test results

Compound	Reduction potential (V vs Li/Li ⁺) [V]	Capacity after 100 cycles [mAh]	Internal resistance after 100 cycles [Ω cm ²]
	1.85	134.4	33.4
	0.85	134.6	34.13
none	0.78	134.7	35.8
	1.28 V	117.3	76.6

The inventive electrolyte compositions show lower internal resistances in comparison to a similar electrolyte composition containing no compound of formula (I) and have a higher reduction potential indicating the film formation on the anode. The reduction peak observed for the base electrolyte composition containing no additive is significantly reduced for the inventive electrolyte compositions.

For the measurements at 45 °C the full cells were initially held at open circuit potential for 2 hours and subsequently charged to 4.2 V. Afterwards the cells were discharged to a low voltage cutoff of 3.0 V. The cells were cycled as follows: 1 cycle at 0.1 C, 1 cycle at 0.2 C, 10 cycles at 0.5 C followed by a rate test up to 4 C and continuous cycling at 1 C. The first 25 cycles were carried for conditioning the cells at room temperature (25 °C). After the conditioning period all cells were transferred to a climate chamber operated at 45 °C and cycling (1 C, 3.0 – 4.2 V) resumed at 45 °C. The discharge capacities after 30 and 250 cycles at 45 °C for the base electrolyte composition and base electrolyte composition containing 0.5 wt.-% of compounds 2 and 4, respectively, are summarized in Table 3.

Table 3 base electrolyte composition with and without 0.5 wt.-% electrolyte additive at 45 °C

Compound	Discharge capacity after 30 cycles at 45 °C [mAh/g]	Discharge capacity after 250 cycles at 45 °C [mAh/g]	Capacity retention during cycling at 45 °C [%]
none	144.3	128.0	88.7
	144.6	130.8	90.4
	143.7	130.8	91

The capacity retention is the ratio of the discharge capacity after 250 cycles and after 30 cycles at 45 °C.

5 Electrochemical tests with On-Line Mass Spectrometer

The electrolyte additive oxiran-2-yl methylmethanesulfonate (compound 2 according to Table 1, "OMS") was further investigated by On-Line Mass Spectrometer analysis. The set up enables quantitative gas evolution analysis with a sealed battery design, applied to the study of the ethylene gas evolution during the 1st charging processes of a graphite anode. A detailed description of the system is given in N. Tsiouvaras et al., A Novel On-Line Mass Spectrometer Design for the Study of Multiple Charging Cycles of a Li-O₂ Battery, Journal of The Electrochemical Society, 160 (3) A471-A477 (2013). The size of the test cell was 9.5 ml.

The working electrode consisted of TIMCAL graphite SLP30 and 10 wt% PVdF (6.8 mg_{SLP}/cm², thickness – 96 μm, support – Celgard C480). Li metal (half-cell arrangement) was used as counter electrode. 1 M LiPF₆ in EC/EMC (3:7 by volume) was used as comparison electrolyte mixture. Different amounts of OMS (0.5 or 2 wt. %) were added to the comparison electrolyte mixture. The working cell compartments and counter cell compartments were separated by a solid electrolyte barrier (Li⁺-conducting glass ceramic, Ohara, Japan). Each test cell was held at open circuit voltage for 2 hours to allow system equilibration. Afterwards a cyclic voltammetry scan

(0.5 mV/s) to 0 V vs. Li/Li⁺ followed. During the next step the cell voltage was increased to 1.5 V vs. Li/Li⁺ at a scan rate of 0.5 mV/s. The concentrations of gases in the cell atmosphere, in particular ethylene, were analyzed by an online mass spectrometer that was directly connected to the battery test cell through a calibrated capillary leak. The results obtained for the different electrolyte mixtures are summarized in Table 4.

Table 4 Amount of evolved ethylene during the 1st charging processes observed for different electrolyte mixtures

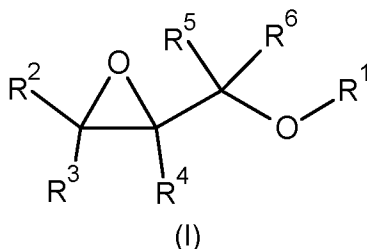
Experiment No.	electrolyte	C ₂ H ₄ evolution [ppm] during 1 st cycle charge
C-4.1	1 M LiPF ₆ in EC/EMC (3:7)	2,200
4.2	1 M LiPF ₆ in EC/EMC (3:7) + 0.5 % by weight of compound 2	1,250
4.3	1 M LiPF ₆ in EC/EMC (3:7) + 2 % by weight of compound 2	800

In this context, ppm are volume-ppm and refer to the volume of the whole cell, 9.5 ml.

Electrochemical cells operated with electrolytes containing compound 2 displayed a significantly reduced evolution of ethylene during the first cycle compared to electrochemical cells operated with compound 2-free electrolytes.

Claims

1. An electrolyte composition (A) containing
- (i) at least one aprotic organic solvent;
- 5 (ii) at least one conducting salt;
- (iii) at least one compound of formula (I)



wherein

R¹ is selected from C(O)OR⁷, C(O)C(O)OR⁷, S(O)₂R⁷, S(O)₂OR⁷,
(CH₂)_sSO₂(CH₂)_tR⁷, P(O)(OR⁷)R⁷, and P(O)(OR⁷)₂;

10 R² is selected from H, F, C₁-C₆ alkyl, C₃-C₆ (hetero)cycloalkyl, C₂-C₆ alkenyl, C₃-C₆
(hetero)cycloalkenyl, C₂-C₆ alkynyl, C₅-C₇ (hetero)aryl, C₆-C₁₃ aralkyl, wherein
alkyl, (hetero)cycloalkyl, aralkyl, alkenyl, (hetero)cycloalkenyl, alkynyl, and
(hetero)aryl may be substituted by one or more substituents selected from F,
15 CN, C₁-C₆ alkyl, C₃-C₆ (hetero)cycloalkyl, C₂-C₆ alkenyl, C₅-C₇ (hetero)aryl,
OR⁸, C(O)R⁸, C(O)OR⁸, OC(O)R⁸, OC(O)OR⁸, OC(O)C(O)OR⁸, S(O)₂OR⁸ and
OS(O)₂R⁸;

20 R³ and R⁴ are independently from each other selected from H, F, C₁-C₆ alkyl, C₃-C₆
(hetero)cycloalkyl, C₂-C₆ alkenyl, C₃-C₆ (hetero)cycloalkenyl, C₂-C₆ alkynyl, C₅-
C₇ (hetero)aryl, C₆-C₁₃ aralkyl, wherein alkyl, (hetero)cycloalkyl, alkenyl,
(hetero)cycloalkenyl, alkynyl, (hetero)aryl, and aralkyl, may be substituted by
one or more substituents selected from F, CN, and optionally fluorinated
oxiranyl;

25 R⁵ and R⁶ are independently from each other selected from H, C₁-C₆ alkyl, C₃-C₆
(hetero)cycloalkyl, C₂-C₆ alkenyl, C₃-C₆ (hetero)cycloalkenyl, C₂-C₆ alkynyl, C₅-
C₇ (hetero)aryl, C₆-C₁₃ aralkyl, wherein alkyl, (hetero)cycloalkyl, aralkyl,
alkenyl, (hetero)cycloalkenyl, alkynyl, and (hetero)aryl may be substituted by
one or more substituents selected from F, CN, and optionally fluorinated
oxiranyl;

30 R⁷ is selected from C₁-C₆ alkyl, C₃-C₆ (hetero)cycloalkyl, C₂-C₆ alkenyl, C₃-C₆
(hetero)cycloalkenyl, C₂-C₆ alkynyl, C₅-C₇ (hetero)aryl, and C₆-C₁₃ aralkyl,
wherein alkyl, (hetero)cycloalkyl, aralkyl, alkenyl, (hetero)cycloalkenyl, alkynyl,
and (hetero)aryl may be substituted by one or more substituents selected from
F, CN, C₁-C₆ alkyl, C₂-C₆ alkenyl, C₅-C₇ (hetero)aryl, OR⁹, OC(O)R⁹, C(O)R⁹,
C(O)OR⁹, OC(O)OR⁹, OC(O)C(O)OR⁹, S(O)₂OR⁹, OS(O)₂R⁹, and C₃-C₆
35 (hetero)cycloalkyl which may be substituted by one or more substituents
selected from F, C₁-C₆ alkyl, C₃-C₆ (hetero)cycloalkyl, C₂-C₆ alkenyl, C₃-C₆

(hetero)cycloalkenyl, C₂-C₆ alkynyl, C₅-C₇ (hetero)aryl, C₆-C₁₃ aralkyl, wherein alkyl, (hetero)cycloalkyl, aralkyl, alkenyl, (hetero)cycloalkenyl, alkynyl, and (hetero)aryl may be substituted by one or more substituents selected from F, CN, and optionally fluorinated oxiranyl;

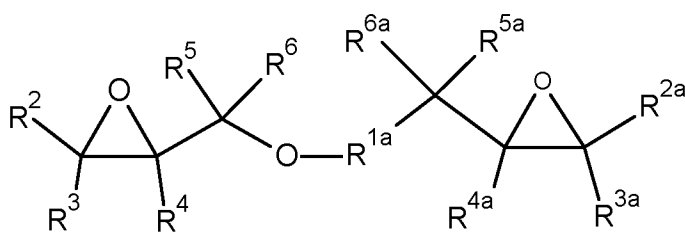
5 R⁸ and R⁹ are independently from each other selected from H, C₁-C₆ alkyl, C₃-C₆ (hetero)cycloalkyl, C₂-C₆ alkenyl, C₃-C₆ (hetero)cycloalkenyl, C₂-C₆ alkynyl, C₅-C₇ (hetero)aryl, C₆-C₁₃ aralkyl, wherein alkyl, (hetero)cycloalkyl, aralkyl, alkenyl, (hetero)cycloalkenyl, alkynyl, and (hetero)aryl may be substituted by one or more substituents selected from F, CN, and optionally fluorinated oxiranyl;

10

s and t are independently from each other 1, 2 or 3; and

(iv) optionally at least one further additive.

- 15 2. The electrolyte composition (A) according to claim 1 wherein R¹ is C(O)OR⁷.
3. The electrolyte composition (A) according to claim 1 wherein R¹ is C(O)C(O)OR⁷.
4. The electrolyte composition (A) according to claim 1 wherein R¹ is selected from S(O)₂R⁷, S(O)₂OR⁷, (CH₂)_mSO₂(CH₂)_nR⁷, P(O)(OR⁷)R⁷, and P(O)(OR⁷)₂.
- 20 5. The electrolyte composition (A) according to any of claims 1 to 4 wherein the compound of formula (I) contains at least two oxirane cycles.
- 25 6. The electrolyte composition (A) according to any of claims 1 to 5 wherein R⁷ contains at least one oxirane cycle.
7. The electrolyte composition (A) according to any of claims 1 to 7 of formula (II)



(II)

30

wherein

R^{1a} is selected from -C(=O)-, -C(=O)O-, -C(=O)C(=O)O-, -C(=O)R^{7a}C(=O)O-, -S(O)₂-, -S(O)₂O-, -(CH₂)_sSO₂(CH₂)_tO-, -P(O)(OR^{7b})-, and -P(O)(OR^{7b})O-;

R², R^{2a}, R³, R^{3a}, R⁴, R^{4a}, R⁵, R^{5a}, R⁶ and R^{6a} are independently from each other selected from H, F, C₁-C₆ alkyl, C₃-C₆ (hetero)cycloalkyl, C₂-C₆ alkenyl, C₃-C₆ (hetero)cycloalkenyl, C₂-C₆ alkynyl, C₅-C₇ (hetero)aryl, C₆-C₁₃ aralkyl, wherein alkyl, (hetero)cycloalkyl, aralkyl, alkenyl, (hetero)cycloalkenyl, alkynyl, and (hetero)aryl

35

may be substituted by one or more substituents selected from F, CN, and optionally fluorinated oxiranyl;

R^{7a} is selected from C₁-C₄ alkanediyl, C₂-C₄ alkenediyl, C₂-C₄ alkynediyl and 1,2-oxiranediy;

5 R^{7b} is selected from C₁-C₆ alkyl, C₃-C₆ (hetero)cycloalkyl, C₂-C₆ alkenyl, C₃-C₆ (hetero)cycloalkenyl, C₂-C₆ alkynyl, C₅-C₇ (hetero)aryl, C₆-C₁₃ aralkyl, wherein alkyl, (hetero)cycloalkyl, aralkyl, alkenyl, (hetero)cycloalkenyl, alkynyl, and (hetero)aryl may be substituted by one or more substituents selected from F, CN, and optionally fluorinated oxiranyl.

10

8. The electrolyte composition (A) according to any of claims 1 to 7, wherein the aprotic organic solvent (i) is selected from

- (a) cyclic and noncyclic organic carbonates, which may be partly halogenated,
 (b) di-C₁-C₁₀-alkylethers, which may be partly halogenated,
 15 (c) di-C₁-C₄-alkyl-C₂-C₆-alkylene ethers and polyethers, which may be partly halogenated,
 (d) cyclic ethers, which may be partly halogenated,
 (e) cyclic and acyclic acetals and ketals, which may be partly halogenated,
 (f) orthocarboxylic acids esters, which may be partly halogenated,
 20 (g) cyclic and noncyclic esters of carboxylic acids, which may be partly halogenated,
 (h) cyclic and noncyclic sulfones, which may be partly halogenated,
 (i) cyclic and noncyclic nitriles and dinitriles, which may be partly halogenated, and
 (j) ionic liquids, which may be partly halogenated.

25 9. The electrolyte composition (A) according to any of claims 1 to 8, wherein the conducting salt (ii) is selected from the group consisting of Li[F_{6-x}P(C_yF_{2y+1})_x], wherein x is an integer in the range from 0 to 6 and y is an integer in the range from 1 to 20;

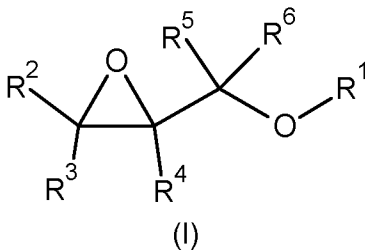
30 Li[B(R⁹)₄], Li[B(R⁹)₂(OR¹⁰O)] and Li[B(OR¹⁰O)₂] wherein each R⁹ is independently from each other selected from F, Cl, Br, I, C₁-C₄ alkyl, C₂-C₄ alkenyl, and C₂-C₄ alkynyl, wherein alkyl, alkenyl, and alkynyl may be substituted by one or more OR¹¹, wherein R¹¹ is selected from C₁-C₆ alkyl, C₂-C₆ alkenyl, and C₂-C₆ alkynyl, and (OR¹⁰O) is a bivalent group derived from a 1,2- or 1,3-diol, a 1,2- or 1,3-dicarboxylic acid or a 1,2- or 1,3-hydroxycarboxylic acid, wherein the bivalent group forms a 5- or 6-

35 LiClO₄; LiAsF₆; LiCF₃SO₃; Li₂SiF₆; LiSbF₆; LiAlCl₄; Li[N(SO₂F)₂]; lithium tetrafluoro (oxalato) phosphate; lithium oxalate; and

salts of the general formula Li[X(C_nF_{2n+1}SO₂)_m], where m and n are defined as follows:

- m = 1 when X is selected from oxygen and sulfur,
 40 m = 2 when X is selected from nitrogen and phosphorus,
 m = 3 when X is selected from carbon and silicon, and
 n is an integer in the range from 1 to 20.

10. The electrolyte composition (A) according to any of claims 1 to 9, wherein the electrolyte composition (A) contains at least one further additive (iv) which is selected from the group consisting of vinylene carbonate and its derivatives, vinyl ethylene carbonate and its derivatives, methyl ethylene carbonate and its derivatives, lithium (bisoxalato) borate, lithium difluoro (oxalato) borate, lithium tetrafluoro (oxalato) phosphate, lithium oxalate, 2-vinyl pyridine, 4-vinyl pyridine, cyclic exo-methylene carbonates, sultones, organic esters of inorganic acids, acyclic and cyclic alkanes having a boiling point at 1 bar of at least 36 °C, and aromatic compounds, optionally halogenated cyclic and acyclic sulfonylimides, optionally halogenated cyclic and acyclic phosphate esters, optionally halogenated cyclic and acyclic phosphines, optionally halogenated cyclic and acyclic phosphites, optionally halogenated cyclic and acyclic phosphazenes, optionally halogenated cyclic and acyclic silylamines, optionally halogenated cyclic and acyclic halogenated esters, optionally halogenated cyclic and acyclic amides, optionally halogenated cyclic and acyclic anhydrides, ionic liquids and optionally halogenated organic heterocycles.
11. The electrolyte composition (A) according to any of claims 1 to 10, wherein the concentration of the at least one compound of formula (I) is 0.001 to 10 wt.-% based on the total weight of the electrolyte composition (A).
12. The use of at least one compound of formula (I)



wherein

- R¹ is selected from C(O)OR⁷, C(O)C(O)OR⁷, S(O)₂R⁷, S(O)₂OR⁷, (CH₂)_sSO₂(CH₂)_tR⁷, P(O)(OR⁷)R⁷, and P(O)(OR⁷)₂;
- R² is selected from H, F, C₁-C₆ alkyl, C₃-C₆ (hetero)cycloalkyl, C₂-C₆ alkenyl, C₃-C₆ (hetero)cycloalkenyl, C₂-C₆ alkynyl, C₅-C₇ (hetero)aryl, C₆-C₁₃ aralkyl, wherein alkyl, (hetero)cycloalkyl, aralkyl, alkenyl, (hetero)cycloalkenyl, alkynyl, and (hetero)aryl may be substituted by one or more substituents selected from F, CN, C₁-C₆ alkyl, C₃-C₆ (hetero)cycloalkyl, C₂-C₆ alkenyl, C₅-C₇ (hetero)aryl, OR⁸, C(O)R⁸, C(O)OR⁸, OC(O)R⁸, OC(O)OR⁸, OC(O)C(O)OR⁸, S(O)₂OR⁸ and OS(O)₂R⁸;
- R³ and R⁴ are independently from each other selected from H, F, C₁-C₆ alkyl, C₃-C₆ (hetero)cycloalkyl, C₂-C₆ alkenyl, C₃-C₆ (hetero)cycloalkenyl, C₂-C₆ alkynyl, C₅-C₇ (hetero)aryl, C₆-C₁₃ aralkyl, wherein alkyl, (hetero)cycloalkyl, alkenyl, (hetero)cycloalkenyl, alkynyl, (hetero)aryl, and aralkyl, may be substituted by one or more substituents selected from F, CN, and optionally fluorinated oxiranyl;

R⁵ and R⁶ are independently from each other selected from H, F, C₁-C₆ alkyl, C₃-C₆ (hetero)cycloalkyl, C₂-C₆ alkenyl, C₃-C₆ (hetero)cycloalkenyl, C₂-C₆ alkynyl, C₅-C₇ (hetero)aryl, C₆-C₁₃ aralkyl, wherein alkyl, (hetero)cycloalkyl, aralkyl, alkenyl, (hetero)cycloalkenyl, alkynyl, and (hetero)aryl may be substituted by one or more substituents selected from F, CN, and optionally fluorinated oxiranyl;

R⁷ is selected from C₁-C₆ alkyl, C₃-C₆ (hetero)cycloalkyl, C₂-C₆ alkenyl, C₃-C₆ (hetero)cycloalkenyl, C₂-C₆ alkynyl, C₅-C₇ (hetero)aryl, and C₆-C₁₃ aralkyl, wherein alkyl, (hetero)cycloalkyl, aralkyl, alkenyl, (hetero)cycloalkenyl, alkynyl, and (hetero)aryl may be substituted by one or more substituents selected from F, CN, C₁-C₆ alkyl, , C₂-C₆ alkenyl, C₅-C₇ (hetero)aryl, OR⁹, OC(O)R⁹, C(O)R⁹, C(O)OR⁹, OC(O)OR⁹, OC(O)C(O)OR⁹, S(O)₂OR⁹, OS(O)₂R⁹, and C₃-C₆ (hetero)cycloalkyl which may be substituted by one or more substituents selected from C₁-C₆ alkyl, C₃-C₆ (hetero)cycloalkyl, C₂-C₆ alkenyl, C₃-C₆ (hetero)cycloalkenyl, C₂-C₆ alkynyl, C₅-C₇ (hetero)aryl, C₆-C₁₃ aralkyl, wherein alkyl, (hetero)cycloalkyl, aralkyl, alkenyl, (hetero)cycloalkenyl, alkynyl, and (hetero)aryl may be substituted by one or more substituents selected from F, CN, and optionally fluorinated oxiranyl;

R⁸ and R⁹ are independently from each other selected from H, C₁-C₆ alkyl, C₃-C₆ (hetero)cycloalkyl, C₂-C₆ alkenyl, C₃-C₆ (hetero)cycloalkenyl, C₂-C₆ alkynyl, C₅-C₇ (hetero)aryl, C₆-C₁₃ aralkyl, wherein alkyl, (hetero)cycloalkyl, aralkyl, alkenyl, (hetero)cycloalkenyl, alkynyl, and (hetero)aryl may be substituted by one or more substituents selected from F, CN, and optionally fluorinated oxiranyl; and

s and t are independently from each other 1, 2 or 3;
as additive for electrolytes in electrochemical cells.

- 25 13. An electrochemical cell comprising
(A) the electrolyte composition according to any of claims 1 to 11,
(B) at least one cathode comprising at least one cathode active material, and
(C) at least one anode comprising at least one anode active material.
- 30 14. The electrochemical cell according to claim 13 wherein the electrochemical cell is a secondary lithium ion battery.

INTERNATIONAL SEARCH REPORT

International application No
PCT/EP2014/064970

A. CLASSIFICATION OF SUBJECT MATTER
 INV. H01M10/052 H01M10/0567
 ADD. H01M10/0525 H01M10/0568 H01M10/0569

According to International Patent Classification (IPC) or to both national classification and IPC

B. FIELDS SEARCHED

Minimum documentation searched (classification system followed by classification symbols)
 H01M

Documentation searched other than minimum documentation to the extent that such documents are included in the fields searched

Electronic data base consulted during the international search (name of data base and, where practicable, search terms used)
 EPO-Internal, WPI Data, INSPEC, COMPENDEX

C. DOCUMENTS CONSIDERED TO BE RELEVANT

Category*	Citation of document, with indication, where appropriate, of the relevant passages	Relevant to claim No.
A	KR 2008 0101163 A (LG CHEM LTD.) 21 November 2008 (2008-11-21) abstract; compounds 6, 7	1-14
A	US 2009/035656 A1 (SAMSUNG SDI CO., LTD.) 5 February 2009 (2009-02-05) cited in the application paragraph [0008] - paragraph [0011] paragraph [0045] - paragraph [0046]; compound 4 example 1 claims 1, 10, 11, 13, 14, 19	1-14
A	JP 2013 137873 A (TOYOTA IND. CORP.) 11 July 2013 (2013-07-11) abstract	1-14
	----- -/--	

Further documents are listed in the continuation of Box C.

See patent family annex.

* Special categories of cited documents :

- "A" document defining the general state of the art which is not considered to be of particular relevance
- "E" earlier application or patent but published on or after the international filing date
- "L" document which may throw doubts on priority claim(s) or which is cited to establish the publication date of another citation or other special reason (as specified)
- "O" document referring to an oral disclosure, use, exhibition or other means
- "P" document published prior to the international filing date but later than the priority date claimed

"T" later document published after the international filing date or priority date and not in conflict with the application but cited to understand the principle or theory underlying the invention

"X" document of particular relevance; the claimed invention cannot be considered novel or cannot be considered to involve an inventive step when the document is taken alone

"Y" document of particular relevance; the claimed invention cannot be considered to involve an inventive step when the document is combined with one or more other such documents, such combination being obvious to a person skilled in the art

"&" document member of the same patent family

Date of the actual completion of the international search 30 September 2014	Date of mailing of the international search report 08/10/2014
------------------------------------------------------------------------------------	----------------------------------------------------------------------

Name and mailing address of the ISA/ European Patent Office, P.B. 5818 Patentlaan 2 NL - 2280 HV Rijswijk Tel. (+31-70) 340-2040, Fax: (+31-70) 340-3016	Authorized officer Masson, Jean-Pierre
----------------------------------------------------------------------------------------------------------------------------------------------------------------------	-----------------------------------------------

INTERNATIONAL SEARCH REPORT

International application No
PCT/EP2014/064970

C(Continuation). DOCUMENTS CONSIDERED TO BE RELEVANT		
Category*	Citation of document, with indication, where appropriate, of the relevant passages	Relevant to claim No.
A	JP 2012 216390 A (DAIKIN IND. LTD.) 8 November 2012 (2012-11-08) abstract -----	1-14
A	US 2009/191457 A1 (TDK CORP.) 30 July 2009 (2009-07-30) paragraph [0009] - paragraph [0011] paragraph [0014] - paragraph [0016] claims 1-3, 5-8, 10 -----	1-14
A	KR 2008 0110162 A (LG CHEM LTD.) 18 December 2008 (2008-12-18) abstract -----	1-14

INTERNATIONAL SEARCH REPORT

Information on patent family members

International application No PCT/EP2014/064970

Patent document cited in search report		Publication date	Patent family member(s)	Publication date
KR 20080101163	A	21-11-2008	NONE	

US 2009035656	A1	05-02-2009	CN 101359749 A	04-02-2009
			JP 5371314 B2	18-12-2013
			JP 2009038028 A	19-02-2009
			KR 20090012934 A	04-02-2009
			US 2009035656 A1	05-02-2009

JP 2013137873	A	11-07-2013	NONE	

JP 2012216390	A	08-11-2012	NONE	

US 2009191457	A1	30-07-2009	CN 101499542 A	05-08-2009
			JP 5298815 B2	25-09-2013
			JP 2009206081 A	10-09-2009
			US 2009191457 A1	30-07-2009

KR 20080110162	A	18-12-2008	NONE	
