



US00D967538S

(12) **United States Design Patent**
Jeand'Heur

(10) **Patent No.:** **US D967,538 S**
(45) **Date of Patent:** **** Oct. 18, 2022**

- (54) **BLUSH COMPACT**
 - (71) Applicant: **L'Oreal**, Paris (FR)
 - (72) Inventor: **Pierre Jeand'Heur**, Brooklyn, NY (US)
 - (73) Assignee: **L'Oreal**, Paris (FR)
 - (**) Term: **15 Years**
 - (21) Appl. No.: **29/748,870**
 - (22) Filed: **Sep. 1, 2020**
 - (51) **LOC (13) Cl.** **28-03**
 - (52) **U.S. Cl.**
USPC **D28/82**
 - (58) **Field of Classification Search**
USPC D28/73, 76, 78, 82, 84, 91, 64.1;
D9/428, 529, 503, 504; D3/284, 901
A45D 33/00; A45D 33/003; A45D
33/006; A45D 33/008; A45D 33/18;
A45D 33/20; A45D 33/22; A45D 33/24;
A45D 33/26; A45D 33/28; A45D 40/00;
A45D 40/22; A45D 40/24; A45D 42/02;
A45D 2040/0012; A45D 33/34; A45D
33/36; A45D 40/221; A45D 40/222;
A45C 11/00; A45C 11/008; A45C 11/26;
A45C 2011/007
- See application file for complete search history.

2014/0069840 A1* 3/2014 Park A45D 33/003
206/525
2016/0309879 A1* 10/2016 Zhang A45D 33/003
2019/0365074 A1* 12/2019 Kikuchi A45D 33/08

FOREIGN PATENT DOCUMENTS

JP D2018-12048 * 5/2019

OTHER PUBLICATIONS

Lancome Compact Mirror . . . [online]; [internet publication date unknown]; [retrieved from the internet on Aug. 5, 2022]; URL: [https://www.etsy.com/listing/1227728986/lancome-compact-mirror\(7](https://www.etsy.com/listing/1227728986/lancome-compact-mirror(7) pages). (Year: 2022).*

Wanderlust Powder Foundation . . . [online]; [review published to the internet on Aug. 18, 2016]; [retrieved from the internet on Aug. 5, 2022]; URL: <https://www.wanderbeauty.com/products/wanderlust-powder-foundation#22451129581722> (10 pages). (Year: 2016).*

Review of the new Lancôme . . . [online]; [review published to the internet on Nov. 5, 2016]; [retrieved from the internet on Aug. 5, 2022]; URL: <https://www.ayelined.com/blog/2016/11/lancome-cushion-blush-subtil-blushers/> (9 pages). (Year: 2016).*

Priming Serum Lancôme . . . [online]; [internet publication date unknown]; [retrieved from the internet on Aug. 12, 2022]; URL: <https://www.lancome-usa.com/new-and-trending/priming-serum%E2%80%8B00648-LAC.html> (12 pages). (Year: 2022).*

* cited by examiner

Primary Examiner — Jasmine Mlinarcik
Assistant Examiner — Victoria A. Rielly
(74) *Attorney, Agent, or Firm* — Edell, Shapiro & Finnann, LLC

(56) **References Cited**

U.S. PATENT DOCUMENTS

- 1,748,727 A * 2/1930 Poranski A45D 33/006
132/305
- D318,346 S * 7/1991 Bakic D28/82
- D422,381 S * 4/2000 Gobe D28/82
- D507,078 S * 7/2005 Greenfield D28/82
- 10,159,324 B2* 12/2018 Dinata A45D 33/24
- D853,037 S * 7/2019 Kim D28/84
- D869,273 S * 12/2019 Kim D9/449
- D898,294 S * 10/2020 Kikuchi D28/82
- D898,295 S * 10/2020 Kikuchi D28/82
- 11,266,222 B2* 3/2022 Kim A45D 33/24

(57) **CLAIM**

The ornamental design for a blush compact, as shown and described.

DESCRIPTION

The file of this patent contains at least one drawing executed in color. Copies of this patent with color drawings will be provided by the Office upon request and payment of the necessary fee.

(Continued)




FIG. 1 is a front left perspective view from above of a blush compact with its outer casing closed.

FIG. 2 is a rear left perspective view from below of the blush compact of FIG. 1.

FIG. 3 is a front elevation view of the blush compact of FIG. 1.

FIG. 4 is a rear elevation view of the blush compact of FIG. 1.

FIG. 5 is a left side elevation view of the blush compact of FIG. 1.

FIG. 6 is a right side elevation view of the blush compact of FIG. 1.

FIG. 7 is a top plan view of the blush compact of FIG. 1.

FIG. 8 is a bottom plan view of the blush compact of FIG. 1.

FIG. 9 is a front left perspective view from above of the blush compact of FIG. 1 with the outer casing open and blush compartment closed.

FIG. 10 is a rear right perspective view from below of the blush compact of FIG. 1 with the outer casing open and blush compartment closed.

FIG. 11 is a front perspective view from above of the blush compact of FIG. 1 with the outer casing open and blush compartment closed.

FIG. 12 is a front elevation view of the blush compact of FIG. 1 with the outer casing open and blush compartment closed.

FIG. 13 is a rear elevation view of the blush compact of FIG. 1 with the outer casing open and blush compartment closed.

FIG. 14 is a left side elevation view of the blush compact of FIG. 1 with the outer casing open and blush compartment closed.

FIG. 15 is a right side elevation view of the blush compact of FIG. 1 with the outer casing open and blush compartment closed.

FIG. 16 is a top plan view of the blush compact of FIG. 1 with the outer casing open and blush compartment closed.

FIG. 17 is a bottom plan view of the blush compact of FIG. 1 with the outer casing open and blush compartment closed.

FIG. 18 is a right perspective view from above of the blush compact of FIG. 1 with the outer casing open and blush compartment open.

FIG. 19 is a rear right perspective view from below of the blush compact of FIG. 1 with the outer casing open and blush compartment open.

FIG. 20 is a rear perspective view from below of the blush compact of FIG. 1 with the outer casing open and blush compartment open.

FIG. 21 is another right perspective view from above of the blush compact of FIG. 1 with the outer casing open and blush compartment open.

FIG. 22 is a front elevation view of the blush compact of FIG. 1 with the outer casing open and blush compartment open.

FIG. 23 is a rear elevation view of the blush compact of FIG. 1 with the outer casing open and blush compartment open.

FIG. 24 is a left side elevation view of the blush compact of FIG. 1 with the outer casing open and blush compartment open.

FIG. 25 is a right side elevation view of the blush compact of FIG. 1 with the outer casing open and blush compartment open.

FIG. 26 is a top plan view of the blush compact of FIG. 1 with the outer casing open and blush compartment open; and,

FIG. 27 is a bottom plan view of the blush compact of FIG. 1 with the outer casing open and blush compartment open.

**1 Claim, 13 Drawing Sheets
(13 of 13 Drawing Sheet(s) Filed in Color)**




FIG.1




FIG.2



FIG.3



FIG.4



FIG.5




FIG.6




FIG.7




FIG.8




FIG.9




FIG.10



FIG.11




FIG.12




FIG.13




FIG.14




FIG.15



FIG.16




FIG.17



FIG.18




FIG.19




FIG.20



FIG.21




FIG.22




FIG.23

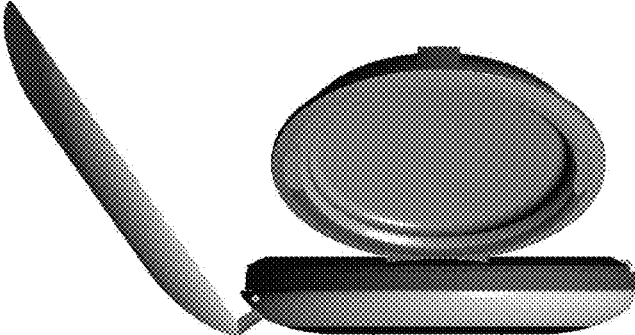


FIG.24




FIG.25



FIG.26



FIG.27