



US00D803278S

(12) **United States Design Patent**
Kim et al.

(10) **Patent No.:** **US D803,278 S**

(45) **Date of Patent:** **** Nov. 21, 2017**

(54) **REFRIGERATOR**

(71) Applicant: **SAMSUNG ELECTRONICS CO., LTD.**, Suwon-si, Gyeonggi-do (KR)

(72) Inventors: **Dajeong Kim**, Seoul (KR); **Kisoo Kim**, Gunpo-si (KR); **Junkyo Lee**, Seongnam-si (KR)

(73) Assignee: **SAMSUNG ELECTRONICS CO., LTD.**, Gyeonggi-Do (KR)

(**) Term: **15 Years**

(21) Appl. No.: **29/567,368**

(22) Filed: **Jun. 8, 2016**

(30) **Foreign Application Priority Data**

Dec. 24, 2015 (KR) 30-2015-0066232

(51) **LOC (10) CL.** **15-07**

(52) **U.S. CL.**
USPC **D15/89**

(58) **Field of Classification Search**

USPC D15/79-91; D6/553, 559, 560, 561, 329, D6/396, 432, 448; D14/138 G, 138 AD, D14/138 R, 496, 439, 203.1, 203.3, 203.5, D14/217, 218
CPC F25D 27/00; F25D 2323/021; F25D 23/00; F25D 23/02; F25D 2400/361; F25D 2500/06; F25D 25/025; F25D 29/00; F25D 29/005; F25D 11/00; F25D 11/02; F25D 17/062; F25D 17/067; F25D 17/08; F25D 21/04; F25D 2201/10; F25D 2325/021; F25D 23/028; F25D 23/04; F25D 23/062; F25D 23/067; F25D 23/12; F25D 2400/02; F25D 2400/40; F25D 25/02; F25D 25/024; F25D 2600/00; F25D 2700/00; F25D 2700/02; F25D 2700/06; F25D 2700/08; F25D 2700/16; F25D 23/021; F25D 11/022; F25D 17/065; F25D 11/025; F25D 17/042;

F25D 23/10; F25D 25/04; F25D 15/00; F25D 17/045; F25D 2400/36; F25D 17/02; F25D 2317/043; F25D 23/003; F25D 23/065; F25D 2700/123; F25D 2317/061; F25D 23/069; F25D 23/087; F25D 11/006; F25D 11/027

See application file for complete search history.

(56) **References Cited**

U.S. PATENT DOCUMENTS

4,076,350 A * 2/1978 Crist E04H 1/1238 312/242
D497,069 S * 10/2004 Aisley D6/559
D544,277 S * 6/2007 Hoyvik D6/559
D760,823 S * 7/2016 Lee D15/91

(Continued)

Primary Examiner — Ian Simmons

Assistant Examiner — Khawaja Anwar

(74) *Attorney, Agent, or Firm* — Cantor Colburn LLP

(57) **CLAIM**

The ornamental design for a refrigerator, as shown and described.

DESCRIPTION

FIG. 1 is a perspective view of a refrigerator, showing our new design;

FIG. 2 is a front view thereof;

FIG. 3 is a rear view thereof;

FIG. 4 is a side view thereof;

FIG. 5 is another side view thereof;

FIG. 6 is a top view thereof;

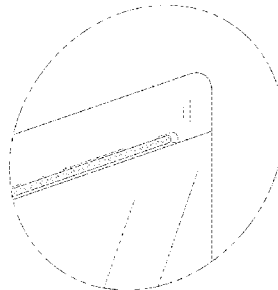
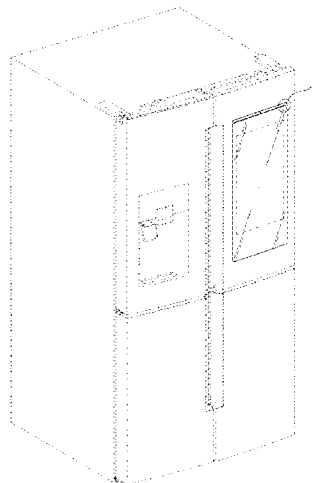
FIG. 7 is a bottom view thereof; and,

FIG. 8 is an enlarged view of the encircled portion 8 of FIG. 1.

The broken lines illustrating portions of the refrigerator form no part of the claimed design.

The dot-dot-dash broken lines encircling enlargement portions of the design form no part of the claimed design.

1 Claim, 8 Drawing Sheets



(56)

References Cited

U.S. PATENT DOCUMENTS

D760,824 S * 7/2016 Lee D15/91
D768,738 S * 10/2016 Lee D15/91
D775,599 S * 1/2017 Kim D14/138 G

* cited by examiner

FIG. 1

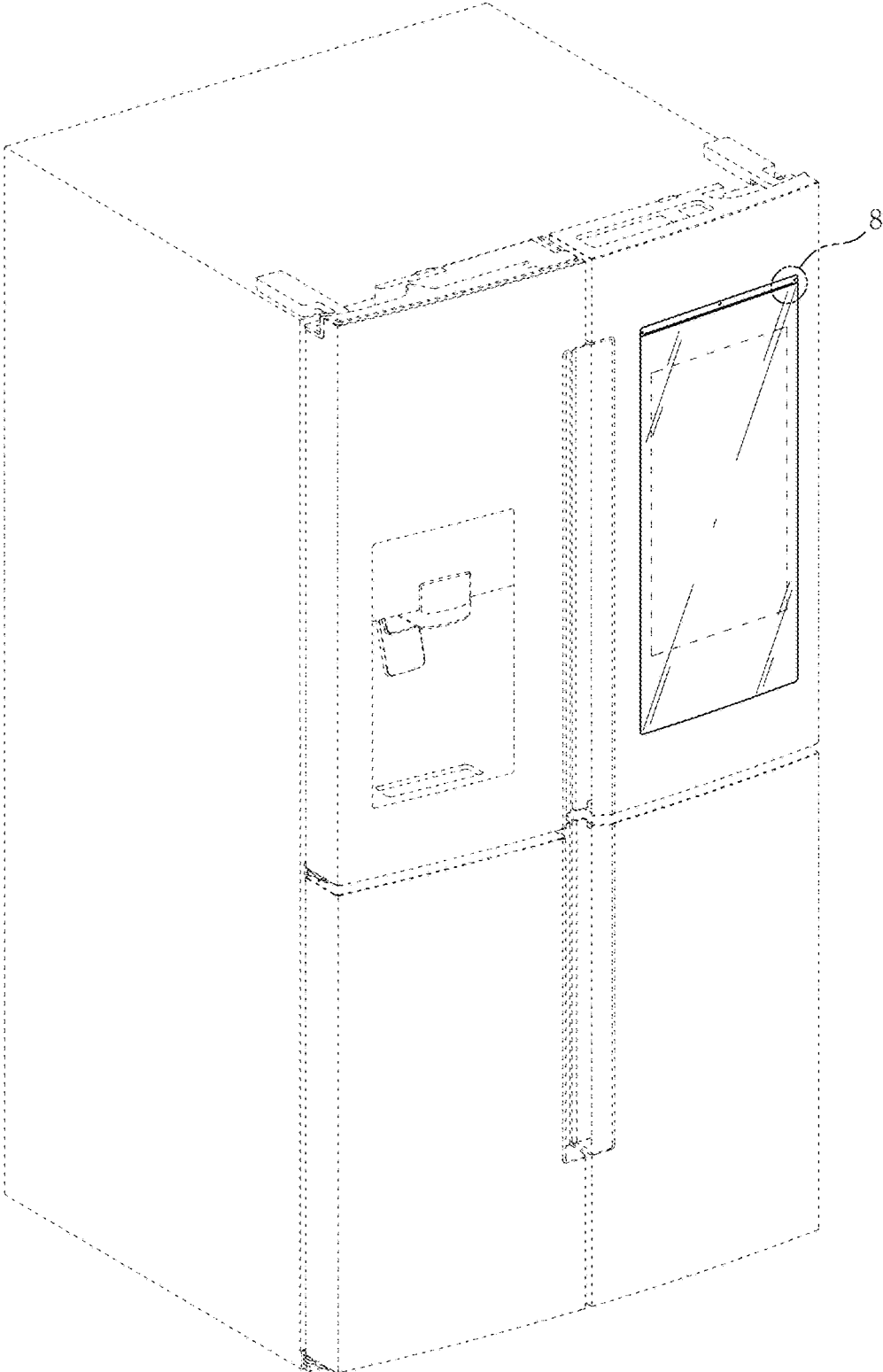


FIG. 2

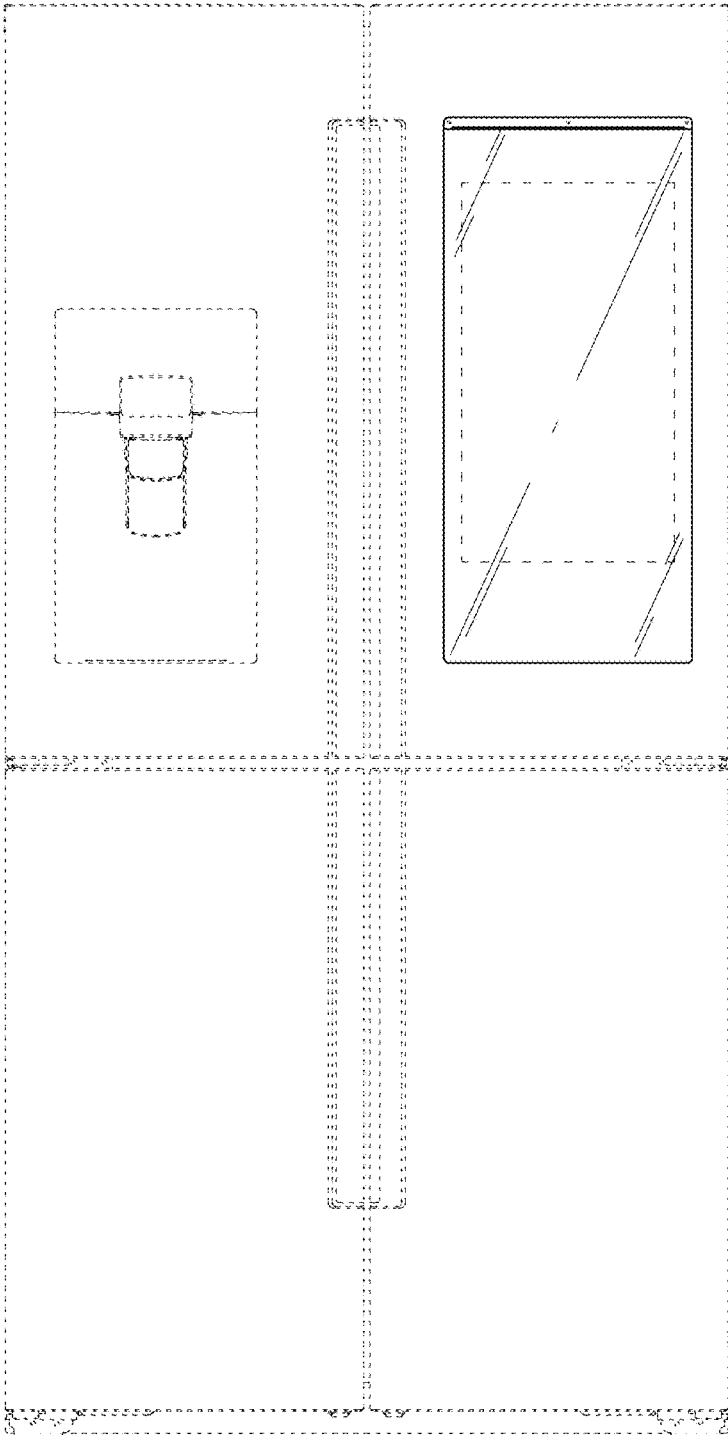


FIG. 3




FIG. 4




FIG. 5




FIG. 6




FIG. 7




FIG. 8

