



US00D418566S

United States Patent [19]

[11] Patent Number: Des. 418,566

Wever, III et al.

[45] Date of Patent: ** Jan. 4, 2000

[54] **LOWER SECTION OF A SHAFT ADAPTED FOR USE IN A GOLF CLUB SHAFT**

[75] Inventors: **George D. Wever, III**, Carlsbad; **Tsao Hwang**, San Diego, both of Calif.; **Daniel L. Weaver**, Madison, Wis.

[73] Assignee: **Cobra Golf Incorporated**, Carlsbad, Calif.

[**] Term: **14 Years**

[21] Appl. No.: **29/075,725**

[22] Filed: **Jul. 8, 1997**

[51] LOC (7) CL **21-02**

[52] U.S. Cl. **D21/757**

[58] Field of Search **D21/756, 757; 473/316-323**

[56] **References Cited**

U.S. PATENT DOCUMENTS

Re. 33,735 11/1991 Rumble et al. .

(List continued on next page.)

FOREIGN PATENT DOCUMENTS

2 667 794 4/1992 France .

(List continued on next page.)

OTHER PUBLICATIONS

Advertisement: "New Clubs for 1938: True Temper Steel Shafts," Oct. 3, 1938, cover pg. and pp. 8-9.

(List continued on next page.)

Primary Examiner—**Mitchell I. Siegel**

Attorney, Agent, or Firm—**Pennie & Edmonds LLP**

[57] **CLAIM**

The ornamental design for a lower section of a shaft adapted for use in a golf club shaft, as shown and described.

DESCRIPTION

FIG. 1 is a perspective view of the first embodiment of a

lower section of a shaft adapted for use in a golf club shaft of the present invention.

FIG. 2 is a side view of the first embodiment; all of the other side views are identical because of a circular configuration. FIG. 3 is a close-up view of the first embodiment taken from FIG. 2.

FIG. 4 is a close-up tip, end view of the first embodiment. FIG. 5 is a close-up grip end view of the first embodiment. FIG. 6 is a side view of a second embodiment of the lower section of a shaft adapted for use in a golf club shaft of the present invention; all of the other side views are identical because of the circular configuration.

FIG. 7 is a close-up view of the second embodiment taken from FIG. 6.

FIG. 8 is a side view of a third embodiment of the lower section of a shaft adapted for use in a golf club shaft of the present invention; all of the other side views are identical because of the circular configuration.

FIG. 9 is a close-up view of the third embodiment taken from FIG. 8.

FIG. 10 is a perspective view of a fourth embodiment of the lower section of a shaft adapted for use in a golf club shaft of the present invention.

FIG. 11 is a side view of the fourth embodiment; all of the other side views are identical because of the circular configuration.

FIG. 12 is a close-up tip end view of the lower portion of the shaft of the fourth embodiment.

FIG. 13 is a close-up grip end view of the lower portion of the shaft of the fourth embodiment.

FIG. 14 is a side view of a fifth embodiment of the lower section of a shaft adapted for use in a golf club shaft of the present invention; all of the other side views are identical because of the circular configuration.

FIG. 15 is a side view of a sixth embodiment of the lower section of a shaft adapted for use in a golf club shaft of the present invention; all of the other side views are identical because of the circular configuration.

FIG. 16 is a perspective view of a seventh embodiment of the lower section of a shaft adapted for use in a golf club shaft of the present invention.

FIG. 17 is a side view of the seventh embodiment; all of the other side views are identical because of the circular configuration.

FIG. 18 is a close-up tip end view of the seventh embodiment.

FIG. 19 is a close-up grip end view of the seventh embodiment.



FIG. 20 is a side view of an eighth embodiment; all of the other side views are identical because of the circular configuration; and.

FIG. 21 is a side view of a ninth embodiment; all of the other side views are identical because of the circular configuration.

The broken lines on FIGS. 1-6, 8, 10-21 showing the upper portion of the shaft, the broken lines on FIGS. 1, 10, and 16 showing the grip and the golf club head are for illustrative purposes only and form no part of the claimed design.

1 Claim, 11 Drawing Sheets

U.S. PATENT DOCUMENTS

D. 86,598	3/1932	Dobson et al.	D21/750	2,066,442	1/1937	Wright .
D. 92,571	6/1934	Barnhart .			2,066,962	1/1937	Cross .
Re. 96,020	10/1869	Lyons .			2,086,275	7/1937	Lemmon .
D. 245,441	8/1977	Middlestadt .			2,098,615	11/1937	Cowdery .
D. 246,003	10/1977	Shimada .			2,113,826	4/1938	Carpenter .
D. 250,356	11/1978	Kaugars .			2,124,534	7/1938	Barnhart .
D. 263,330	3/1982	Kaugars et al. .			2,130,395	9/1938	Lard .
D. 315,386	3/1991	Alonso .			2,153,550	4/1939	Cowdery .
D. 327,309	6/1992	Shigetoh .			2,153,880	4/1939	Barnhart .
D. 351,643	10/1994	Gubany .			2,155,517	4/1939	Turner .
D. 352,755	11/1994	Cornish, III .			2,196,742	4/1940	Cowdery et al. .
D. 385,608	10/1997	Hoffmeyer	D21/757	2,220,852	11/1940	Scott .
391,994	10/1888	Flotow et al. .			2,230,429	7/1941	Vickery .
695,579	3/1902	Parmele .			2,250,428	7/1941	Vickery .
1,289,553	12/1918	Sanders .			2,250,429	7/1941	Vickery .
1,418,039	5/1922	Tousey .			2,250,441	7/1941	Vickery .
1,486,572	4/1924	Forsyth .			2,457,177	12/1948	Reach .
1,565,069	12/1925	Edwards .			2,464,850	3/1949	Crawshaw .
1,565,070	12/1925	Edwards .			2,700,547	1/1955	Kraeling, Jr. .
1,604,696	10/1926	Jordy .			2,934,345	4/1960	Scott .
1,639,564	8/1927	Smith .			3,083,969	4/1963	Bills, Jr. .
1,639,864	8/1927	Smith .			3,206,205	9/1965	McLoughlin .
1,653,428	12/1927	Brinkman .			3,313,541	4/1967	Benkoczy et al. .
1,670,530	5/1928	Cowdery .			3,519,270	7/1970	Baymiller .
1,670,531	5/1928	Cowdery .			3,614,101	10/1971	Hunter .
1,688,473	10/1928	Sippel .			3,646,610	2/1972	Jackson .
1,713,812	5/1929	Barnhart .			3,735,463	5/1973	Merola .
1,721,253	7/1929	Loughead et al. .			3,764,137	10/1973	Petro .
1,765,709	6/1930	Withington .			3,833,223	9/1974	Shulkin .
1,778,181	10/1930	Brinkman .			3,963,236	6/1976	Mann .
1,781,116	11/1930	Link et al. .			3,998,458	12/1976	Inoue et al. .
1,787,415	12/1930	Washington .			4,000,896	1/1977	Lauraitis .
1,796,274	3/1931	Bryant .			4,082,277	4/1978	Van Auken et al. .
1,840,406	1/1932	McEvoy .			4,097,626	6/1978	Tennent .
1,890,037	12/1932	Johnson .			4,131,701	12/1978	Van Auken .
1,891,620	12/1932	Crawford .			4,135,035	1/1979	Branen et al. .
1,917,795	7/1933	Fetter .			4,157,181	6/1979	Cecka .
1,945,844	2/1934	Young .			4,165,874	8/1979	Lezatte et al. .
1,950,342	3/1934	Meshel .			4,169,595	10/1979	Kaugars .
1,961,969	6/1934	Heddon .			4,205,845	6/1980	Kanne .
1,962,804	6/1934	Cassady .			4,236,386	12/1980	Yates et al. .
1,963,048	6/1934	Cowdery .			4,240,631	12/1980	MacDougall .
1,974,271	9/1934	Hackett .			4,288,075	9/1981	Kaugars et al. .
1,974,389	9/1934	Cowdery .			4,319,750	3/1982	Roy .
1,979,430	11/1934	Wright .			4,330,126	5/1982	Rumble .
1,980,031	11/1934	Brading .			4,415,156	11/1983	Jorgensen .
1,980,408	11/1934	Jansky .			4,431,187	2/1984	Rumble et al. .
1,983,069	12/1934	Cowdery .			4,558,863	12/1985	Hass et al. .
1,983,074	12/1934	Durell .			4,591,157	5/1986	Parente et al. .
1,994,069	3/1935	Fletcher .			4,725,060	2/1988	Iwanaga .
1,997,853	4/1935	Buhrke et al. .			4,961,576	10/1990	Meredith .
2,001,643	5/1935	Wilcox .			5,004,236	4/1991	Kameshima
2,007,976	7/1935	Kraeuter .			5,018,735	5/1991	Meredith et al. .
2,037,636	4/1936	Lagerblade .			5,022,652	6/1991	Fenton .
2,040,540	5/1936	Young .			5,074,555	12/1991	Meredith .
2,050,554	8/1936	Barnhart .			5,083,780	1/1992	Walton et al. .
					5,093,162	3/1992	Fenton et al. .
					5,143,374	9/1992	Shibasaki .
					5,156,396	10/1992	Akatsuka et al. .
					5,251,896	10/1993	Gerlach
					5,253,868	10/1993	Baumann et al.
					5,259,614	11/1993	Greer .
					5,265,872	11/1993	Tennent et al. .
					5,277,423	1/1994	Artus .
					5,294,119	3/1994	Vincent et al. .
					5,297,791	3/1994	Negishi .
					5,308,062	5/1994	Hogan .
					5,316,299	5/1994	Feche et al. .
					5,316,300	5/1994	Simmons .
					5,324,032	6/1994	Minami .
					5,351,958	10/1994	Helmstetter .
					5,385,767	1/1995	Noguchi .

5,413,338	5/1995	Kawamatsu .	447270	6/1936	United Kingdom .
5,427,373	6/1995	Kusumoto .	447320	6/1936	United Kingdom .
5,437,450	8/1995	Akatsuka et al. .	465414	5/1937	United Kingdom .
5,439,219	8/1995	Vincent .	482164	3/1938	United Kingdom .
5,467,984	11/1995	Veux et al. .	483995	4/1938	United Kingdom .
5,496,028	3/1996	Chien .	518 699	3/1940	United Kingdom .
5,505,446	4/1996	Whitaker .	876414	8/1961	United Kingdom .
5,511,780	4/1996	Vadersen .	1159714	7/1969	United Kingdom .
5,551,691	9/1996	Harada et al. .	1201648	12/1970	United Kingdom .
5,573,467	11/1996	Chou et al. .	1446444	8/1976	United Kingdom .
5,599,242	2/1997	Solviche et al. .	2 040 693	9/1980	United Kingdom .
5,620,380	4/1997	Tennent et al. .	2 053 004	2/1981	United Kingdom .
5,632,692	5/1997	Lebovici .	2 053 698	2/1981	United Kingdom .
5,634,860	6/1997	McIntosh et al. .	2146906	5/1985	United Kingdom .
5,634,861	6/1997	Yamamoto et al. .	2 250 443	6/1992	United Kingdom .
5,665,010	9/1997	Mori .	2 273 662	6/1994	United Kingdom .
5,685,781	11/1997	Pedersen et al. .	92/10244	6/1992	WIPO .
5,735,753	4/1998	Hoffmeyer 473/316			

FOREIGN PATENT DOCUMENTS

3-251269	11/1991	Japan .
09271548	10/1997	Japan .
24144	12/1911	United Kingdom .
256049	8/1926	United Kingdom .
360097	11/1931	United Kingdom .
371665	5/1932	United Kingdom .
404995	1/1934	United Kingdom .
439308	12/1935	United Kingdom .
447319	5/1936	United Kingdom .
447496	5/1936	United Kingdom .

OTHER PUBLICATIONS

American Fork & Hoe Company, Advertisement: "True Temper Golf Shafts for the Champions of 1938," The American Fork & Hoe Company, Sporting Goods Division, Dept. G-6, Geneva Ohio.

Links Profile, A Supplement to Links Magazine, "Fenwick Fine Tunes Shaft Technology, Industry Giants Keep an Eye on Iowa," Apr. 1996.

Stachura, Mike, "Shape Up Your Shafts." Golf Digest, Dec. 1997, pp. 88-95.

1997 Black Rock Catalog.




FIG. 1

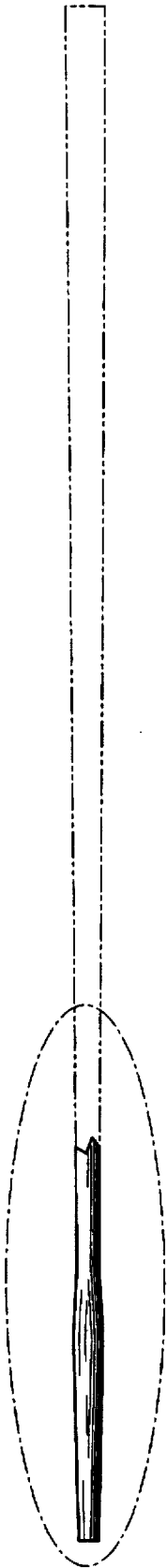


FIG. 2



FIG. 3

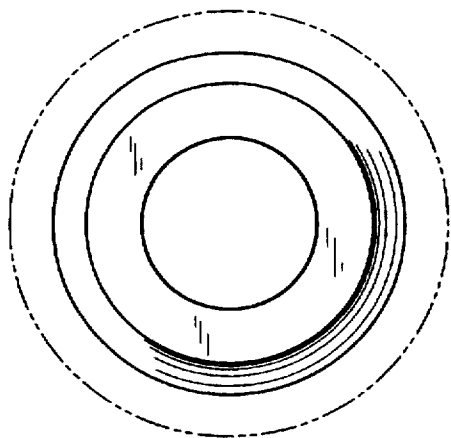


FIG. 4

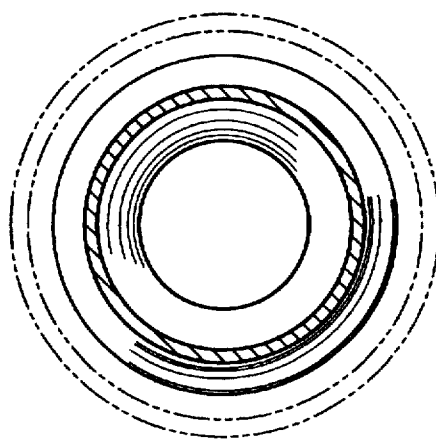


FIG. 5

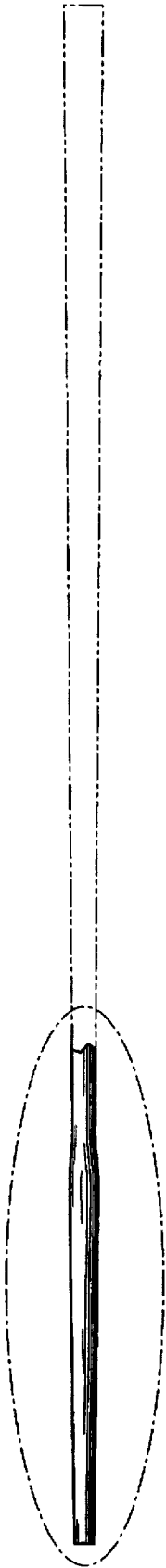


FIG. 6



FIG. 7

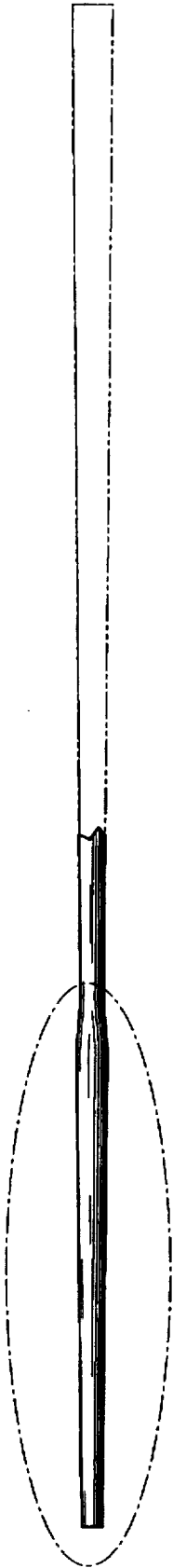


FIG. 8



FIG. 9



FIG. 10

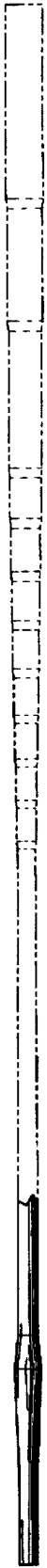


FIG. 11

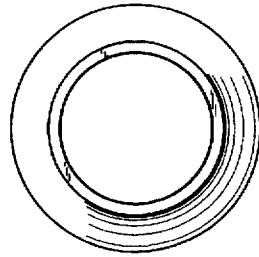


FIG. 12

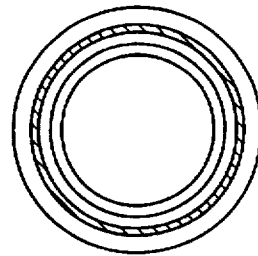


FIG. 13



FIG. 14



FIG. 15



FIG. 16

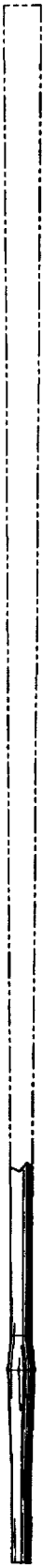


FIG. 17

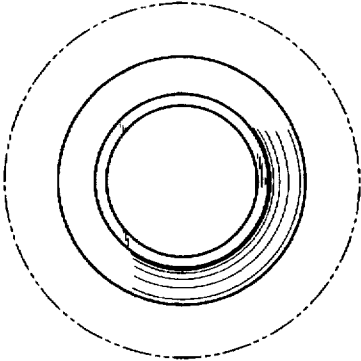


FIG. 18

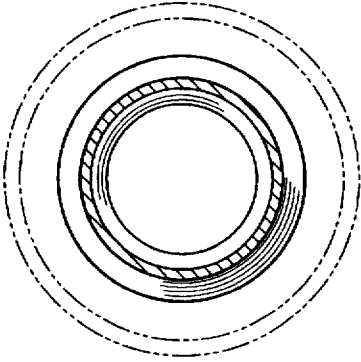


FIG. 19

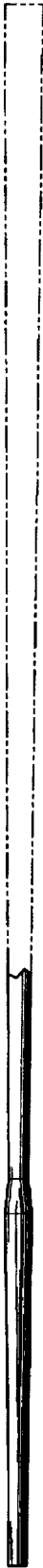


FIG. 20

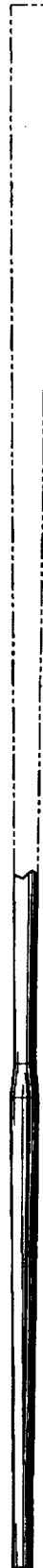


FIG. 21

UNITED STATES PATENT AND TRADEMARK OFFICE
CERTIFICATE OF CORRECTION

PATENT NO. : Des. 418,566
DATED : January 4, 2000
INVENTOR(S) : WEVER, III et al.

It is certified that error appears in the above-identified patent and that said Letters Patent is hereby corrected as shown below:

On the title page, insert--[63] Continuation-in-part of Ser. No. 08/672,362, filed June 28, 1996 now U.S. patent No. 5,935,017"--.

Signed and Sealed this
Eighteenth Day of July, 2000

Attest:



Q. TODD DICKINSON

Attesting Officer

Director of Patents and Trademarks