



US00D359520S

United States Patent [19]

[11] Patent Number: **Des. 359,520**

Hsu

[45] Date of Patent: **** Jun. 20, 1995**

[54] **TOY MUSIC PLAYER**

D. 350,957	9/1994	Sakata et al.	D14/156
D. 352,713	11/1994	Sato	D14/156
5,032,099	7/1991	Chan	446/408 X

[75] Inventor: **Wei-Hsuan Hsu**, North Point, Hong Kong

Primary Examiner—Theodore M. Shooman

Assistant Examiner—Dominic Simone

[73] Assignee: **Kwong Fei Expectation Electronic Co. Ltd.**, Hong Kong

Attorney, Agent, or Firm—Burns, Doane, Swecker & Mathis

[**] Term: **14 Years**

[57] CLAIM

[21] Appl. No.: **17,820**

The ornamental design for a toy music player, as shown and described.

[22] Filed: **Jan. 24, 1994**

DESCRIPTION

[52] U.S. Cl. **D21/59; D14/156**

[58] Field of Search **D21/13, 59, 64, 136; D14/156, 157; 446/408; 369/75.1, 75.2, 77.1, 77.2**

FIG. 1 is the front elevational view of a toy music player showing my new design;

FIG. 2 is the rear elevational view thereof;

FIG. 3 is the left side view thereof;

FIG. 4 is the right side view thereof;

FIG. 5 is the top plan view thereof;


FIG. 6 is the bottom view thereof; and,

FIG. 7 is a top, left, front perspective view thereof, the handle in a alternate position.

[56] References Cited

U.S. PATENT DOCUMENTS

D. 344,768	3/1994	Chuk	D21/59 X
D. 349,520	8/1994	Iwakami	21/13
D. 350,352	9/1994	Tsuge	D14/156



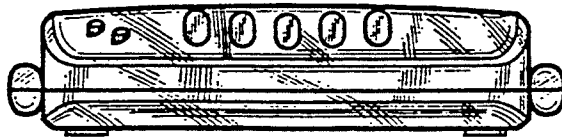


FIG. 1

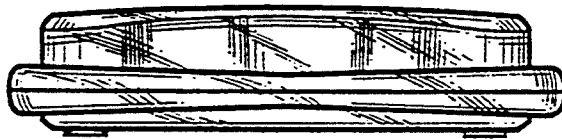


FIG. 2

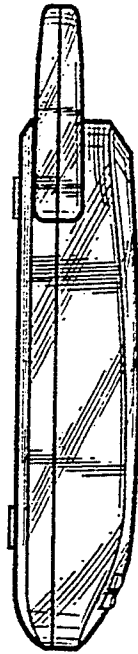


FIG. 3

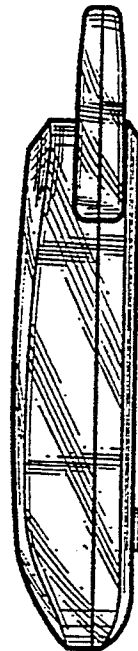


FIG. 4

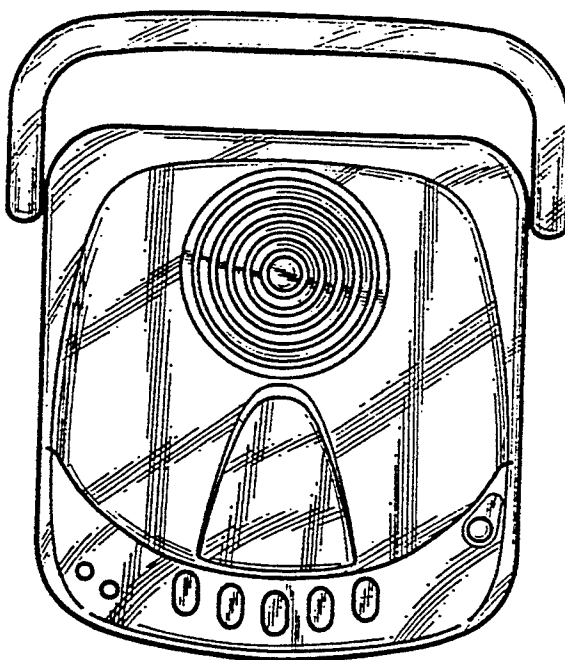


FIG. 5

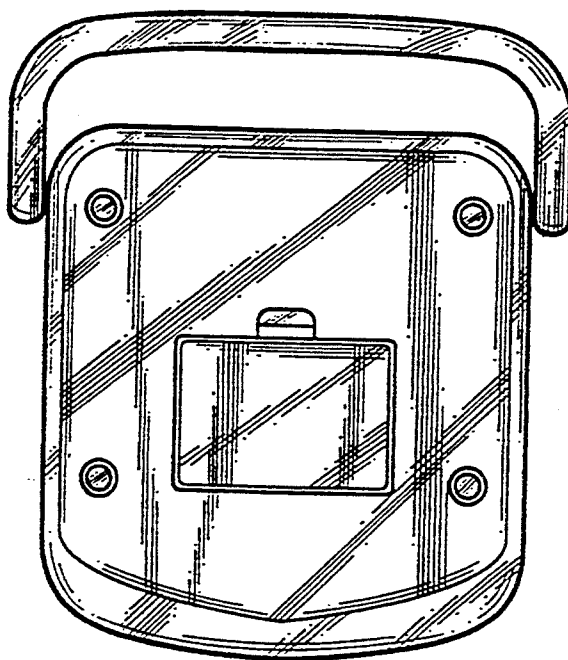


FIG. 6




FIG. 7