



US00D799781S

(12) **United States Design Patent**
Blosser et al.

(10) **Patent No.:** **US D799,781 S**

(45) **Date of Patent:** **** Oct. 10, 2017**

- (54) **PALLET WITH COLUMNS**
- (71) Applicant: **PallCon Services Company, Ltd.**,
Norton, OH (US)
- (72) Inventors: **David Blosser**, Dade City, FL (US);
Robert Bradshaw, Norton, OH (US)
- (73) Assignee: **PALLcon Services Company, Ltd.**,
Norton, OH (US)

- 2008/0236455 A1* 10/2008 Naidu B65D 19/0038
108/56.1
- 2009/0050029 A1* 2/2009 Ogburn B65D 19/0012
108/51.11
- 2010/0288169 A1* 11/2010 Du Toit B65D 19/0004
108/57.25

(Continued)

OTHER PUBLICATIONS

Pallconservices "44x56x5.1 Heavy Duty Glass Pallet", <http://pallconservices.com/two-piece-glass-pallet-44-x-56-x-5-1/>. 2015. shown in p. 1, Item # 44x56x5.1.*

(Continued)

(**) Term: **15 Years**

(21) Appl. No.: **29/559,811**

(22) Filed: **Mar. 31, 2016**

(51) **LOC (10) Cl.** **09-08**

(52) **U.S. Cl.**
USPC **D34/38**

(58) **Field of Classification Search**
USPC D34/38; 248/346.02; 229/125.26,
229/122.28, 122.21, 120.11, 117, 113,
229/110; 108/57.28, 57.25, 57.1, 56.1,
108/55.3, 53.3, 53.1, 52.1, 51.3, 51.11
CPC B65D 19/38; B65D 2519/00029; B65D
2519/00034; B65D 2519/00273; B65D
2519/00293; B65D 2519/00323

See application file for complete search history.

Primary Examiner — Cynthia Ramirez

Assistant Examiner — Michael Maharajh

(74) *Attorney, Agent, or Firm* — Senniger Powers LLP

(57) **CLAIM**

The ornamental design for a pallet with columns, as shown and described.

DESCRIPTION

FIG. 1 is a perspective view of a pallet with columns;
FIG. 2 is a front view thereof, the rear view being the same as the front view;
FIG. 3 is a top view thereof;
FIG. 4 is a right side view thereof, the left side view being the same as the right side view;
FIG. 5 is a bottom view thereof;
FIG. 6 is a section view taken in the direction of line 6-6 of FIG. 2; and,
FIG. 7 is a section view taken in the direction of line 7-7 of FIG. 2.

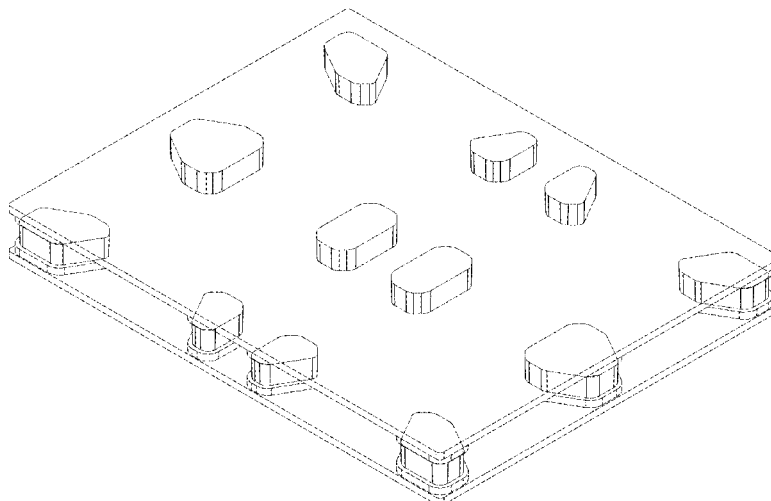
The dash-dash-dash lines shown in the figures are for the purpose of illustrating environmental structure and form no part of the claimed design. The dash-dot-dash lines shown in the figures are for the purpose of illustrating boundaries and form no part of the claimed design.

1 Claim, 7 Drawing Sheets

(56) **References Cited**

U.S. PATENT DOCUMENTS

- 5,887,529 A * 3/1999 John B65D 19/0018
108/56.1
- 6,807,910 B2 * 10/2004 Apps B65D 19/0012
108/57.25
- D650,546 S * 12/2011 MacDonald D34/38
- D708,811 S * 7/2014 Kelly D34/38
- D724,809 S * 3/2015 Howland D34/38
- 2007/0163473 A1* 7/2007 Shuert B65D 19/0016
108/57.25
- 2008/0143514 A1* 6/2008 Valentinsson B65D 19/0014
108/51.11



(56)

References Cited

U.S. PATENT DOCUMENTS

2014/0069305	A1*	3/2014	Luis y Prado	B65D 19/0012
				108/51.11
2015/0068436	A1*	3/2015	Zepek	B65D 19/0018
				108/53.3
2016/0368659	A1*	12/2016	Bastian, II	B29C 39/18
2017/0021963	A1*	1/2017	Apps	B65D 19/0069

OTHER PUBLICATIONS

Pallcon Pallet Drawing and Photo, Pallcon Services Company, Ltd.;
Nov. 1, 2015.

Duracell Pallet Drawing and Photo, Orbis Corporation; Dec. 1996.
Bulk Pallet, Rehrig Pacific Company; Dec. 2014.

* cited by examiner

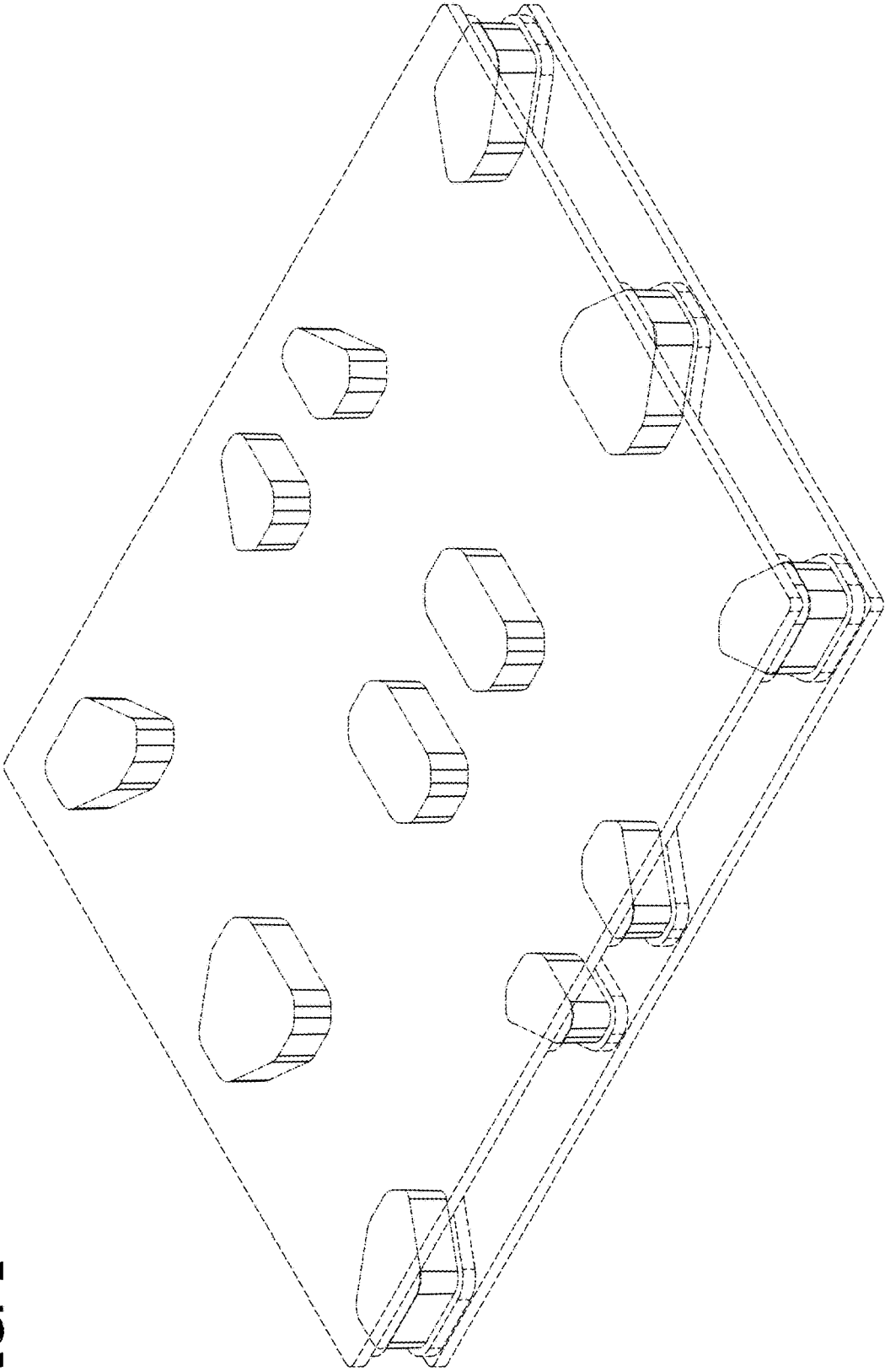
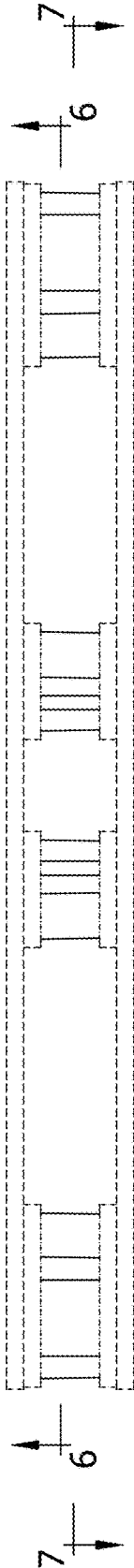


FIG. 1

FIG. 2



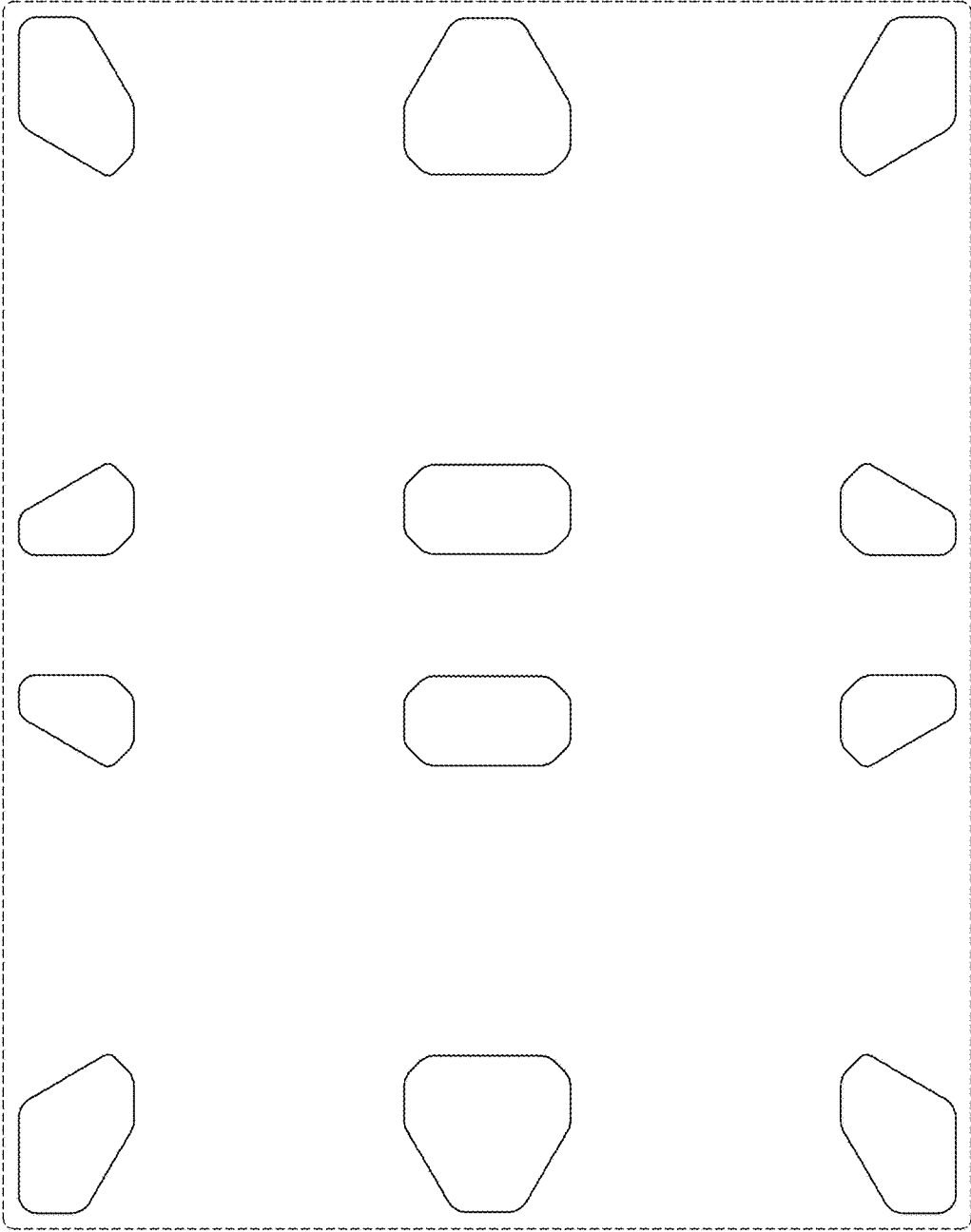



FIG. 3

FIG. 4



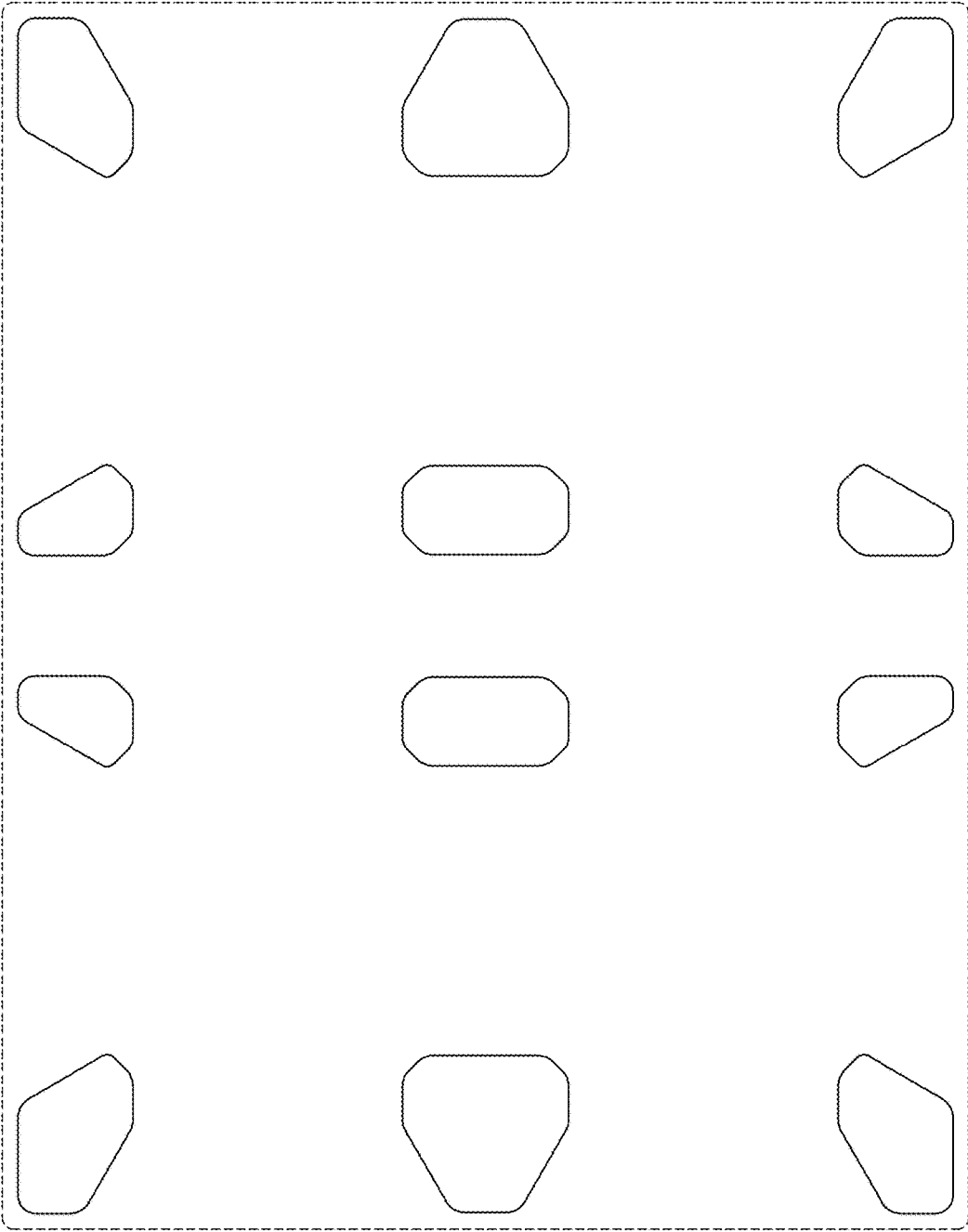


FIG. 5

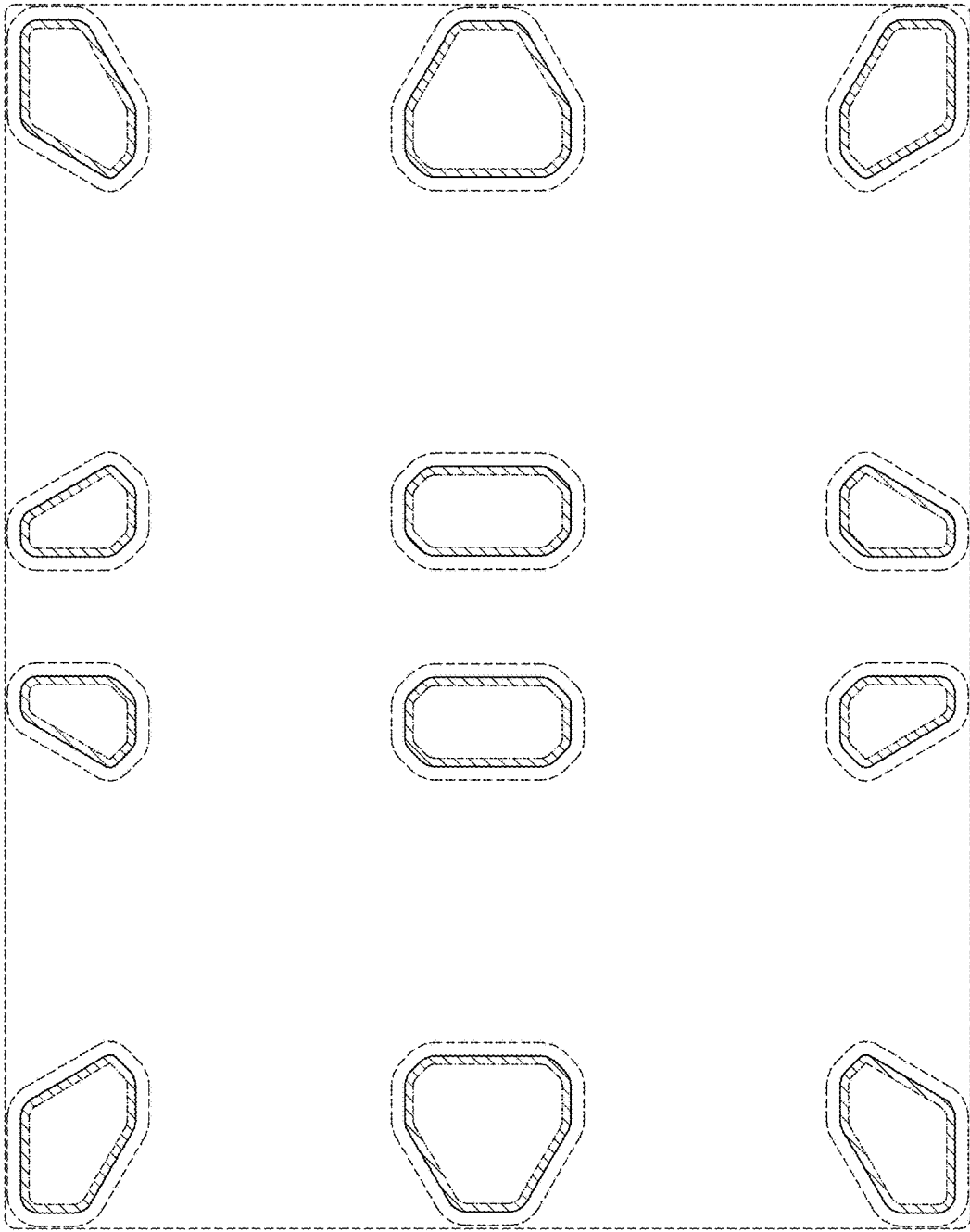


FIG. 6

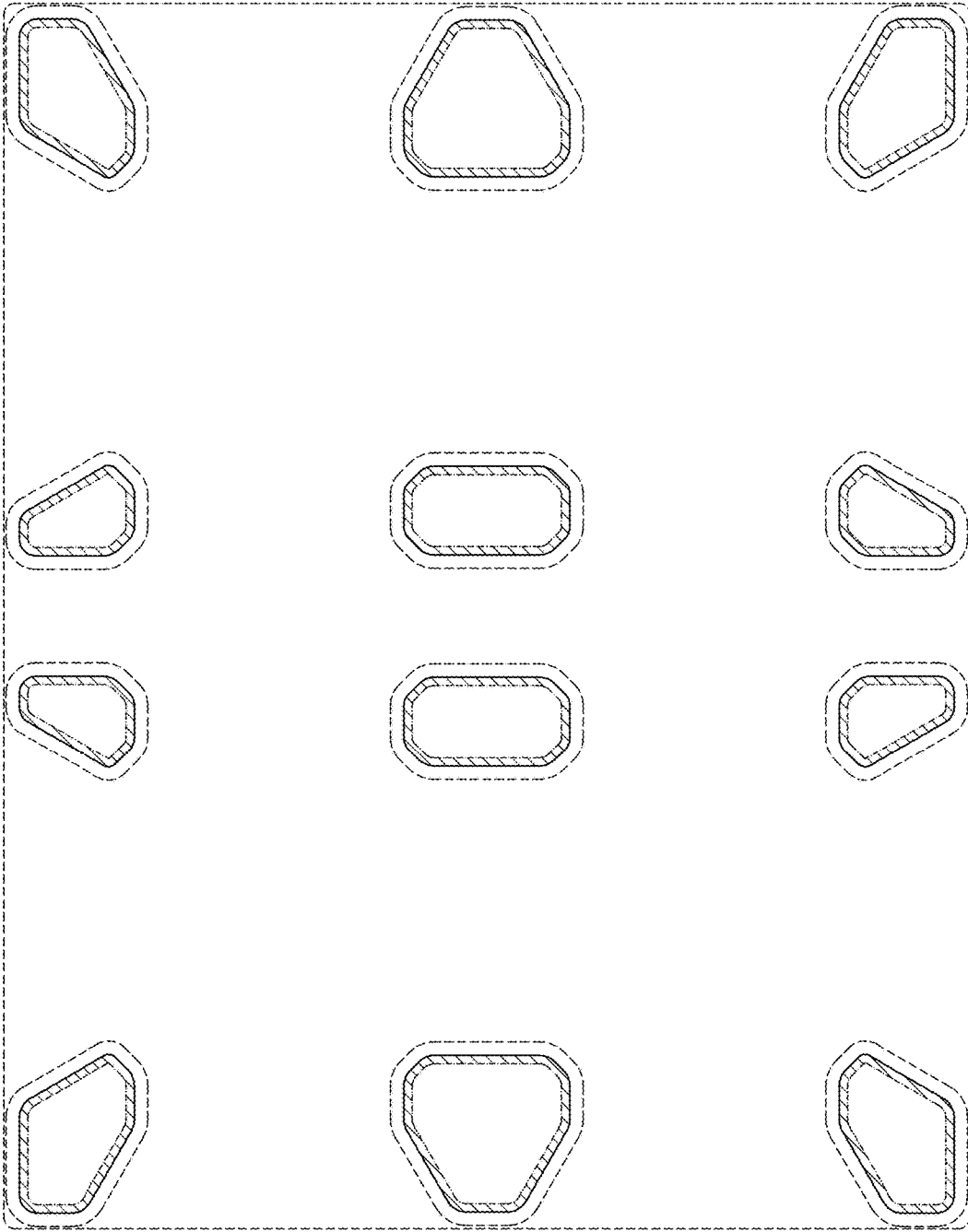


FIG. 7