



US00D396855S

United States Patent [19]

[11] Patent Number: **Des. 396,855**

Barbeau et al.

[45] Date of Patent: ****Aug. 11, 1998**

[54] **DIGITAL SOUND RELAXATION SYSTEM**

D. 375,090	10/1996	Lambert et al.	D14/121
D. 378,677	4/1997	Matsumoto et al.	D14/124
4,320,942	3/1982	Bauer	352/242
4,673,267	6/1987	Erleben	352/242
5,375,831	12/1994	Hsien-Chung	273/148 B

[75] Inventors: **Stéfane Erhard Barbeau; Mikael Georges Sirois; Rudy Anthony Vandebelt**, all of Ottawa, Canada

[73] Assignee: **Headwaters Research & Development Inc.**, Ottawa, Canada

Primary Examiner—Prabhakar G. Deshmukh
Attorney, Agent, or Firm—Albert Peter Durigon

[**] Term: **14 Years**

[57] **CLAIM**

[21] Appl. No.: **73,518**

The ornamental design for a digital sound relaxation system, as shown and described.

[22] Filed: **Jul. 15, 1997**

DESCRIPTION

[51] **LOC (6) CL** **02-03**

[52] **U.S. Cl.** **D14/124**

[58] **Field of Search** D14/121, 124,
D14/133, 135; D21/13, 48, 240; 273/148 B;
359/109, 125, 154; 358/335; 395/1, 100;
345/904; 352/34, 37, 1, 26, 242

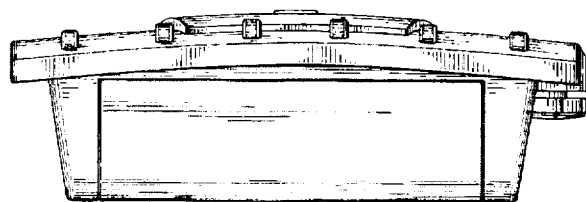
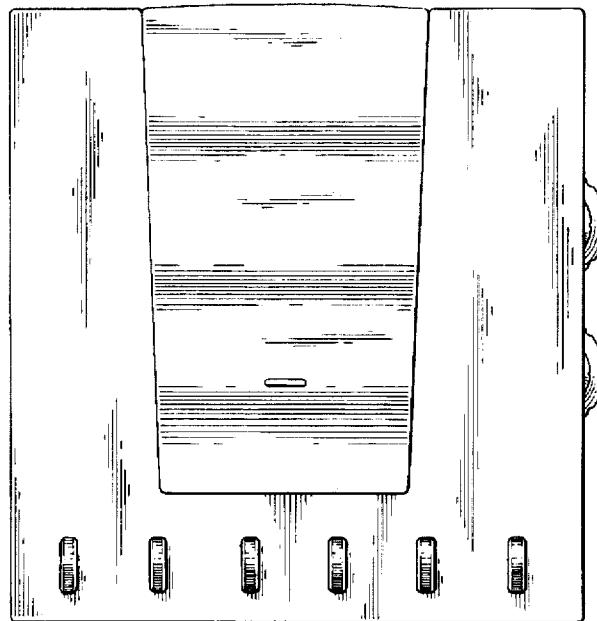
FIG. 1 is a front elevational view of the digital sound relaxation system of the present invention;
 FIG. 2 is a back elevational view of the digital sound relaxation system of the present invention;
 FIG. 3 is a top plan view of the digital sound relaxation system of the present invention;
 FIG. 4 is a bottom plan view of the digital sound relaxation system of the present invention;
 FIG. 5 is a left side elevational view of the digital sound relaxation system of the present invention; and,
 FIG. 6 is a right side elevational view of the digital sound relaxation system of the present invention.

[56] **References Cited**

U.S. PATENT DOCUMENTS

D. 284,280	6/1986	Mack, Jr. et al.	D14/124
D. 297,007	8/1988	Pushelberg	D14/124
D. 320,982	10/1991	Siddoway	D14/124 X
D. 355,195	2/1995	Burke	D14/124 X
D. 373,582	9/1996	Hasegawa	D14/124

1 Claim, 4 Drawing Sheets



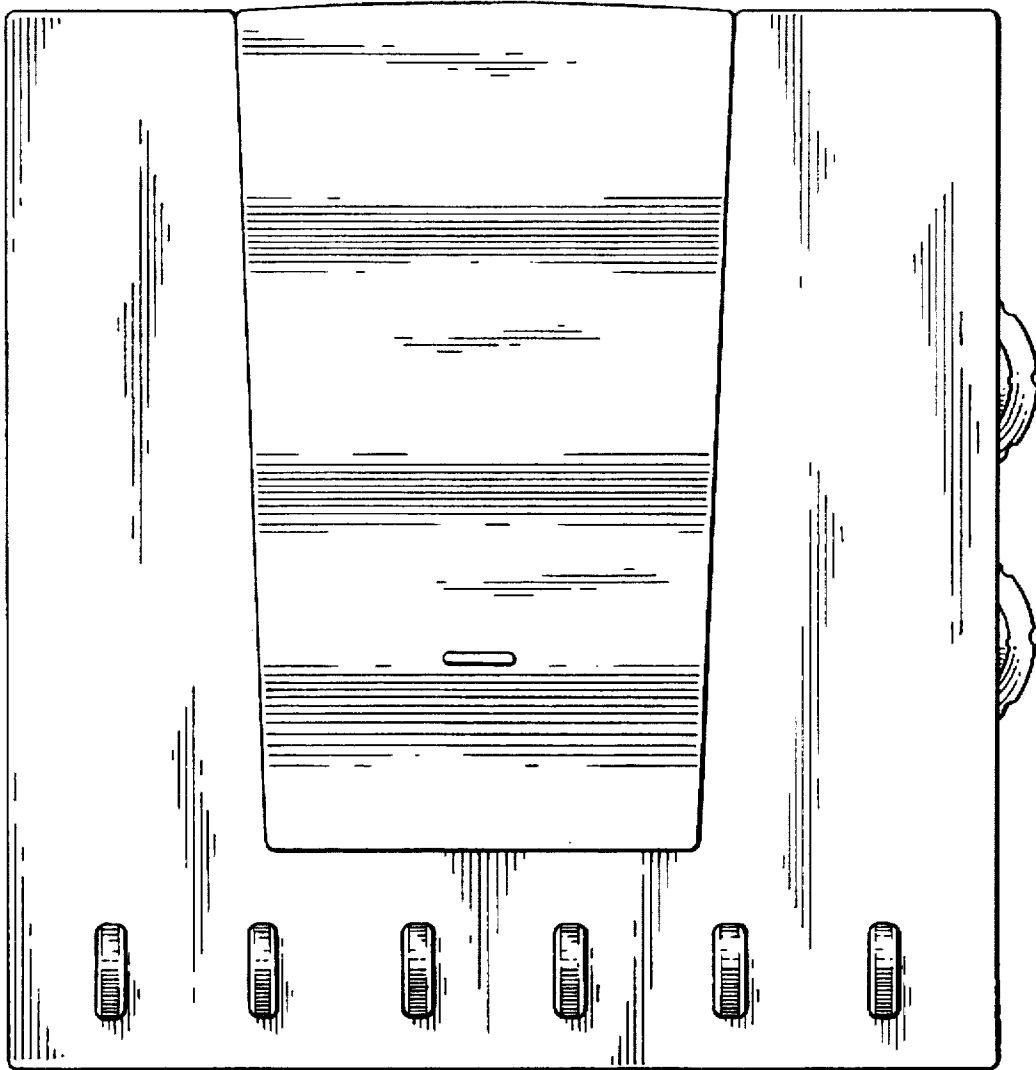


FIG. 1

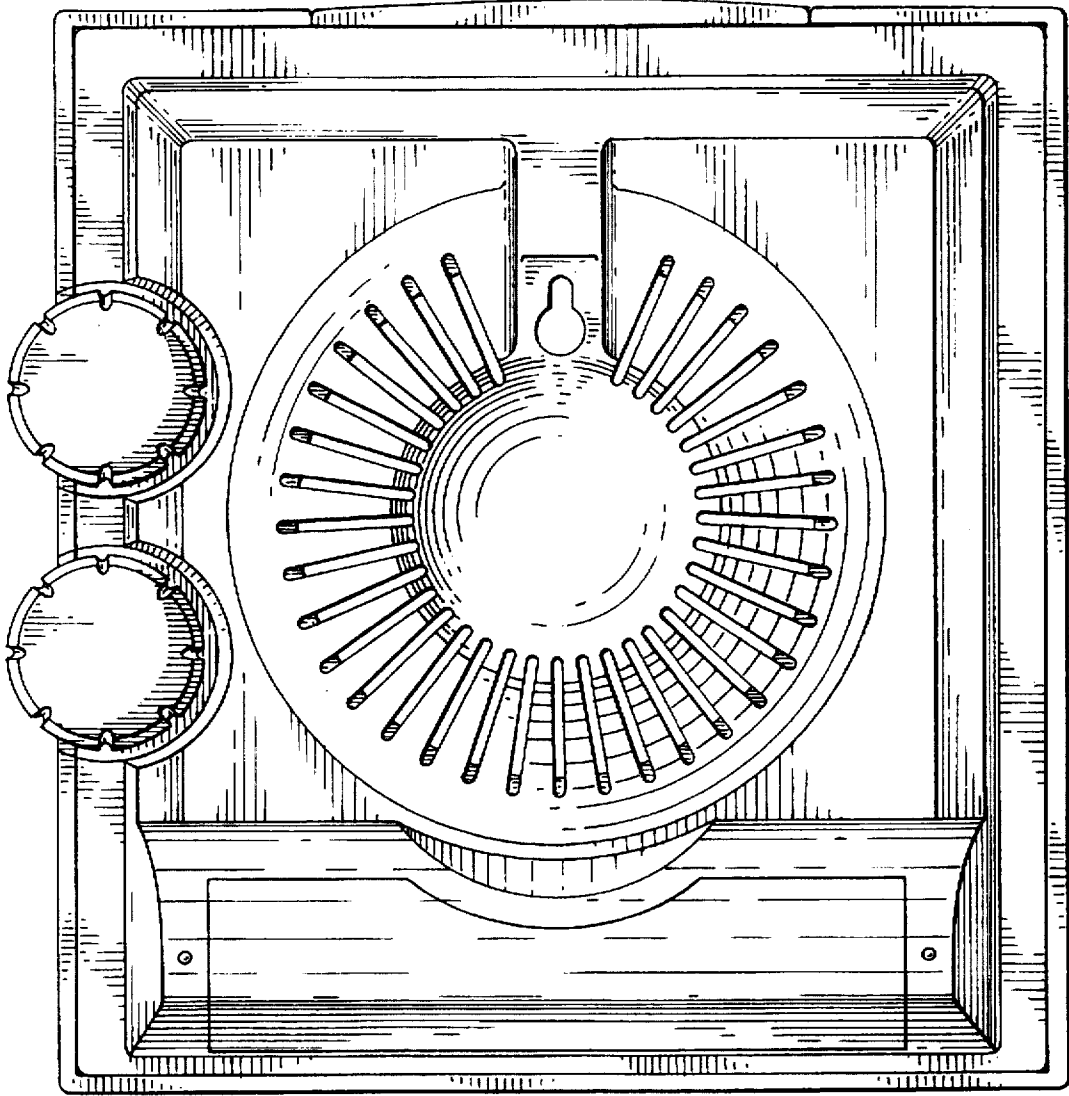


FIG. 2

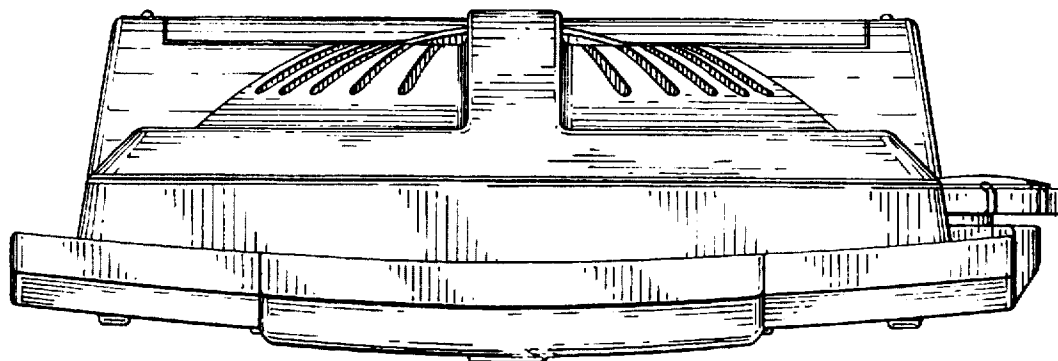


FIG. 3

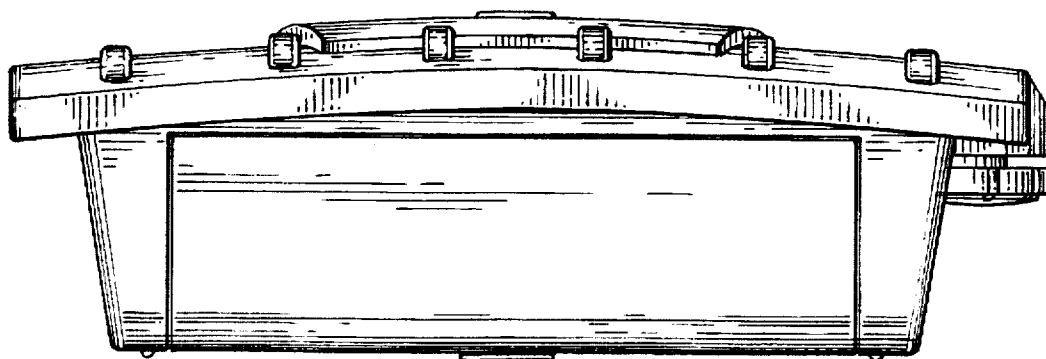


FIG. 4

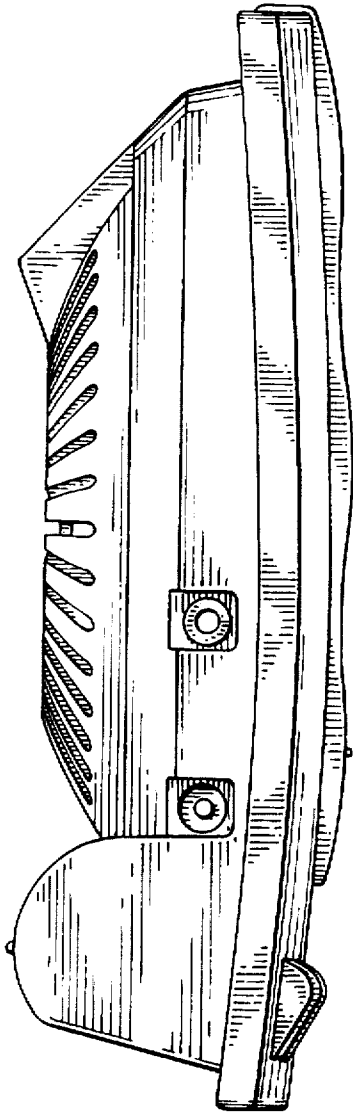


FIG. 5

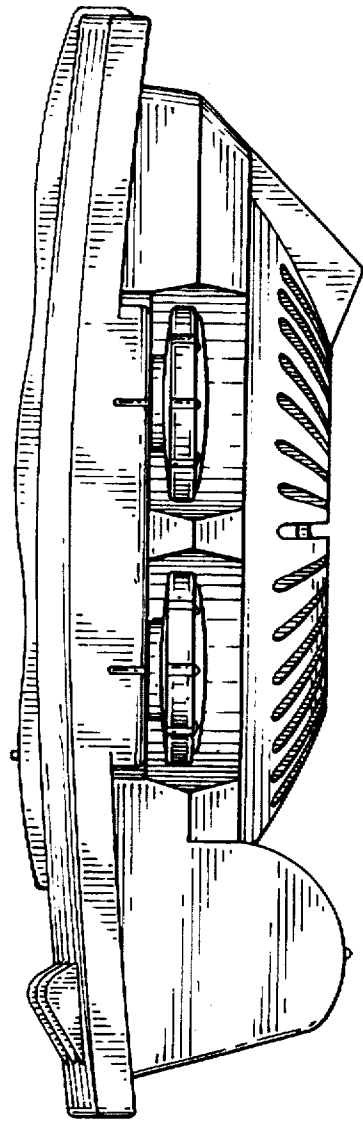


FIG. 6