



US00D982944S

(12) **United States Design Patent**
Li

(10) **Patent No.:** **US D982,944 S**

(45) **Date of Patent:** **** Apr. 11, 2023**

(54) **CABINETS**

(71) Applicant: **Luoyang Dbin Office Furniture Co., Ltd.**, Luoyang (CN)

(72) Inventor: **Yingbin Li**, Luoyang (CN)

(73) Assignee: **LUOYANG DBIN OFFICE FURNITURE CO., LTD.**, Luoyang (CN)

(**) Term: **15 Years**

(21) Appl. No.: **29/882,180**

(22) Filed: **Jan. 11, 2023**

(51) **LOC (14) Cl.** **06-04**

(52) **U.S. Cl.**
USPC **D6/671**

(58) **Field of Classification Search**
USPC D6/663, 664, 671, 671.1, 671.2, 671.3,
D6/671.4, 705, 705.5, 705.6

CPC A47B 17/04; A47B 45/00; A47B 47/04;
A47B 47/03; A47B 67/00; A47B 67/04;
A47B 88/00; A47B 88/40; A47B 88/42;
A47B 47/00; A47B 47/02; A47B 47/45;
(Continued)

(56) **References Cited**

U.S. PATENT DOCUMENTS

D296,166 S * 6/1988 Hills D6/671.1
5,016,946 A * 5/1991 Reznikov A47B 87/02
(Continued)

OTHER PUBLICATIONS

BX-DC6 Vertical Metal File Cabinet: BX-DC6, from jecams.com, Retrieved Date: Feb. 24, 2023, p. 1, from <https://www.jecams.com/ph/product/vertical-metal-file-cabinet-bx-dc6> (Year: 2023).*

Primary Examiner — Mimosa De

(74) *Attorney, Agent, or Firm* — Chun-Ming Shih; Lanway IPR Services

(57) **CLAIM**

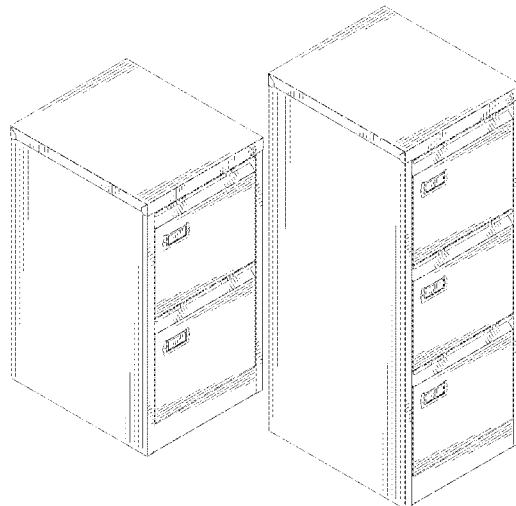
The ornamental design for a cabinets, as shown and described.

DESCRIPTION

FIG. 1 is a first perspective view of a cabinets according to a first embodiment showing the new design; FIG. 2 is a second perspective view thereof; FIG. 3 is a third perspective view thereof; FIG. 4 is a front view thereof; FIG. 5 is a rear view thereof; FIG. 6 is a left side view thereof; FIG. 7 is a right side view thereof; FIG. 8 is a top view thereof; and FIG. 9 is a bottom view thereof; FIG. 10 is a first perspective view of a cabinets according to a second embodiment showing the new design; FIG. 11 is a second perspective view thereof; FIG. 12 is a third perspective view thereof; FIG. 13 is a front view thereof; FIG. 14 is a rear view thereof; FIG. 15 is a left side view thereof; FIG. 16 is a right side view thereof; FIG. 17 is a top view thereof; and FIG. 18 is a bottom view thereof; FIG. 19 is a first perspective view of a cabinets according to a third embodiment showing the new design; FIG. 20 is a second perspective view thereof; FIG. 21 is a third perspective view thereof; FIG. 22 is a front view thereof; FIG. 23 is a rear view thereof; FIG. 24 is a left side view thereof; FIG. 25 is a right side view thereof; FIG. 26 is a top view thereof; and, FIG. 27 is a bottom view thereof.

The broken lines shown in the drawings are for the purpose of illustrating environmental structure and form no part of the claimed design.

1 Claim, 27 Drawing Sheets



(58) **Field of Classification Search**

CPC A47B 47/05; A47B 61/00; A47B 87/00;
E05B 65/462

See application file for complete search history.

(56) **References Cited**

U.S. PATENT DOCUMENTS

5,931,551	A *	8/1999	Wang	A47B 61/00	
					312/258
D506,088	S *	6/2005	Moon		D6/671.1
D508,348	S *	8/2005	Moon		D6/671.1
D555,394	S *	11/2007	Sexton		D6/671.1
D613,973	S	4/2010	Holcomb		
D632,506	S	2/2011	Perc		
D634,945	S	3/2011	Perc		
D642,400	S	8/2011	Koehn		
D644,037	S	8/2011	Koehn		
D646,080	S	10/2011	Clegg et al.		
D668,078	S	10/2012	Daino et al.		
D670,510	S	11/2012	Daino et al.		
D704,966	S	5/2014	Korb		
D809,739	S *	2/2018	Spears		D99/28
D810,389	S *	2/2018	Spears		D99/28
D811,039	S *	2/2018	Spears		D99/28
D864,623	S	10/2019	Vandenharm et al.		
D904,081	S	12/2020	Hermann et al.		
D970,267	S *	11/2022	Li		D6/671
D972,867	S *	12/2022	Li		D6/671
D973,997	S *	12/2022	Xiao		D99/29
D974,084	S *	1/2023	Li		D6/663
D974,697	S *	1/2023	Xiao		D99/29

* cited by examiner

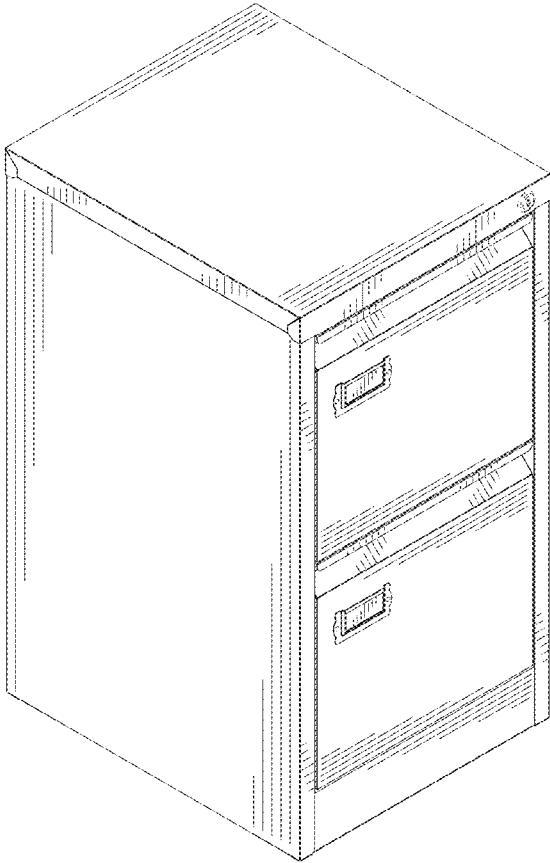


FIG.1

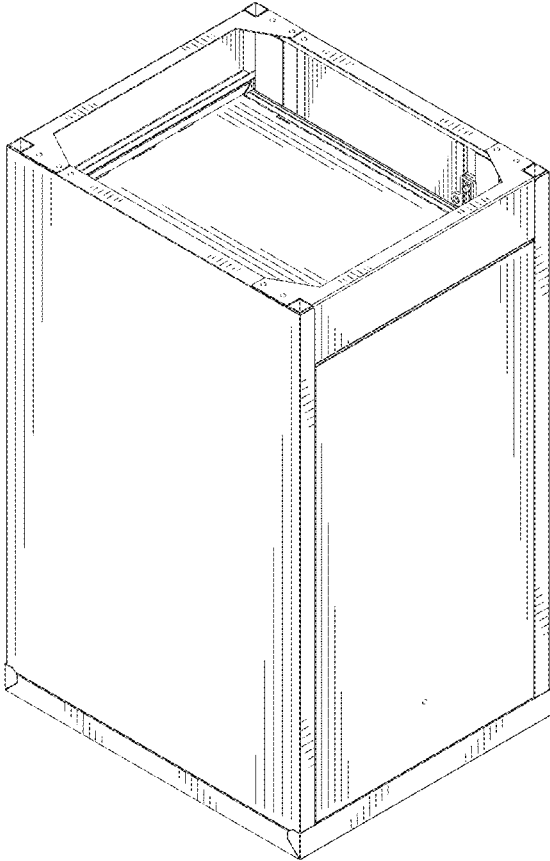


FIG.2

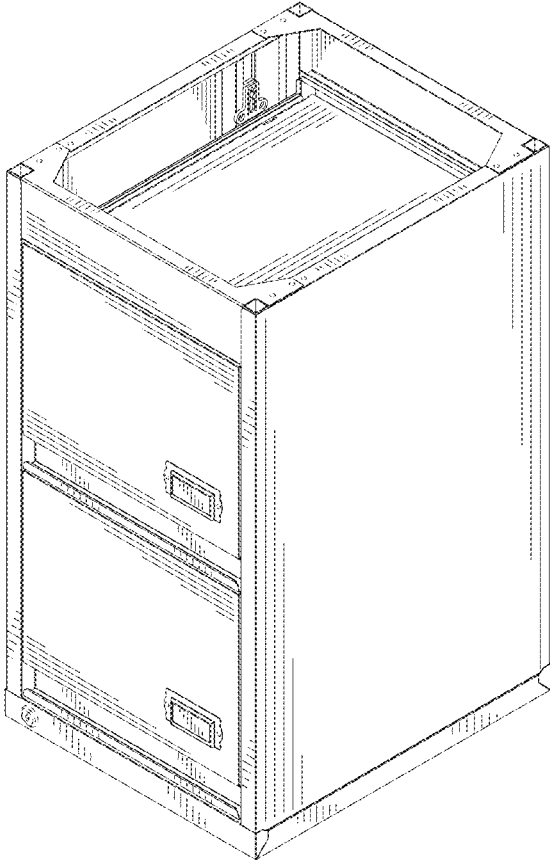


FIG.3

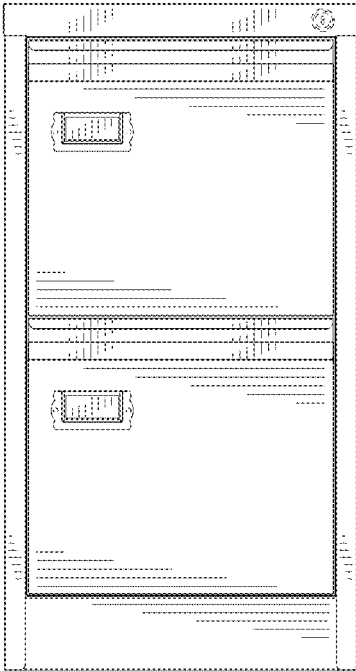


FIG.4




FIG.5




FIG.6




FIG.7




FIG.8

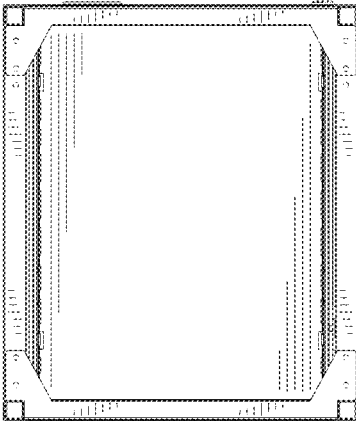


FIG.9

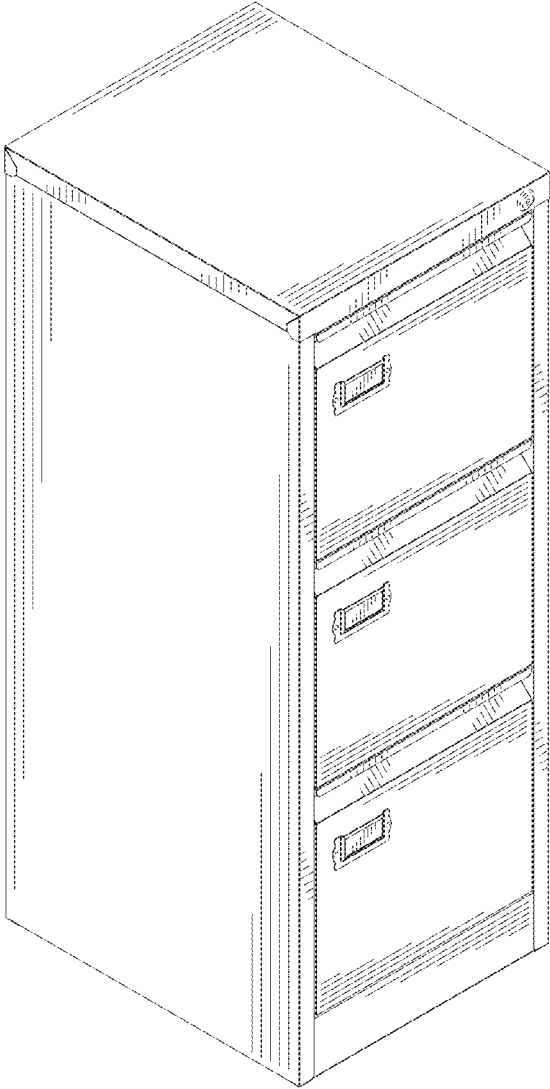


FIG.10

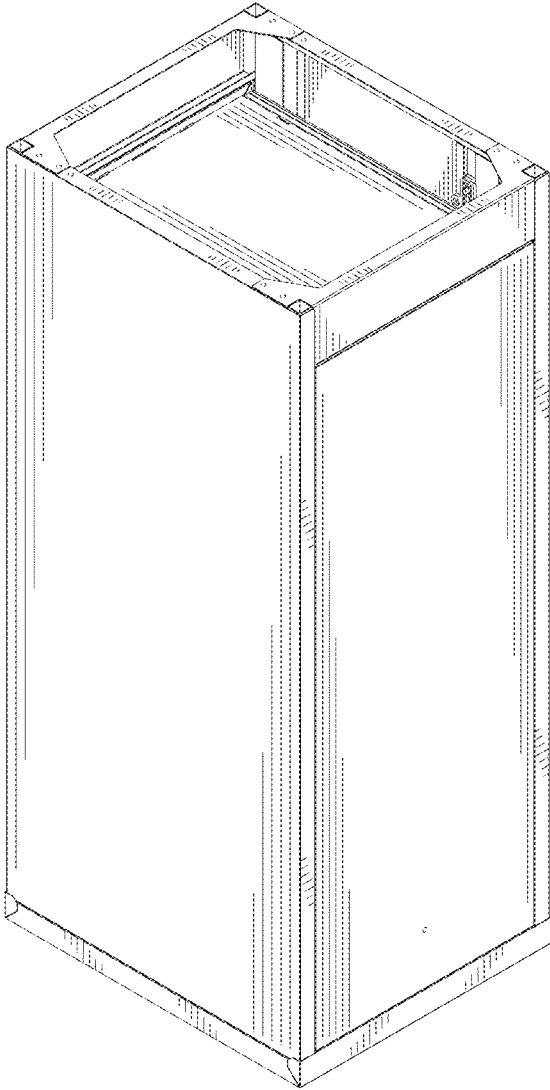


FIG.11

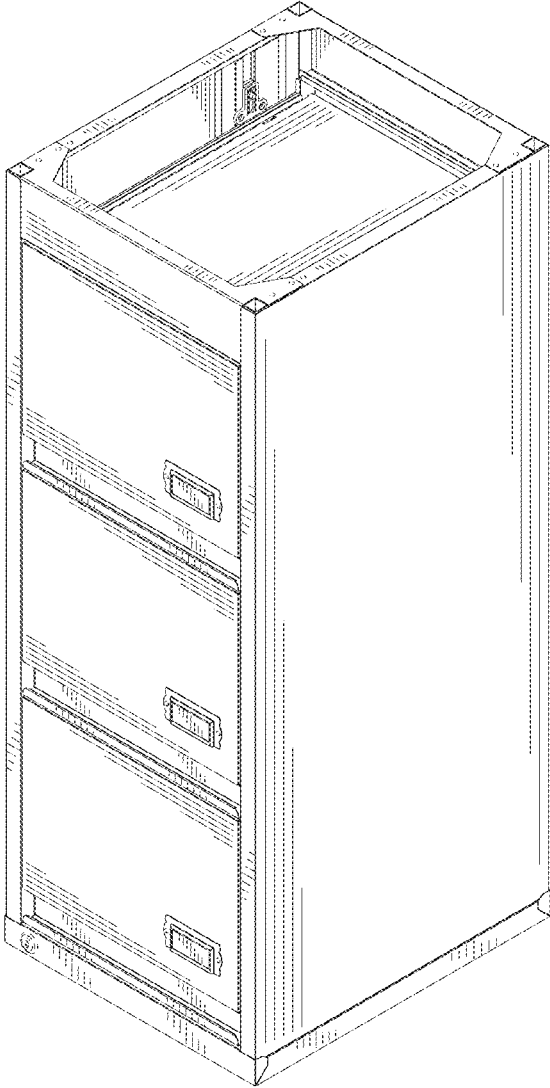


FIG.12

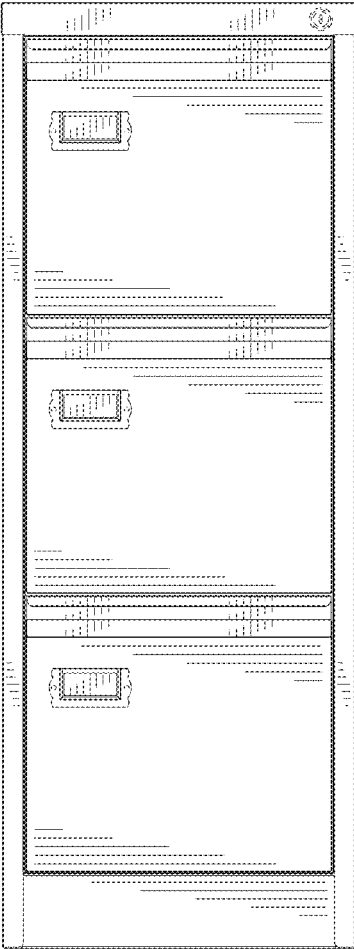


FIG.13

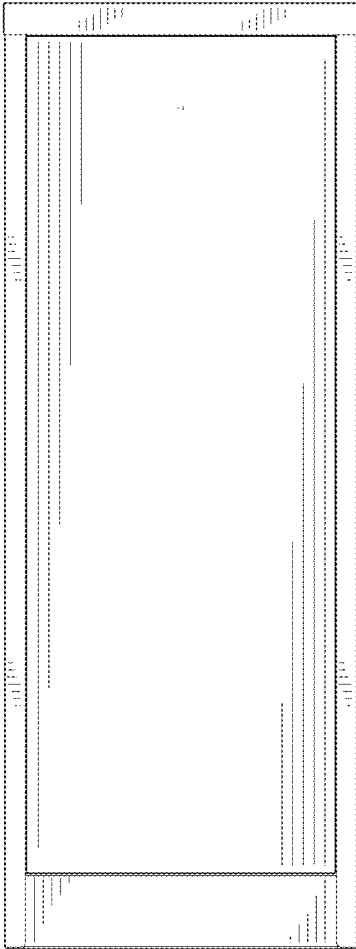


FIG.14




FIG.15




FIG.16




FIG.17

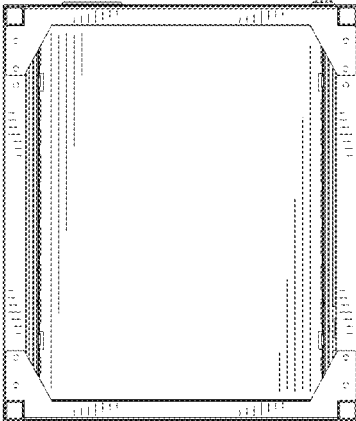


FIG.18

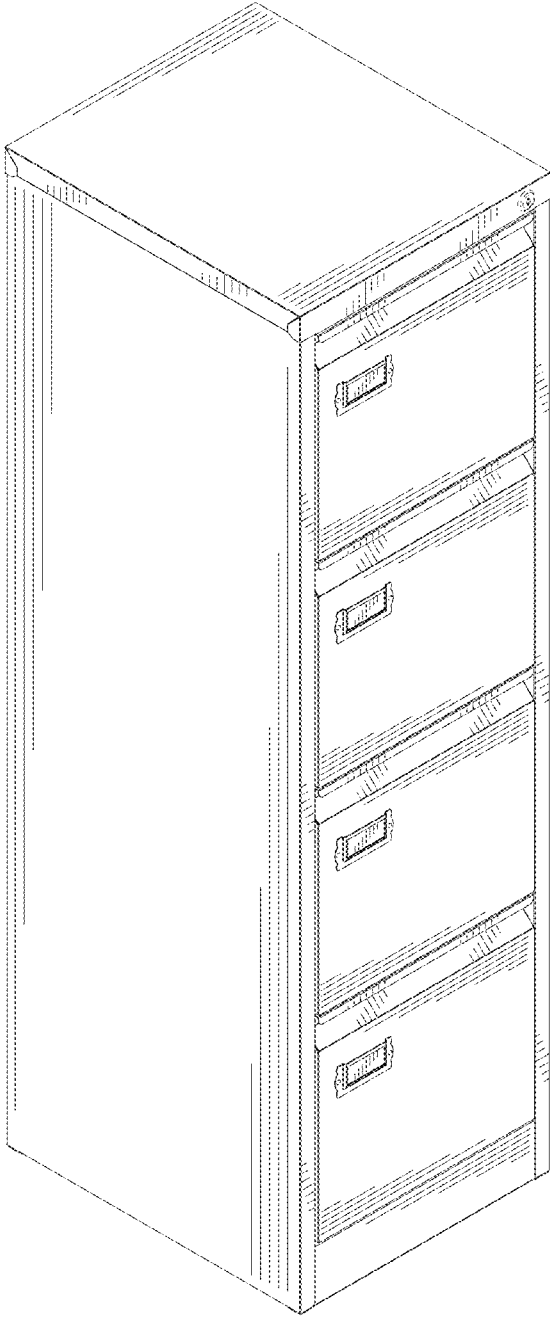


FIG.19




FIG.20

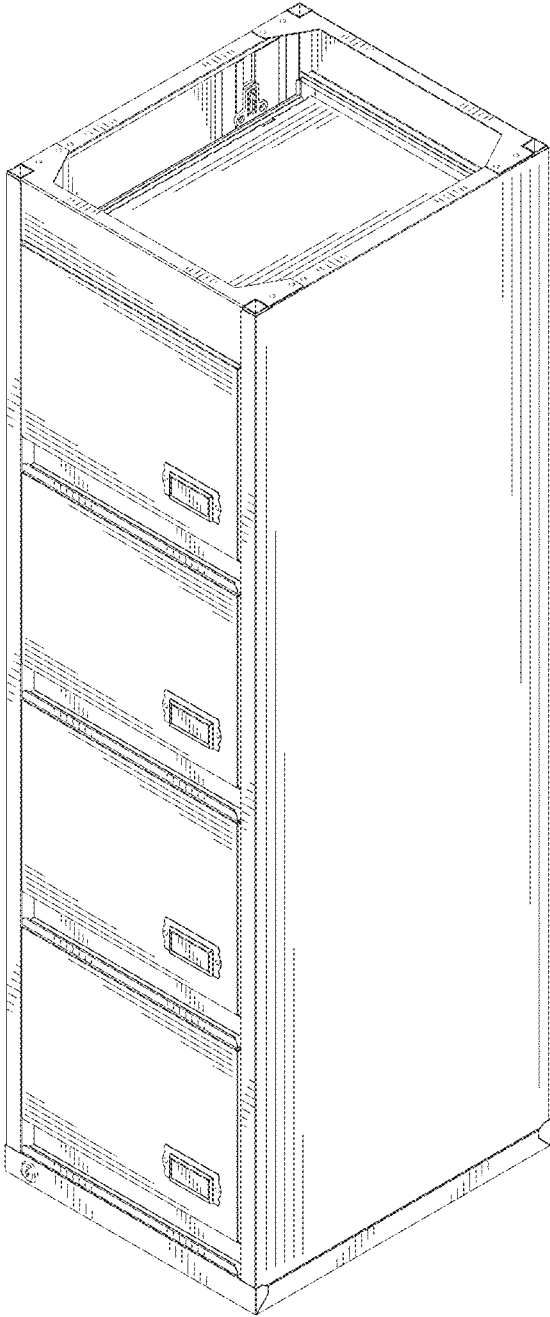


FIG.21

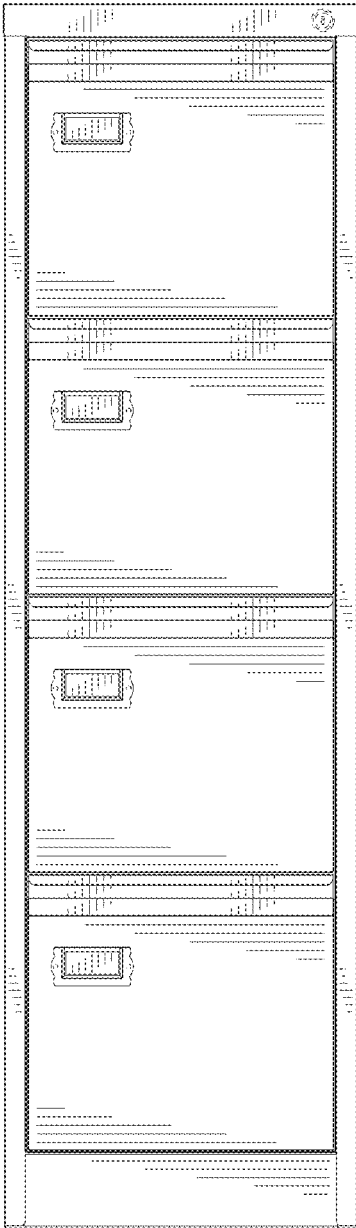


FIG. 22

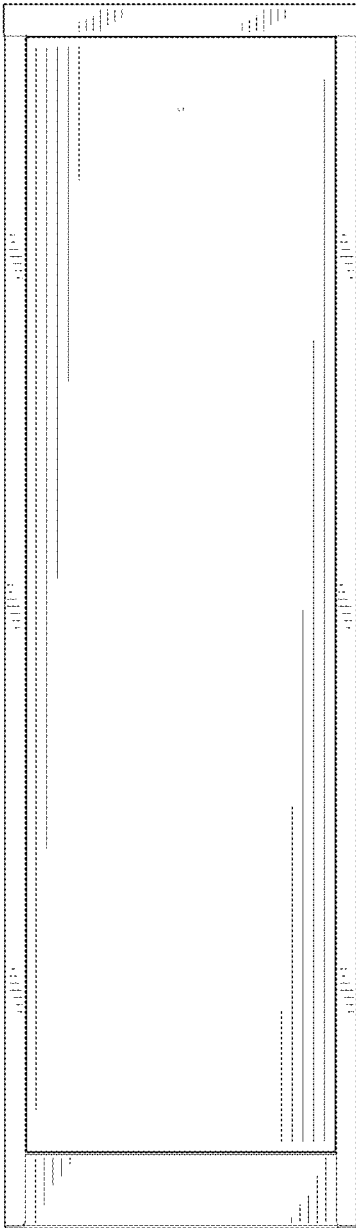


FIG.23




FIG.24




FIG.25




FIG.26

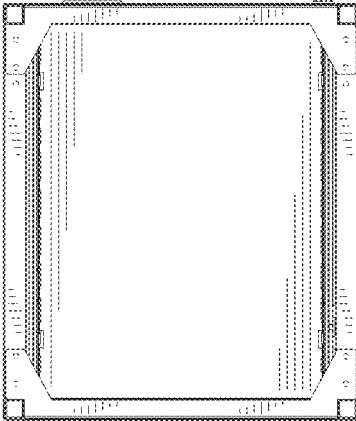


FIG.27