

(12) INTERNATIONAL APPLICATION PUBLISHED UNDER THE PATENT COOPERATION TREATY (PCT)

(19) World Intellectual Property Organization  
International Bureau



(43) International Publication Date  
24 December 2003 (24.12.2003)

PCT

(10) International Publication Number  
**WO 03/106456 A2**

(51) International Patent Classification<sup>7</sup>: **C07D 451/04**,  
451/14, A61K 31/46, A61P 3/10, C07D 277/06, 207/06,  
207/16, 263/04, 263/06

H-1131 Budapest (HU). **VARGA, Márton** [HU/HU];  
Barátság u. 9, H-2120 Dunakeszi (HU).

(21) International Application Number: PCT/HU03/00041

(74) Agent: **SANOFI-SYNTHELABO**; c/o György Mihályi  
and Katalin Mármarosí, Tó u. 1-5, H-1045 Budapest (HU).

(22) International Filing Date: 11 June 2003 (11.06.2003)

(25) Filing Language: English

(26) Publication Language: English

(30) Priority Data:  
P0202001 14 June 2002 (14.06.2002) HU

(81) Designated States (*national*): AE, AG, AL, AM, AT, AU,  
AZ, BA, BB, BG, BR, BY, BZ, CA, CH, CN, CO, CR, CU,  
CZ, DE, DK, DM, DZ, EC, EE, ES, FI, GB, GD, GE, GH,  
GM, HR, HU, ID, IL, IN, IS, JP, KE, KG, KP, KR, KZ, LC,  
LK, LR, LS, LT, LU, LV, MA, MD, MG, MK, MN, MW,  
MX, MZ, NI, NO, NZ, OM, PH, PL, PT, RO, RU, SC, SD,  
SE, SG, SK, SL, TJ, TM, TN, TR, TT, TZ, UA, UG, US,  
UZ, VC, VN, YU, ZA, ZM, ZW.

(71) Applicant (*for all designated States except US*): **SANOFI-SYNTHELABO** [FR/FR]; 174 avenue de France, F-75013 Paris (FR).

(84) Designated States (*regional*): ARIPO patent (GH, GM, KE, LS, MW, MZ, SD, SL, SZ, TZ, UG, ZM, ZW), Eurasian patent (AM, AZ, BY, KG, KZ, MD, RU, TJ, TM), European patent (AT, BE, BG, CH, CY, CZ, DE, DK, EE, ES, FI, FR, GB, GR, HU, IE, IT, LU, MC, NL, PT, RO, SE, SI, SK, TR), OAPI patent (BF, BJ, CF, CG, CI, CM, GA, GN, GQ, GW, ML, MR, NE, SN, TD, TG).

(72) Inventors; and

(75) Inventors/Applicants (*for US only*): **ARÁNYI, Péter** [HU/HU]; Bimbó út 216/226, H-1026 Budapest (HU). **BALÁZS, László** [HU/HU]; Madách u.15., H-2120 Dunakeszi (HU). **BATA, Imre** [HU/HU]; Frankel Leó út 7, H-1027 Budapest (HU). **BÁTORI, Sándor** [HU/HU]; Rákóczi F. u. 268/A, H-1214 Budapest (HU). **BORONKAY, Éva** [HU/HU]; Cibakháza u. 42, H-1162 Budapest (HU). **KAPUI, Zoltán** [HU/HU]; Etele u. 56/a, H-1115 Budapest (HU). **SUSÁN, Edit** [HU/HU]; Hargita u. 21, H-2120 Dunakeszi (HU). **SZABÓ, Tibor** [HU/HU]; Alkotás u. 25, H-1123 Budapest (HU). **T. NAGY, Lajos** [HU/HU]; István u. 47., H-1078 Budapest (HU). **UR-BÁN-SZABÓ, Katalin** [HU/HU]; Szent László u. 158,

**Declaration under Rule 4.17:**

— *of inventorship (Rule 4.17(iv)) for US only*

**Published:**

— *without international search report and to be republished upon receipt of that report*

*For two-letter codes and other abbreviations, refer to the "Guidance Notes on Codes and Abbreviations" appearing at the beginning of each regular issue of the PCT Gazette.*



**WO 03/106456 A2**

(54) Title: NEW COMPOUNDS

(57) Abstract: The present invention relates to the novel compounds of the general formula (I) possessing DPP-IV inhibitory activity. These compounds contain tropane building blocks.

### New compounds

The present invention relates to the novel compounds of the general formula (I) possessing dipeptidyl-peptidase-IV enzyme inhibitory activity, as well as their salts, 5 solvates and isomers, to the pharmaceutical compositions containing them, to the therapeutic application of the compounds of the general formula (I), to the process of preparation of the compounds of the general formula (I) and of the new intermediates of the general formulae (II), (IV), (V), (VII), (VIII) and (IX).

The enzyme, dipeptidyl-peptidase-IV (DPP-IV), which is identical with the 10 lymphocyte surface glycoprotein CD26, a polypeptide with the molecular mass of 110 k Dalton, is formed in the tissues and organs of mammals. This enzyme can be found, among others, in the liver, in the Langerhans islands, in the renal cortex, in the lungs, and in certain tissues of the prostate and small intestine. Significant DPP-IV activity can be observed furthermore in the body liquors (as for instance in the plasma, serum and urine).

15 DPP-IV is a serine protease type enzyme, which has the unique specificity to cleave dipeptides from the N-terminals of the peptides, where the penultimate amino acid is primarily proline alanine or hydroxy-proline.

DPP-IV enzyme is responsible for the decomposition of the glucagon-like peptides, peptide-1 (GLP-1) and the GIP (gastric inhibitory polypeptide) in the body. The enzyme 20 GLP-1 strongly stimulates the insuline production of the pancrease, thus it has a direct, favourable effect on the glucose homeostasis, therefore DPP-IV inhibitors are suitable for the treatment of non-insuline dependent diabetes mellitus (NIDDM) and other diseases related with the DPP-IV enzyme activity including but not limited to diabetes, obesity, hyperlipidemia, dermatological or mucous membrane disorders, poriasis, intestinal 25 distress, constipation, autoimmune disorders such as encephalomyelitis, complement mediated disorders such as glomerulonepritis, lipodystrophy, and tissue damage, psychosomatic, depressive, and neurophysiatic disease such as anxiety, depression, insomnia, schizophrenia, epilepsy, spasm, and chronic pain, HIV infection, allergies, inflammation, arthritis, transplant rejection, high blood pressure, congestive heart failure,

tumors, and stress-induced abortions. There are a number of DPP-IV inhibitors known in the literature, but they have disadvantages as regards their activity, toxicity, stability and duration of action.

5 Our aim was to prepare new, effective and safe DPP-IV inhibitors.

We have found that the compounds of the general formula (I) wherein R stands for:

- a nitrogen-containing one- or two-ring aromatic moiety, preferably pyridyl, pyridazinyl, pyrimidinyl, pyrazinyl, imidazolyl, pirazolyl, thiazolyl, isothiazolyl, oxazolyl, isoxazolyl, oxadiazolyl, quinolinyl, isoquinolinyl, cinnolinyl, phthalazinyl, quinazolinyl,  
10 quinoxalinyl, benzimidazolyl, indazolyl, benzothiazolyl, benzisothiazolyl, benzoxazolyl or benzisoxazolyl moiety which are optionally mono- or disubstituted independently by one or two of the following groups: C1-4 alkyl groups, C1-4 alkoxy groups, halogen atom, trihalogenomethyl group, methylthio group, nitro group, cyano group, C2-5 alkoxy carbonyl groups or carboxamido group, or
- 15 - p-tolylsulfonyl group; or
- $R_{1a}$ -CH<sub>2</sub>-group, where the meaning of  $R_{1a}$  is hydrogen, C1-4 alkyl group, phenyl, benzyl, phenylethyl, phenylethenyl, naphthyl, pyridyl, quinolyl, isoquinolyl, cinnolinyl, phthalazinyl, quinazolinyl, quinoxalinyl, thienyl, furyl or p-toluenesulfonyl moieties substituted independently by one or more C1-4 alkyl group, C1-4 alkoxy group,  
20 alkylenedioxy group, halogen atom, trihalogenomethyl, nitro or cyano group, or
- $R_{1b}$ -CO-group, where the meaning of  $R_{1b}$  is C1-4 alkyl group, phenyl, benzyl, phenylethyl, phenylethenyl, naphthyl, pyridyl, quinolyl, isoquinolyl, cinnolinyl, phthalazinyl, quinazolinyl or quinoxalinyl moieties substituted independently by one or more C1-4 alkyl groups, C1-4 alkoxy groups, alkylenedioxy group, halogen atom,  
25 trihalogenomethyl, nitro or cyano group; mono- or disubstituted amino group, saturated N-

containing heterocyclic moiety, preferably a group containing pyrrolidino, piperidino, piperazino or morpholino ring;

B stands for a group according to the formula (1) or (2) or (3) or (4);

Z stands for a groups of formula (A) or (B) or (C) or (D) or (E) or (F);

5 and the salts, isomers, tautomers, hydrates or solvates of the above compounds possess remarkable advantages in their activity, stability and toxicity.

In accordance with the accepted terminology, the configuration of the carbon atom next to the nitrogen of the N-containing pentacyclic ring is favourably *R* if Z stands for formula (A) and favourably *S* if Z stands for formula (B), (C), (D), (E), or (F). Term "halogen atom" means fluorine, chlorine, bromine or iodine atom. Term "C1-4 alkyl group" means 10 methyl, ethyl, propyl, isopropyl, n-butyl, isobutyl or tert.-butyl group. Term "C1-4 alkoxy group" means methoxy, ethoxy, propoxy, isopropoxy, n-butoxy, isobutoxy or tert.-butoxy group. In term "trihalogenomethyl group" halogens mean fluoro, chloro, bromo or iodine. Term "C2-5 alkoxy carbonyl" means methoxycarbonyl, ethoxycarbonyl, propoxycarbonyl, 15 isopropoxycarbonyl, n-butoxycarbonyl, isobutoxycarbonyl or tert.-butoxycarbonyl group. One of the advantageous groups of the general formula (I) - wherein R means pyrimidinyl-, pyridinyl-, pyrazinyl-, pyridazinyl-, benzothiazolyl-, benzisothiazolyl-, benzoxazolyl-, benzisoxazolyl-group which is in a given case independently from each other mono- or disubstituted by one or two of the following group: C1-4 alkyl groups, C1-4 alkoxy groups 20 halogen atom, nitro groups, cyano groups, C2-5 alkoxy carbonyl groups or carboxamido groups, or

p-tolylsulfonyl-group; or

R<sub>1a</sub> - CH<sub>2</sub>-group wherein the meaning of R<sub>1a</sub> is benzyl group or phenylethenyl group substituted in a given case independently by one or more C1-4 alkyl or alkylene dioxy 25 group; or

R<sub>1b</sub> CO-group where the meaning of R<sub>1b</sub> is phenyl, benzyl, phenylethyl, phenylethenyl or piperidino group which is in a given case substituted independently from each other by alkylenedioxy group;

B stands for a group of the formula (1) or (2) or (3) or (4) ;

5 Z stands for a group of formula (A) or formula (B) ; - and the salts, isomers, tautomers, hydrates or solvates thereof.

Especially advantageous are the compounds of the general formula (I) wherein the meaning of R is 2-pyrimidyl, 2-pyridazolyl or 2-pyridyl group substituted with nitro or cyano  
10 group and Z stands for formula (A) or (B); such compounds are for instance (4*R*)-3-(2-{{8-(2-pyrimidinyl)-8-azabicyclo[3.2.1] oct-3-yl}*exo*-amino} acetyl)thiazolidine-4-carbonitrile, (4*R*)-3-(2-{{8-(5-cyano-pyridin-2-yl)-8-azabicyclo[3.2.1]octan-3-yl]-*exo*-amino} acetyl)thiazolidine-4-carbonitrile, (4*R*)-3-(2-{{8-(5-cyanopyridin-2-yl)-8-azabicyclo[3.2.1]octan-3-yl]-*endo*-amino} acetyl)thiazolidine-4-carbonitrile, (4*R*)-3-(2-{{8-(2-pyrazinyl)-8-azabicyclo[3.2.1]octan-3-yl]-*exo*-amino} acetyl)thiazolidine-4-carbonitrile  
15 and (2*S*)-1-(2-{{8-(5-nitropyridin-2-yl)-8-azabicyclo[3.2.1]octan-3-yl]-*exo*-amino} acetyl) pyrrolidine-2-carbonitrile.

The compounds of the general formula (I) according to our invention – wherein the meanings of R and B and Z are as defined above - can be prepared by alkylation of the  
20 cyclic primary amines of the general formula (II) with the chloroacetylcarbonitrile derivatives of the general formula (III) – wherein the meaning of B and Z are as defined above – and, if desired, the resulting compounds are transformed into their salts or solvates (Scheme 1).

In the course of the alkylation the chloroacetylcarbonitrile derivatives of the  
25 general formula (III) or cyclic primary amines of the general formula (II) are applied in

excess, and the resulting hydrogen chloride is bound by various acid binding agents, preferably by a base, such as for instance 1,8-diazabicyclo[5.4.0]undec-7-ene (DBU), triethylamine, potassium carbonate or polymer-supported 2-*tert*-butylimino-2-diethylamino-1,3-dimethyl-perhydro-1,3,2-diazaphosphorine (PBEMP), which is known as  
5 super base. The reaction is preferably performed at a temperature between 25 and 75 °C in 3-16 hours.

The primary amines of the general formula (II) are prepared in a two-step synthesis (Scheme 2). In the first step the starting protected cyclic secondary amine - the compound of the general formula (IV), wherein Y stands *tert*-butoxycarbonyl group - is arylated with  
10 a compound of the general formula (X), wherein X is a halogeno atom in the R-X compounds, preferably chloro or bromo atom. Depending on the meaning of R, arylation can be performed in a polar, protic or aprotic solvent, preferably in an alcohol (ethanol, *n*-butanol,  
*n*-pentanol), at a temperature between 78 and 136 °C, or without solvent, in microwave  
15 oven, using excess amine or DBU as acid binding agent.

For starting material the protected cyclic secondary amines of the general formula (IV) - known from the literature - are used, *tert*-butyl 8-azabicyclo[3.2.1]oct-3-yl-*exo*-carbamate (B = formula (1)) and *tert*-butyl 8-aza-bicyclo[3.2.1]oct-3-yl-*endo*-carbamate (B = formula (2)) (*J. Med. Chem.* **1991**, *34*, 656), or *tert*-butyl 9-azabicyclo[3.3.1]non-3-yl-  
20 *exo*-carbamate (B = formula (3)) and *tert*-butyl 9-azabicyclo-[3.3.1]non-3-yl-*endo*-carbamate (B = formula (4)), (*J. Med. Chem.* **1993**, *36*, 3707)) (Y = *tert*-butoxycarbonyl group).

In the second step the protecting Y group is removed by acidic hydrolysis from the arylated amine of the general formula (V) – wherein the meanings of R and Y are as  
25 defined above. The reaction is carried out in aqueous hydrochloric acid or in ethanolic hydrogen chloride solution, at a temperature between 25 and 78 °C, to produce the cyclic

primary amines of the general formula (II) – wherein the meaning of R is the same as defined above.

In cases where R is a R<sub>1a</sub>-CH<sub>2</sub>- or R<sub>1b</sub>-CO-group, the compound of the general formula (IV) is reacted with a compound of general formula (X), namely a R<sub>1a</sub>-CH<sub>2</sub>X or  
5 R<sub>1b</sub>-COX compound - wherein the meaning of X is a leaving group, preferably a chloro atom - favourably at a temperature around 0°C, using an inorganic or organic base, preferably triethylamine as acid binding agent. From the resulting compound of general formula (V) the protecting group Y – wherein the meaning of Y is *tert*-butoxycarbonyl group - is cleaved under acidic conditions, preferably by trifluoroacetic acid in  
10 dichloromethane solution, at a temperature between 0 °C and 30°C, obtaining thus the compound of the general formula (II) – wherein the meaning of R is a R<sub>1a</sub>-CH<sub>2</sub>- or R<sub>1b</sub>-CO- group.

The chloroacetylcyano compounds of the general formula (III) –wherein the  
15 meaning Z is as defined above - are known (Z = (B): Villhauer et al. *J. Med. Chem.* **2002**, 45, 2362) or prepared in a four-step synthesis (Scheme 3).

The starting compounds are the N-containing pentacyclic carboxylic acids with the nitrogen protected with *tert*-butoxycarbonyl group - compounds of the general formula (VI) - wherein the meaning of Z is as defined above. These compounds can be prepared by  
20 methods written in the literature (Z = (A): J. Kitcin et al. *J. Med. Chem.* **1994**, 37, 3707; Z = (C): S. Conti et al. *Tetrahedron* **1994**, 50, 13493; Z = (D): S.C. Mayer et al. *J. Org. Chem.* **1994**, 59, 5192)) or commercially available (Z = (E): *Aldrich*).

In the first step a mixed anhydride is prepared with pivaloyl chloride or chloroformic acid ethyl ester, then the carbamoyl derivatives of the general formula (VII) –  
25 wherein the meaning of Z is the same as defined above - are formed with aqueous

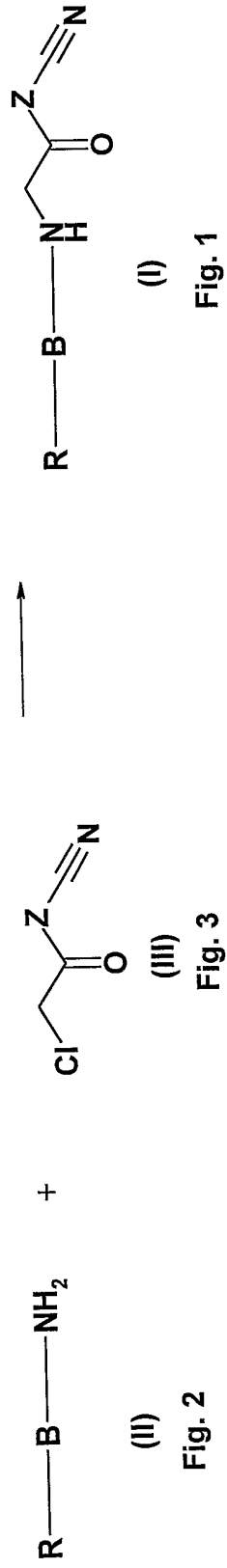
ammonia. The reaction is preferably carried out in a halogenated solvent (chloroform, dichloromethane) under  $-5^{\circ}\text{C}$  in 2-4 hour reactions.

In the second step the *tert*-butoxycarbonyl group is cleaved by ethanolic hydrogen chloride solution. Hydrolysis takes place at  $0 - 25^{\circ}\text{C}$  in 3-5 hours and the hydrochlorides of  
5 the carboxamides of the general formula (VIII) – wherein the meaning of Z is the same as defined above - are obtained.

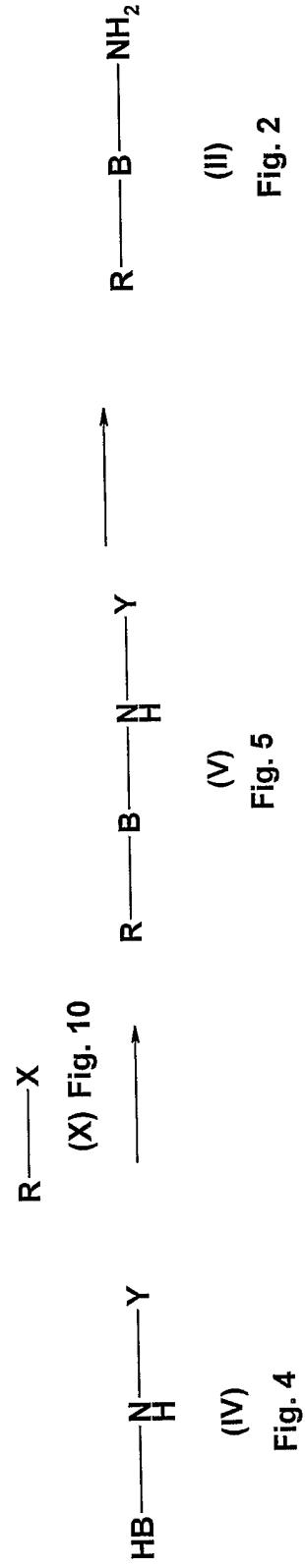
The resulting pentacyclic carboxamides of the general formula (VIII) are in the third step acylated with chloroacetyl chloride, preferably at  $0^{\circ}\text{C}$  in a halogenated solvent (chloroform, dichloromethane) in 2-4 hours to obtain the chloroacetylcarbamoyl  
10 derivatives of the general formula (IX) – wherein the meaning of Z is the same as defined above.

In the fourth step the chloroacetylcarbamoyl derivatives of the general formula (IX) – wherein the meaning of Z is as defined above - are dehydrated to yield the chloroacetylcarbonitrile derivatives of the general formula (III). Dehydration is preferably  
15 carried out with oxalyl chloride in DMF at a temperature below  $0^{\circ}\text{C}$  or with phosphorous oxychloride in dichloromethane at the boiling point.

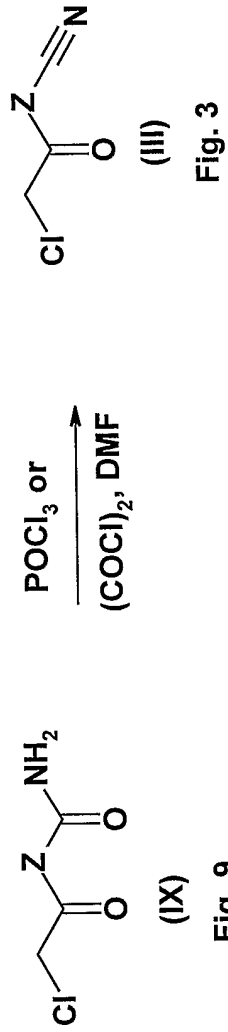
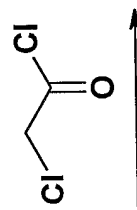
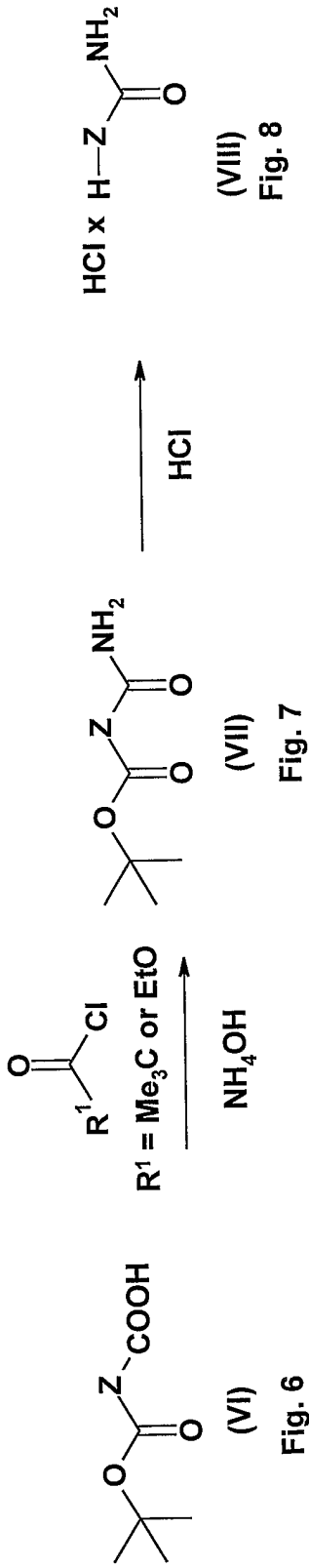




Scheme 1



Scheme 2



Scheme 3

**Biological investigations**

DPP-IV enzyme inhibitory activities of the compounds with the general formula (I) were  
5 determined by the following method:

**Applied conditions of the assay:**

DPP-IV. source: solubilized crude extractum from CaCo/Tc-7 cells  
10 content: 0.8-1 µg/assay  
Substrate: H-Gly-Pro-AMC (Bachem)  
Reaction: 1 hour preincubation with inhibitors at 37°C ,  
30 min reaction time at 37°C  
Stop solution: 1M Na-acetate buffer (pH=4.2)  
15  
Reaction mixture: 10 µl enzyme solution  
10 µl test compound or assay buffer  
55 µl assay buffer  
25 µl substrate  
20 300 µl stop solution  
Measurement: spectrofluorometric determination by Tecan plate reader  
(Ex: 360nm Em: 465nm)

25 The reaction of the DPP-IV enzyme and the H-Gly-Pro-AMC substrate is recorded  
by the liberation of AMC (7-amino-4-methylcoumarin) at 37°C in 100 mM Tris-HCl,

pH=7.5 (assay buffer). Standard curve of AMC is linear up to 31.25  $\mu\text{M}$  concentration, that is why we used the relative fluorescence unit (RFU) of AMC formed. It is detected using 360 nm excitation and 465 nm emission filters (30  $\mu\text{s}$  integration time, Gain 25, No. of Flashes 50) by Tecan Spectrofluor Plus plate reader. Under these conditions enzyme reaction is linear for at least 30 min, and the enzyme dependence is linear up to 2.5  $\mu\text{g}$  protein (up to 700 RFU). Using 1-0.8  $\mu\text{g}$  of extracted protein  $K_m$  for H-Gly-Pro-AMC is 50  $\mu\text{M}$ . Higher than 500  $\mu\text{M}$  substrate concentration caused fluorescent detection problems (inner filter effect) that can be solved by dilution of the samples.

10 The assay is designed to detect as efficiently as possible the active inhibitors using a 60 min preincubation time at 37°C. The assay is conducted by adding 0.8-1  $\mu\text{g}$  protein extract in 10  $\mu\text{l}$  enzyme solution (using assay buffer: 100 mM Tris-HCl, pH=7.5) to the wells containing the test compounds in 10  $\mu\text{l}$  volume and the 55  $\mu\text{l}$  assay buffer (65  $\mu\text{l}$  assay buffer in the case of controls). After the preincubation period, the reaction is started by the addition of 25  $\mu\text{l}$  1mM H-Gly-Pro-AMC substrate solution (250  $\mu\text{M}$  final concentration).

15 The final test volume is 100  $\mu\text{l}$  and the test solution contains 1% DMSO coming from the test compounds solution. Reaction time is 30 min at 37 °C, and the reaction is stopped by adding 300  $\mu\text{l}$  1M Na-acetate buffer, pH= 4.2. The fluorescence (RFU) of AMC formed is detected using 360 nm excitation and 465 emission filters in Tecan spectrofluor Plus plate reader (30  $\mu\text{s}$  integration time, Gain 25 No. of Flashes 50).

20 Inhibition % are calculated using the RFU of control and RFU of blank.

$\text{IC}_{50}$  values characteristic for the enzyme inhibitory effect of the compounds of the general formula (I). These compounds show low  $\text{IC}_{50}$  values in comparison with the known compounds. They are strong and long acting enzyme inhibitors.

25

The compounds of the general formula (I) and their salts, solvates and isomers can be formulated to orally or parenterally applicable pharmaceutical compositions by methods known per se, by mixing them with one or more pharmaceutically accepted support material or diluent and can be administered as a unitary dosage form.

5 The appropriate unitary dosage form comprise the oral forms, such as tablets, hard or soft gelatin capsules, powders, granules and oral solutions or suspensions, the sublingual, buccal, intratracheal, intraocular, intranasal forms, by inhalation, the topical, transdermal, sub-cutaneous, intramuscular or intra-venous forms, the rectal forms and the implants. For the topical application, the compounds of the invention may be used as  
10 creams, gels, ointments of lotions.

As an example, a unitary dosage form for a compound according to the invention, in the form of a tablet, can comprise the following ingredients:

A compound of the general formula (I)	50.0 mg
15 Mannitol	223.75 mg
Croscarmellose sodium	6.0 mg
Maize starch	15.0 mg
Hydroxypropyl methylcellulose	2.25 mg
Magnesium stearate	3.0 mg.

20

The daily dose of the compounds of the general formula (I) depends on several factors, thus on the nature and seriousness of the disease of the patient, on the mode of application and on the compound itself.

25 Further details of the invention are demonstrated by the examples below, without limiting the claims to the examples.

Figure 1 shows compounds of the general formula (I),

Figure 2 shows compounds of the general formula (II),

30 Figure 3 shows compounds of the general formula (III),

- Figure 4 shows compounds of the general formula (IV),  
Figure 5 shows compounds of the general formula (V),  
Figure 6 shows compounds of the general formula (VI),  
Figure 7 shows compounds of the general formula (VII),  
5 Figure 8 shows compounds of the general formula (VIII),  
Figure 9 shows compounds of the general formula (IX),  
Figure 10 shows compounds of the general formula (X),  
Figure 11 shows formula (1),  
Figure 12 shows formula (2),  
10 Figure 13 shows formula (3),  
Figure 14 shows formula (4),  
Figure 15 shows formula (A),  
Figure 16 shows formula (B),  
Figure 17 shows formula (C),  
15 Figure 18 shows formula (D),  
Figure 19 shows formula (E),  
Figure 20 shows formula (F).

**Example 1.**

(4R)-3-(2-{[8-(2-Pyrimidinyl)-8-azabicyclo[3.2.1]oct-3-yl]exo-amino}acetyl) thiazolidine-4-carbonitrile

The meaning of R is 2-pyrimidinyl group, B means a group of formula (1), Z means a  
5 group of formula (A) in general formula (I).

a.) tert-Butyl 8-(2-pyrimidinyl)-8-azabicyclo[3.2.1]oct-3-yl-exo-carbamate with the  
general formula (V) - where R and B are given above, Y is *tert*-butoxycarbonyl group

14,7 g (65 mmol) of *tert*-butyl 8-benzyl-8-azabicyclo[3.2.1]oct-3-yl-*exo*-  
10 carbamate (*J. Med. Chem.* **1991**, *34*, 656) and 8,93 g (78 mmol) of  
2-chloropyrimidine and 12,7 ml (85 mmol) of 1,8-diazabicyclo[5.4.0]undec-7-ene were  
dissolved in 230 ml of *n*-pentanol and heated under reflux for 4 hours. The solvents were  
evaporated and the residue was dissolved in 250 ml of chloroform and washed with 2x300  
ml of water, dried over sodium sulfate, and purified by column chromatography using *n*-  
15 hexane - ethyl acetate- chloroform (1:1:1) as eluent to result in white crystals which were  
trituated with *n*-hexane. Yield: 13,25 g (67%). M.p.: 113-115°C. <sup>1</sup>H-NMR (CDCl<sub>3</sub>): δ  
1.34 (s, 9H), 1.49 (t, 2H), 1.66-1.97 (m, 6H), 3.89 (br, 1H), 4.61 (d, 2H), 6.60 (t+br,  
1+1H), 8.34 (d, 2H).

20 b.) 8-(2-Pyrimidinyl)-8-azabicyclo[3.2.1]oct-3-yl-exo-amine  
with the general formula (II), where R and B are given in step 1a.)

13 g (43 mmol) of *tert*-butyl 8-(2-pyrimidinyl)-8-azabicyclo[3.2.1]oct-3-yl-*exo*-  
carbamate was dissolved in a mixture of 120 ml of trifluoroacetic acid and 120 ml of  
dichloromethane. The solution was stirred for 30 minutes and evaporated. The residue was  
25 dissolved in 50 ml of dichloromethane and evaporated. This method was repeated three

times and the final organic solution was extracted with 100 ml of saturated aqueous sodium carbonate solution. The layers were separated and the aqueous phase was washed with 4x50 ml of dichloromethane. The combined organic layers were dried over sodium sulfate and evaporated to result in a white powder which was triturated with *n*-hexane. Yield: 6,7  
5 g (77%). M.p.: 56-59°C. <sup>1</sup>H-NMR (DMSO-d<sub>6</sub>): δ 1.29 (t, 2H), 1.64-1.98 (m, 6H), 3.19 (m, 1H), 4.58 (dd, 2H), 6.57 (t, 1H), 8,33 (d,2H).

c.) *tert*-Butyl (4*R*)-4-(aminocarbonyl)thiazolidine-3-carboxylate

with the general formula (VII), where Z means a group of formula (A)

10 11,1 g (47,6 mmol) of (4*R*)-3-(*tert*-butoxycarbonyl)thiazolidine-4-carboxylic acid (*J. Med. Chem.* **1994**, 37, 3707) was dissolved in 125 ml of dichloromethane and 8 ml (57,5 mmol) of triethylamine was added. To the resulting mixture 5,85 ml (47,6 mmol) of pivaloyl chloride was added dropwise at -15°C, the mixture was stirred at that temperature for an additional 1 hour, then 12,5 ml of 25% aqueous ammonia was added and stirring  
15 was continued for 1 hour. The reaction mixture was washed consecutively with water, 1 *N* NaOH solution and water, dried over sodium sulfate: 5,9 g (88 %) expected product was obtained as colourless oil. <sup>1</sup>H-NMR (DMSO-d<sub>6</sub>): □ 1.39 (s, 9H), 3.00 and 3.25 (q, 2x1H), 4.32 and 4.57 (q, 2x1H), 4.3-4.59 (br, 1H), 7.11 and 7.43 (s, 2x1H).

20 d.) (4*R*)-Thiazolidine-4-carboxamide hydrochloride

with the general formula (VIII), where Z means a group of formula (A)

9,25 g (39,8 mmol) of *tert*-butyl (4*R*)-4-(aminocarbonyl)thiazolidine-3-carboxylate was dissolved in 45 ml of 25% ethanolic hydrogen chloride solution and stirred for 5 hours. The resulting white crystals were filtered off, washed with diethyl ether. Yield: 5.42  
25 g (81%), mp.: 216-217 °C. <sup>1</sup>H-NMR (DMSO-d<sub>6</sub>): □ 3.04 and 3.6 (q, 2x1H), 4.8 (q, 2H), 4.8 (q, 1H), 7.6 and 8.17 (s, 2x1H), 10.09 (broad, 2H).



e.) (4R)-3-(2-Chloroacetyl)thiazolidine-4-carboxamide

with the general formula (IX), where Z means a group of formula (A)

To the suspension of 8,83 g (52,3 mmol) of (4R)-thiazolidine-4-carboxamide  
5 hydrochloride in 180 ml of dichloromethane 14,7 ml (105 mmol) of triethylamine, then  
4,46 ml (56 mmol) of chloroacetyl chloride in 20 ml of dichloromethane were added  
dropwise, at 0°C. The mixture was stirred for 30 minutes, allowed to warm to room  
temperature, stirred for additional 2 hours. The resulting mixture was extracted with 3 x  
200 ml of water, the combined aqueous phase was concentrated in vacuum to ~ 1/3 of its  
10 volume and made alkaline with 20% NaOH solution. The expected product was obtained  
as white crystals. Yield: 8,12 g (75%), mp.: 119-121°C. <sup>1</sup>H-NMR (DMSO-d<sub>6</sub>): □ 3.05 and  
3.23 (q, 2x1H), 4.39-4.54 (m, 3H), 4.71 (d, 2H), 7.20 and 7.43 (s, 2x1H).

f.) (4R)-3-(2-Chloroacetyl)thiazolidine-4-carbonitrile

15 with the general formula (III), where Z means a group of formula (A)

7,78 g (37,3 mmol) of (4R)-3-(2-chloroacetyl)thiazolidine-4-carbox-amide was  
suspended in 65 ml of dry acetonitrile, to the suspension 3,7 ml of dry dimethylformamide,  
then at -10°C, dropwise, the solution of 3,51 ml (40,6 mmol) of oxalyl chloride in 8 ml  
acetonitrile was added. The mixture was stirred for 1 hour and 6.6 ml of dry pyridine was  
20 dropped to it. After 1 hour of stirring the mixture was evaporated to dryness, the residue  
was mixed with water and extracted with dichloromethane. The combined organic phase  
was washed with 1:1 hydrochloric acid, then with water. After drying and evaporation the  
expected product crystallizes from ethanol: 3,09 g (43%).

Mp: 106-108 °C. <sup>1</sup>H-NMR (CDCl<sub>3</sub>): □ 3.33 (d, 2H), 4.14 (s, 2H), 4.69 (q, 2H), 5.27 (s,  
25 1H).

g.) (4R)-3-(2-{[8-(2-Pyrimidinyl)-8-azabicyclo[3.2.1]oct-3-yl]-exo-amino} acetyl)thiazolidine-4-carbonitrile

245 mg (1,2 mmol) of 8-(2-pyrimidinyl)-8-azabicyclo[3.2.1]oct-3-yl-*exo*-amine and 191 mg (1 mmol) of (4R)-3-(2-chloroacetyl)thiazolidine-4-carbonitrile and 0,42 ml (3 mmol) of triethylamine were dissolved in 20 ml of dry acetonitrile and stirred at 70°C for 4 hours and then at room temperature overnight. Then the mixture was evaporated to give a yellow thick oil which was purified by column chromatography using chloroform-methanol (9:1) as the eluent to result in a solid white product which was crystallized from diethyl ether. Yield: 191 mg (53%). M.p.: 135-136°C. <sup>1</sup>H-NMR (400 MHz, DMSO-d<sub>6</sub>): δ 1.33 (td, 2H), 1.6-2.0 (m, 5H), 3.05 (tt, 1H), 3.32 (m, 2H), 3.44 (ddd, 2H), 4.63 (s, 2H), 4.56 (d, 1H), 4.61 (m,2H), 4.70 (m,1H), 5.23 (dd, 1H), 6.60 (t, 1H), 8.33 (m, 2H).

### Example 2.

(4R)-3-(2-{[8-(5-Cyanopyridin-2-yl)-8-azabicyclo[3.2.1]oct-3-yl]-exo-amino} acetyl)thiazolidine-4-carbonitrile dihydrochloride

In the general formula (I) R stands for 5-cyanopyridin-2-yl group, B means for the group of formula (1), Z stands for the group of formula (A).

a.) tert-Butyl 8-(5-cyanopyridin-2-yl)-8-azabicyclo[3.2.1]oct-3-yl-*exo*-carbamate with general formula (V), where R and B are given above, Y is *tert*-butoxycarbonyl group

The solution of 415 mg (3 mmol) of 2-chloro-5-cyanopyridine, 679 mg (3 mmol) of *tert*-butyl 8-benzyl-8-azabicyclo[3.2.1]oct-3-yl-*exo*-carbamate and 0,46 ml (3,1 mmol) of diazabicyclo[5.4.0]undecene in 25 ml of *n*-pentanol was refluxed for 8 hours. The resulting solution was evaporated in vacuum, the residue was dissolved in dichloromethane, washed with water and dried over sodium sulfate. After purification by chromatography using *n*-

hexane - ethyl acetate - chloroform (2:1:1) as eluent 608 mg (62 %) of the title material was obtained. Mp.: 141-143°C. <sup>1</sup>H-NMR (DMSO-d<sub>6</sub>): δ 1.38 (s, 9H), 1.44-1.68 (t; 2H), 1.67-2.01 (m, 6H), 3.88 (m, 1H), 4.60 (bs, 2H), 6.61 (d, 1H), 6.80 (d, 1H), 7.81 (dd, 1H), 8.48 (d, 1H).

5

b.) 8-(5-Cyanopyridin-2-yl)-8-azabicyclo[3.2.1]oct-3-yl-*exo*-amine

with the general formula (II) – where R and B are given in step 2a.)

The solution of 657 mg (2 mmol) of *tert*-butyl 8-(5-cyanopyridin-2-yl)-8-azabicyclo[3.2.1]oct-3-yl-*exo*-carbamate in 20 ml of 12% ethanolic hydrogen chloride solution was stirred at room temperature for 3 hours. To the resulting white suspension 20 ml of water was added to obtain a solution which was alkalized to pH>10 with 40% potassium hydroxide and extracted with dichloromethane. The organic phase was dried over sodium sulfate and evaporated. The residue was crystallized from *n*-hexane to obtain 259 mg (57%) of the title compound. Mp.: 123-124°C. <sup>1</sup>H-NMR (DMSO-d<sub>6</sub>): δ 1.26 (t, 2H), 1.68-1.93 (m, 6H), 3.12 (m, 1H), 4.57 (b, 2H), 6.78 (d, 1H), 7.79 (dd, 1H), 8.46 (d, 1H).

15

c.) (4*R*)-3-(2-{[8-(5-Cyanopyridin-2-yl)-8-azabicyclo[3.2.1]octan-3-yl]-*exo*-amino}acetyl)thiazolidine-4-carbonitrile dihydrochloride

20

114 mg (0,6 mmol) of 8-(5-cyanopyridin-2-yl)-8-azabicyclo[3.2.1]oct-3-yl-*exo*-amine and 114 mg (0,8 mmol) of (4*R*)-3-(2-chloroacetyl)thiazolidine-4-carbonitrile were dissolved in 20 ml of acetonitrile and to the solution 460 mg (1,1 mmol) of PBEMP is added. The mixture was stirred at 55°C for 16 hours, scavenger resin was filtered off and the filtrate was evaporated. The residue was purified by chromatography using chloroform - methanol (9:1) eluent. After acidification with ethanolic hydrogen chloride solution and

25

precipitation with diethyl ether the title compound was obtained in the form of white crystals: 75 mg (32 %), mp: 204-206°C. <sup>1</sup>H-NMR (DMSO-d<sub>6</sub>): δ 1.70-1.78 (m, 4H), 2.01 (m, 4H), 3.37 (m, 2H), 3.67 (m, 1H), 4.07 (m, 1H), 4.21 (m, 1H), 4.56 (d, 1H), 4.76-4.79 (m, 3H), 5.33 (m, 1H), 6.89 (d, 1H), 7.91 (dd, 1H), 8.53 (d, 1H), 9.01 (bs, 2H).

5

**Example 3.**

(4R)-3-(2-{[8-(2-Pyrazinyl)-8-azabicyclo[3.2.1]oct-3-yl]exo-amino}acetyl) thiazolidine-4-carbonitrile dihydrochloride

The meaning of R is 2-pyrazinyl group, B means a group of formula (1), Z means a group  
10 of formula (A) in general formula (I).

a.) tert-Butyl 8-(2-pyrazinyl)-8-azabicyclo[3.2.1]oct-3-yl-exo-carbamate

with the general formula (V) - where R and B are given above, Y is *tert*-butoxycarbonyl group

15 0,54 ml (6 mmol) of chloropyrazine, 1,13 g (6 mmol) of *tert*-butyl 8-benzyl-8-azabicyclo[3.2.1]oct-3-yl-*exo*-carbamate and 0,97 ml (6,5 mmol) of 1,8-diazabicyclo[5.4.0]undec-7-ene were dissolved in 40 ml of *n*-pentanol and heated under reflux for 50 hours. The solvent was evaporated, the residue was dissolved in 50 ml of chloroform, washed with 4x30 ml of water, dried over sodium sulfate, and purified by  
20 column chromatography using *n*-hexane - ethyl acetate - chloroform (3:1:1) as eluent to result in white crystals which was triturated with *n*-hexane. Yield: 0,55 g (36 %). M.p.: 122-123°C. <sup>1</sup>H-NMR (DMSO-d<sub>6</sub>): δ 1.34 (s, 9H), 1.44-1.66 (m; 2H), 1.67-1.99 (m, 6H), 3.88 (m, 1H), 4.56 (bs, 2H), 6.59 (d, 1H), 7.77 (d, 1H), 8.07 (dd, 1H), 8.17 (d, 1H).

25

b.) 8-(2-Pyrazinyl)-8-azabicyclo[3.2.1]oct-3-yl-*exo*-amine

with general formula (II), where R and B are given in step 3a.)

3,84 g (1,26 mmol) of *tert*-butyl 8-(2-pyrazinyl)-8-azabicyclo[3.2.1] oct-3-yl-*exo*-  
carbamate was dissolved in 20 ml of 12% ethanolic hydrochloric acid and the solution was  
5 stirred for 7 hours. Then 20 ml water was added to the formed suspension and the pH was  
made to 11 with aqueous potassium hydroxide. The layers were separated, the organic  
phase was dried, evaporated and purified by column chromatography using ethyl acetate –  
methanol – 25 % aqueous ammonia solution (17:3:1) as eluent to result in a pale yellow  
oil. Yield was 167 mg (65%). <sup>1</sup>H-NMR (DMSO-d<sub>6</sub>): δ 1.29 (t, 2H), 1.62-1.83 (m, 4H),  
10 1.84-2.00 (m, 2H), 3.12 (s, 1H), 4.57 (dd, 2H), 7.74 (d, 1H), 8.05 (dd, 1H), 8.15 (d, 1H).

c.) (4*R*)-3-(2-{[8-(2-Pyrazinyl)-8-azabicyclo[3.2.1]oct-3-yl]*exo*-amino}  
acetyl)thiazolidine-4-carbonitrile dihydrochloride

107 mg (0,52 mmol) of 8-(2-pyrazinyl)-8-azabicyclo[3.2.1]oct-3-yl-*exo*-amine and  
15 86 mg (0,45 mmol) of (4*R*)-3-(2-chloroacetyl)thiazolidine-4-carbonitrile were dissolved in  
15 ml of acetonitrile and to the solution 0,21 ml (1,5 mmol) of triethylamine was added.  
The mixture was stirred for 4 hours at 75 °C then evaporated in vacuum. The residue was  
purified by chromatography using chloroform - methanol (6:1) as eluent. After  
acidification with ethanolic hydrogen chloride solution and precipitation with diethyl ether,  
20 the title compound was obtained in the form of white crystals: 37 mg (19 %), mp: 165-  
170°C. <sup>1</sup>H-NMR (DMSO-d<sub>6</sub>): δ 1.76-1.80 (m, 4H), 1.95-2.01 (m, 4H), 3.35 (m, 2H), 3.63  
(m, 1H), 4.05 (m, 1H), 4.18 (m, 1H), 4.57 (d, 1H), 4.67(s, 2H), 4.78 (d, 1H), 5.32 (dd,1H),  
7.87 (d, 1H), 8.15 (dd, 1H), 8.28 (d, 1H), 8.99 (bs, 2H).

**Example 4.**

(2S)-1-(2-{[8-(5-Nitropyridin-2-yl)-8-azabicyclo[3.2.1]octan-3-yl]-exo-amino}acetyl)pyrrolidine-2-carbonitrile

The meaning of R is 5-nitropyridin-2-yl group, B means a group of formula (1), Z  
5 means a group of formula (B) in general formula (I).

a.) tert-Butyl 8-(5-nitropyridin-2-yl)-8-azabicyclo[3.2.1]oct-3-yl-exo-  
carbamate with (V) general formula, where R and B are given above, Y is *tert-*  
butoxycarbonyl group

10 476 mg (3 mmol) of 2-chloro-5-nitropyridine, 679 mg (3 mmol) of *tert*-butyl 8-  
benzyl-8-azabicyclo[3.2.1]oct-3-yl-*exo*-carbamate and 0,46 ml (3,1 mmol) of 1,8-  
diazabicyclo [5.4.0]undec-7-ene were dissolved in 25 ml of  
*n*-pentanol and heated under reflux for 1 hour. The solvent was evaporated, the residue was  
dissolved in 40 ml of chloroform, washed with 4x40 ml of water, dried over sodium sulfate  
15 and evaporated. The solid residue was triturated with diethyl ether to result in yellow  
crystals. Yield: 731 mg (70 %). M.p.: 212-214°C. <sup>1</sup>H-NMR (DMSO-d<sub>6</sub>): δ 1.34 (s, 9H),  
1.41-1.54 (m; 2H), 1.81-2.16 (m, 6H), 4.00 (m, 1H), 4.75 (bs, 2H), 6.63 (d, 1H), 6.82 (d,  
1H), 8.21 (dd, 1H), 8.98 (d, 1H).

20 b.) 8-(5-Nitropyridin-2-yl)-8-azabicyclo[3.2.1]oct-3-yl-*exo*-amine  
with general formula (II), where R and B are given in step 4a.)

651 mg of *tert*-butyl 8-(5-nitropyridin-2-yl)-8-azabicyclo[3.2.1]oct-3-yl-*exo*-  
carbamate (1,87 mmol) was dissolved in 20 ml of 12% ethanolic hydrochloric acid and the  
solution was stirred for 3 hours. Under cooling 90 ml 1*N* sodium hydroxide was added to  
25 the formed a suspension which was extracted 4 x 50 ml dichloromethane. The layers were  
separated, the organic phase was dried, evaporated and the residue was triturated with *n*-

hexane to result in yellow crystals. Yield is 426 mg (92%). M.p.: 175-178°C. <sup>1</sup>H-NMR (200 MHz, DMSO-d<sub>6</sub>): δ 1.29 (t, 2H), 1.68-1.98 (m, 6H), 3.17 (m, 1H), 4.64 (dd, 2H), 6.44 (d, 1H), 8.12 (dd, 1H), 8.95 (d, 1H).

5 c.) (2S)-1-(2-{[8-(5-Nitropyridin-2-yl)-8-azabicyclo[3.2.1]octan-3-yl]-exo-amino}acetyl)pyrrolidine-2-carbonitrile

112 mg (0,45 mmol) of 8-(5-nitropyridin-2-yl)-8-azabicyclo[3.2.1] oct-3-yl-*exo*-amine was reacted with 103 mg (0,54 mmol) of (2S)-1-(2-chloroacetyl)pyrrolidine-2-carbonitrile (*J. Med. Chem.* **2002**, *45*, 2362) in the presence of 450 mg (1,13 mmol) of  
10 PBEMP in 20 ml of acetonitrile, as described in Example 2c). After work-up and chromatographic purification (chloroform - methanol 9:1) the product was crystallized from ethyl acetate:  
75 mg (41 %). Mp.: 177-179 °C. <sup>1</sup>H-NMR (DMSO-d<sub>6</sub>): δ 1.34 (t, 2H), 1.88 (m, 3H), 1.93-2.01 (m, 6H), 2.11 (m, 2H), 3.07 (m, 1H), 3.32 (m, 1H), 3.38 (m, 1H), 3.55 (m, 1H), 4.50  
15 (b, 1H), 4.71 (m, 1H), 4.92 (b, 1H), 6.81 (d, 1H), 8.20 (dd, 1H), 8.97 (d, 1H).

### Example 5.

(4S)-3-(2-{[8-(Pyrimidin-2-yl)-8-azabicyclo[3.2.1]oct-3-yl]exo-amino}acetyl)-1,3-oxazolidine-4-carbonitrile

20 The meaning of R is pyrimidin-2-yl group, B means a group of formula (1), Z means a group of formula (C) in general formula (I).

a.) tert-Butyl (4S)-4-(aminocarbonyl)-1,3-oxazolidine-3-carboxylate

with the general formula (VII), where Z means a group of formula (C)

15,8 g (73 mmol) of (4S)-3-(*tert*-butoxycarbonyl)-1,3-oxazolidine-4-carboxylic acid  
25 (*Tetrahedron*, **1994**, *50*, 13493) was dissolved in 100 ml of dichloromethane and to the

solution 8 ml (73 mmol) of 4-methylmorpholine was added. To the resulting mixture dropwise, at -15 °C 7 ml (73 mmol) of ethyl chloroformate was added and the mixture was stirred at that temperature for 1 hour, then 30 ml of 25% aqueous ammonia solution was added dropwise and the mixture was stirred for 1 hour. The reaction mixture is washed  
5 with water, 1 N NaOH solution, then with water, dried over sodium sulphate and evaporated. On addition of diethyl ether 9,10 g (58%) of the above product crystallized. M.p.: 95-96°C. <sup>1</sup>H-NMR (CDCl<sub>3</sub>): δ 1.49 (s, 9H), 4.13 (m, 1H), 4.37 (m, 2H), 4.80 (d, 1H), 4.98 (d, 1H). 5.67 (bs, 1H) 6.58 (bs, 1H).

10 b.) (4S)-1,3-Oxazolidine-4-carboxamide hydrochloride

with the general formula (VIII), where Z means a group of formula (C)

5,4 g (15,7 mmol) of *tert*-butyl (4S)-4-(aminocarbonyl)-1,3-oxazolidine-3-carboxylate was dissolved in 25 ml of 25% ethanolic hydrogen chloride solution and stirred at room temperature for 4 hours. To the resulting suspension 150 ml of diethyl ether  
15 was added, the resulting white crystalline material was filtered off. 3,74 g (98%) of the above product are obtained.

M.p.: 155-158°C. <sup>1</sup>H-NMR (DMSO-d<sub>6</sub>): δ 4.00 (m, 1H), 4.21-4.39 (m, 2H) 4.68 (d, 1H), 4.77 (d, 1H), 7.82 (s, 1H), 8.17 (s, 1H), 10.12 (br, 2H).

20 c.) (4S)-3-(2-Chloroacetyl)-1,3-oxazolidine-4-carboxamide

with the general formula (IX), where Z means a group of formula (C)

2,82 g (18 mmol) of (4S)-1,3-oxazolidine-4-carboxamide hydrochloride was suspended in 50 ml of dichloromethane and to the suspension 5,6 ml (40 mmol) of triethylamine was added. To the resulting mixture dropwise, below -10 °C  
25 1,60 ml (20 mmol) of chloroacetyl chloride in 20 ml of dichloromethane was added. After 2 hour of stirring the suspension was poured into 500 ml of ethyl acetate, the precipitated



triethylamine hydrochloride was filtered off, the filtrate was evaporated and the residue was crystallized from dichloromethane. 2,30 g (65%) of the above product was obtained in the form of beige crystals. M.p.: 131-133°C. <sup>1</sup>H-NMR (DMSO-d<sub>6</sub>): δ 3.91 (m, 1H), 4.06-4.16 (m, 2H), 4.20-4.40 (m, 2H), 5.00 (q, 2H), 7.20 and 7.45 (s, 2x1H).

5

d.) (4S)-3-(2-Chloroacetyl)-1,3-oxazolidine-4-carbonitrile with the general formula (III), where Z means a group of formula (C)

2,12 g (11 mmol) of (4S)-3-(2-Chloroacetyl)-1,3-oxazolidine-4-carboxamide was dissolved in 200 ml of dichloromethane and 20 ml of acetonitrile then 2,62 ml (28 mmol) of phosphorous oxychloride was added thereto. The mixture was heated for 24 hours (if there was remaining starting material then it was refluxed further). During the reflux the solution became red and a sticky solid material was precipitated. The solution is decanted and 50 g of potassium carbonate was added to it. After stirring for an hour the solid salts were filtered off and the solution was evaporated. A red oil was received which was purified with column chromatography (dichloromethane - methanol 9:1). The white crystals were collected and triturated with diethyl ether. Yield: 1,1 g (53%). M.p.: 99-100°C. <sup>1</sup>H-NMR (CDCl<sub>3</sub>): δ 3.88-4.10 (m, 2H), 4.10-4.32 (m, 2H), 4.76 (m, 1H), 5.08 (q, 2H).

20 e.) (4S)-3-(2-{[8-(Pyrimidin-2-yl)-8-azabicyclo[3.2.1]oct-3-yl]exo-amino}acetyl)-1,3-oxazolidine-4-carbonitrile

245 mg (1,2 mmol) of 8-(2-pyrimidinyl)-8-azabicyclo[3.2.1]oct-3-yl-*exo*-amine and 175 mg (1 mmol) of (4S)-3-(2-Chloroacetyl)-1,3-oxazolidine-4-carbonitrile and 0,42 ml (3 mmol) of triethylamine were dissolved in 20 ml of dry acetonitrile and stirred at 70°C for 4 hours and then at room temperature overnight. Then the mixture was evaporated

25

to give a yellow thick oil which was purified by column chromatography using dichloromethane - methanol (9:1) as the eluent to result in a solid white product which was crystallized from diethyl ether. Yield: 248 mg (73%). M.p.: 122-125°C. <sup>1</sup>H-NMR (CDCl<sub>3</sub>): δ 1.60 (td, 2H), 1.72-1.92 (m, 4H), 2.07 (t, 2H), 3.13 (m, 1H), 3.37 (s, 2H), 3.49 (s, 1H),  
5 3.55 (b, 1H), 4.80 (m, 3H), 5.03 (d, 1H), 6.52 (t, 1H), 8.32 (dd, 2H).

### Example 6.

(2S)-1-(2-{[8-(5-cyanopyridin-2-yl)-8-azabicyclo[3.2.1]oct-3-yl]exo-amino}acetyl)-2,5-dihydro-1H-pyrrole-2-carbonitrile dihydrochloride

10 The meaning of R is 5-cyanopyridin-2-yl group, B means a group of formula (1), Z means a group of formula (D) in general formula (I).

a.) tert-Butyl (2S)-2-(aminocarbonyl)-2,5-dihydro-1H-pyrrole-1-carboxylate with the general formula (VII), where Z means a group of formula (D)

15 To a solution of 4,04 g (18,9 mmol) of (2S)-2,5-dihydro-1H-pyrrole-2-carboxylic acid (*J. Org. Chem.* **1994**, *59*, 5192) in 60 ml dichloromethane 2,9 ml (21 mmol) triethylamine was added. Pivaloyl chloride (2,4 ml, 20 mmol) in 9 ml dichloromethane was added dropwise at - 5 °C and the mixture was stirred at that temperature for 1 hour then 9,5 ml 25% aqueous ammonia solution was  
20 added and the mixture was stirred for 4 hours. The reaction mixture was washed with 3x100 ml water. The combined aqueous layer was extracted with 7x50 ml dichloromethane. The combined organic layer was dried over sodium sulphate and evaporated. The oily product was slowly crystallized. 3,09 g (77%) of the above product was obtained. M.p.: 127-133°C. <sup>1</sup>H-NMR (DMSO-d<sub>6</sub>): δ 1.36 (s, 9H), 4.07 (m, 2H), 4.70  
25 (m, 1H), 5.70 (m, 1H), 5.95 (m, 1H), 6.99 (br, 1H), 7.38 (br, 1H).

b.) (2S)-2,5-Dihydro-1H-pyrrole-2-carboxamide hydrochloride

with the general formula (VIII), where Z means a group of formula (D)

6,27 g (29,5 mmol) *tert*-butyl (2S)-2-(aminocarbonyl)-2,5-dihydro-1H-pyrrole-1-carboxylate was dissolved in 170 ml 25% ethanolic hydrogen chloride solution and stirred  
5 at room temperature for 6,5 hours. To the resulting suspension diethyl ether (300 ml) was added, the resulting white crystalline material was filtered off. 2,98 g (70%) of the above product was obtained.

M.p.: 181-184°C. <sup>1</sup>H-NMR (DMSO-d<sub>6</sub>): δ 4.00 (m, 2H), 4.94 (s, 1H), 5.97 (s, 2H), 7.77 (s, 1H), 8.29 (s, 1H), 8.71 (br, 1H), 10.87 (br, 1H).

10

c.) (2S)-1-(2-Chloroacetyl)-2,5-dihydro-1H-pyrrole-2-carboxamide

with the general formula (IX), where Z means a group of formula (D)

To a solution of 0,44 g (3 mmol) (2S)-2,5-dihydro-1H-pyrrole-2-carboxamide hydrochloride in 20 ml dichloromethane 4,1 ml (29,3 mmol) triethylamine was added  
15 below -5 °C. To this mixture a solution of 0,66 g (6,5 mmol) chloroacetyl chloride in 10 ml dichloromethane was added dropwise. After stirring for 30 min at -5°C and 3 hours at room temperature the suspension was evaporated. The residue was suspended in 50 ml ethyl acetate, filtered off and washed with ethyl acetate. The filtrate was evaporated and the residue was chromatographed in dichloromethane - methanol (40:1 □ 10:1) as eluent.  
20 0,26 g (46%) of the above product was obtained as colourless oil.

<sup>1</sup>H-NMR (DMSO-d<sub>6</sub>): δ 4.32 (m, 2H), 4.37 (q, 2H), 4.85 (m, major) and 5.12 (m, minor)(1H), 5.83 (m, 1H), 6.02 (m, 1H), 7.01 (br, major) and 7.33 (br, minor)(1H), 7.38 (br, major) and 7.69 (br, minor)(1H).

25

d.) (2S)-1-(2-Chloroacetyl)-2,5-dihydro-1H-pyrrole-2-carbonitrile

with the general formula (III), where Z means a group of formula (D)

To a solution of 0,25 g (1,32 mmol) (2S)-1-(2-chloroacetyl)-2,5-dihydro-1H-pyrrole-2-carboxamide in 8 ml acetonitrile and 0,15 ml dimethyl-formamide 0,13 ml (1,45  
5 mmol) phosphorous oxychloride in 2 ml acetonitrile was added dropwise at -5°C. The mixture was stirred at room temperature for 4 hours then diluted with 50 ml dichloromethane and washed with water and aqueous sodium hydrogen carbonate, dried and evaporated. The residue was purified by chromatography in dichlormethane – methanol (100:1) as eluent. Yield: 84 mg (37%),  
10 colourless oil. <sup>1</sup>H-NMR (CDCl<sub>3</sub>): δ 4.08 (s, 2H), 4.48 (m, 2H), 5.40 and 5.60 (m, 1H), 5.86 (m, minor) and 5.92 (m, major)(1H), 6.15 (m, major) and 6.24 (m, minor)(1H).

e.) (2S)-1-(2-{[8-(5-cyanopyridin-2-yl)-8-azabicyclo[3.2.1]oct-3-yl]exo-amino}acetyl)-2,5-dihydro-1H-pyrrole-2-carbonitrile dihydrochloride

To a solution of 0,25 g (1,1 mmol) of 8-(5-cyanopyridin-2-yl)-8-azabicyclo[3.2.1]oct-3-yl-*exo*-amine and 0,16 ml (1,2 mmol) triethylamine in 10 ml acetonitrile 0,17 g (1 mmol) (2S)-1-(2-Chloroacetyl)-2,5-dihydro-1H-pyrrole-2-carbonitrile was added and reaction mixture was stirred at 70°C for 3 hours. The reaction mixture was evaporated and the residue was dissolved in 50 ml  
20 dichloromethane then washed with water, dried and evaporated. The residue was purified by chromatography using CH<sub>2</sub>Cl<sub>2</sub>-MeOH (10:1) mixture as eluent. After acidification with ethanolic hydrogen chloride solution and precipitation with diethyl ether, the title compound was obtained in the form of white crystals: 174 mg (39 %), mp: 305-9°C. <sup>1</sup>H-NMR (DMSO-d<sub>6</sub>): δ 1.76 (m, 4H), 1.99 (m, 4H), 4.05 (t, 2H), 4.39 (m, 2H), 4.71 (br, 1H),

5.56 (m, 1H), 6.00 (m, 1H), 6.28 (m, 1H), 6.90 (d, 1H), 7.92 (dd, 1H), 8.55 (d, 1H), 9.00 (br, 2H).

**Example 7.**

5 (2S,4R)-4-hydroxy-1-(2-{[8-(pyrimidin-2-yl)-8-azabicyclo[3.2.1]oct-3-yl]exo-amino}acetyl)pyrrolidine-2-carbonitrile dihydrochloride

The meaning of R is pyrimidin-2-yl group, B means a group of formula (I), Z means a group of formula (E) in general formula (I).

10 a.) tert-butyl (2S,4R)-2-(aminocarbonyl)-4-hydroxypyrrolidine-1-carboxylate

with the general formula (VII), where Z means a group of formula (E)

36,32 g (157 mmol) of (2S,4R)-1-(*tert*-butoxycarbonyl)-4-hydroxy-pyrrolidine-2-carboxylic acid (*Aldrich*) was dissolved in 450 ml of tetrahydro-furane and to the solution 24 ml (172 mmol) of triethylamine was added. To the resulting mixture, at -10 °C 16,3 ml  
15 (172 mmol) of ethyl chloroformate was added dropwise and at the same temperature it was stirred for 1 hour. Keeping the temperature below -5°C, 110 ml of 25% aqueous ammonia solution was added dropwise and the mixture was stirred for 2 hours at room temperature. The reaction mixture was poured into 270 ml of saturated ammonium chloride solution. After separation the aqueous layer was extracted with 2x 50 mL of tetrahydrofurane. The  
20 combined organic solution was dried over sodium sulphate and evaporated. On addition of diethyl ether 21,19 g (59 %) of the above product crystallized. M.p.: 130-132°C. (MH<sup>+</sup>) = 231.

b.) (2S,4R)-1-(2-Chloroacetyl)-4-hydroxypyrrolidine-2-carbonitrile

25 with the general formula (III), where Z means a group of formula (E)

(2S,4R)-1-(tert-butoxycarbonyl)-4-hydroxypyrrolidine-2-carbonitrile

7,82 g (34 mmol) of *tert*-butyl (2*S*,4*R*)-2-(aminocarbonyl)-4-hydroxypyrrolidine-1-carboxylate was dissolved in 80 ml of pyridine and 12 ml (84 mmol) of trifluoroacetic anhydride was added to the solution dropwise, at -20 °C. The mixture was stirred at room temperature for a day. The excess of anhydride was hydrolysed by addition of some drops  
5 of water. To this mixture 200 ml of ethyl acetate was added and it was washed with 10% aqueous hydrogen chloride (to pH 3-5), 50 ml 2 *N* solution of sodium hydroxide and 50 ml brine. The organic solution was dried over sodium sulphate and evaporated to result in an oil. Yield: 5,35 g (74%). (MH<sup>+</sup>) = 213, (MH<sup>+</sup>)<sub>2</sub> = 426.

(2*S*,4*R*)-4-hydroxypyrrolidine-2-carbonitrile 4-methylbenzenesulphonate

10 6,40 g (30 mmol) of (2*S*,4*R*)-1-(*tert*-butoxycarbonyl)-4-hydroxy-pyrrolidine-2-carbonitrile was dissolved in 100 ml of acetonitrile and 8,56 g (45 mmol) of 4-methylbenzenesulphonic acid monohydrate was added to the solution. The mixture was stirred at room temperature for 24 hours and was evaporated under reduced pressure. 500 ml of diethyl ether was added to the resulting brown oil. It was stirred 10 minutes and kept  
15 in the refrigerator for a night. The resulting white crystalline material was filtered off and washed with diethyl ether. 6,31 g (73%) of the above product are obtained. M.p.: 110-113°C.

(2*S*,4*R*)-1-(2-Chloroacetyl)-4-hydroxypyrrolidine-2-carbonitrile

6,31 g (22 mmol) of (2*S*,4*R*)-4-hydroxypyrrolidine-2-carbonitrile  
20 4-methylbenzenesulphonate was suspended in 37 ml of dichloromethane and 4,1 ml (48 mmol) of triethylamine was added to them. Keeping the temperature of the mixture below -10°C, 2,1 ml (26 mmol) of chloroacetyl chloride in 28 ml of dichloromethane was added dropwise to it. After 2 hours of stirring the suspension was poured into 450 ml of ethyl acetate, the precipitation was filtered off, the filtrate was evaporated and purified by  
25 column chromatography using linear gradient of methanol in dichloromethane (0 - 20%

v/v) as eluent. 3,51 g (84%) of the above product was obtained in the form of colourless oil.  $(MH^+) = 189$ .

c.) (2S,4R)-4-hydroxy-1-(2-{[8-(pyrimidin-2-yl)-8-azabicyclo[3.2.1]oct-3-yl]exo-amino}acetyl)pyrrolidine-2-carbonitrile

204 mg (1 mmol) of 8-(2-pyrimidinyl)-8-azabicyclo[3.2.1]oct-3-yl-*exo*-amine, 189 mg (1 mmol) of (2S,4R)-1-(2-chloroacetyl)-4-hydroxypyrrolidine-2-carbonitrile and 0,25 ml (1,8 mmol) of triethylamine were dissolved in 15 ml of dry acetonitrile and stirred at 70°C for 5 hours and then at room temperature overnight. The acetonitrile was removed under reduced pressure and the residue was dissolved in 15 ml of dichloromethane and 15 ml of brine. After separation the aqueous layer was washed with dichloromethane, and the combined organic solution was dried and evaporated. The formed brown oil was purified by column chromatography using linear gradient of methanol in dichloromethane (0 □ 20% v/v) as eluent. The evaporated product was treated with *n*-hexane. Yield: 133 mg (38%). M.p.: 165-167°C,  $(MH^+) = 357$ . <sup>1</sup>H-NMR (DMSO-d<sub>6</sub>): δ 1.35 (td, 2H), 1.6-2.0 (m, 7H), 2.20 (dd, 2H), 3.02 (m, 1H), 3.3-3.6 (m, 2H), 3.61 (dd, 1H), 4.35 (dd, 1H), 4.61-4.67 (m, 3H), 5.30 (d, 1H), 6.60 (t, 1H), 8.34 (m, 2H).

### Example 8.

(2S)-4-oxo-1-(2-{[8-(pyrimidin-2-yl)-8-azabicyclo[3.2.1]oct-3-yl]exo-amino}acetyl)pyrrolidine-2-carbonitrile dihydrochloride

The meaning of R is pyrimidin-2-yl group, B means a group of formula (1), Z means a group of formula (F) in general formula (I).

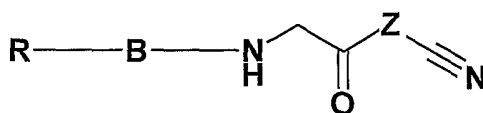
357 mg (1 mmol) of (2S,4R)-4-hydroxy-1-(2-{[8-(pyrimidin-2-yl)-8-azabicyclo[3.2.1]oct-3-yl]exo-amino}acetyl)pyrrolidine-2-carbonitrile was dissolved in 20

ml of acetone. At temperature below 0°C 1,25 ml 8*N* solution of Jones reagent was added dropwise to the stirred solution. The mixture was stirred for 16 hours at the same temperature. The solution was decanted and the sticky black solid was washed with 2x5ml of acetone. Saturated potassium carbonate solution was added to the combined acetone solution upto pH 10. The acetone was removed and the residue was extracted with 3x20 ml of ethyl acetate. The combined extracts was washed with 15 ml of brine, dried over sodium sulphate and evaporated. The brown oil was purified by column chromatography using linear gradient of methanol in dichloromethane (0 □ 50% v/v) as eluent. The evaporated product was a yellow oil. Yield: 77 mg (22%). (MH<sup>+</sup>) = 355



Following procedures, outlined for Examples 1-8, the compounds listed in the Table 1 were prepared as a free base or as a salt.

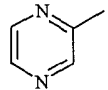
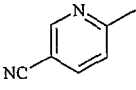
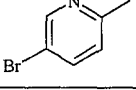
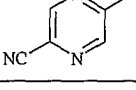
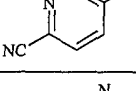
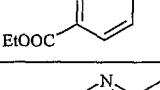
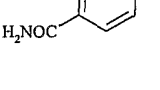
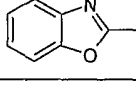
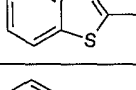
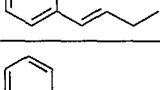
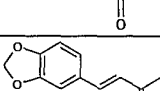
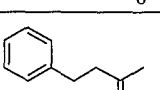
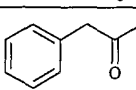
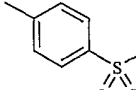
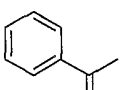
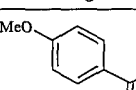
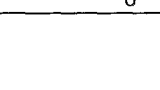
Table 1.

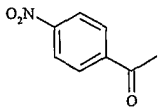
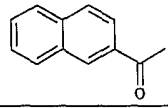
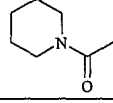
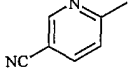
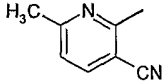


(I)

Fig. 1

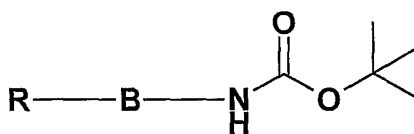
Example	R	B (Formula)	Z (Formula)	Melting point, composition, physical appearance
9.		(1)	(A)	190-191 °C, dihydrochloride, yellow crystals
10.		(1)	(A)	156-158 °C, yellow crystals
11.		(1)	(A)	122-123°C, butter-color crystals
12.		(1)	(A)	262-265°C, dihydrochloride, white crystals
13.		(1)	(A)	Aromatic protons: 7.27-7.42(m, 5H), yellow oil
14.		(1)	(A)	130-134°C, dihydrochloride, white crystals
15.		(1)	(A)	87-89°C, white crystals
16.		(1)	(A)	87-90°C, white crystals
17.		(2)	(A)	163-166°C, white crystals
18.		(3)	(A)	103-105°C, hydrochloride, white crystals
19.		(4)	(A)	240-241°C, dihydrochloride, white crystals

20.		(1)	(B)	172-174°C, dihydrochloride, pale yellow crystals
21.		(1)	(B)	220-223°C, dihydrochloride, white crystals
22.		(1)	(B)	65-66°C, white crystals
23.		(1)	(B)	96-97°C, white crystals
24.		(1)	(B)	105-107°C, pale yellow crystals
25.		(1)	(B)	164-170°C, hydrochloride, beige crystals
26.		(1)	(B)	hydrochloride, amorphous beige solid
27.		(1)	(B)	333-335°C, dihydrochloride, white crystals
28.		(1)	(B)	266-269°C, dihydrochloride, white crystals
29.		(1)	(B)	88-90°C, white crystals
30.		(1)	(B)	60-63°C, white crystals
31.		(1)	(B)	83-86°C, white crystals
33.		(1)	(B)	77-80°C, dihydrochloride, white crystals
33.		(1)	(B)	151-153°C, white crystals
34.		(1)	(B)	46-49°C, white crystals
35.		(1)	(B)	65-67°C, white crystals
36.		(1)	(B)	52-55°C, white crystals

37.		(1)	(B)	86-89°C, white crystals
38.		(1)	(B)	70-75°C, white crystals
39.		(1)	(B)	102-104°C, white crystals
40.		(2)	(B)	141-143°C, white crystals
41.		(1)	(C)	174-176°C, white crystals, dihydrochloride

Following procedures outlined for Examples 1a), 2a), 3a) and 4a) the compounds V listed in the Table 2 were prepared.

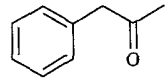
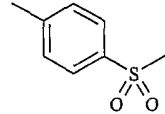
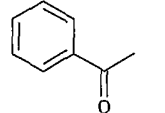
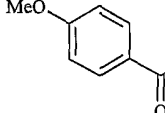
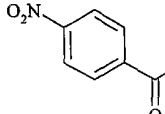
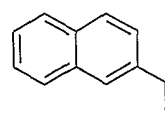
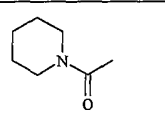
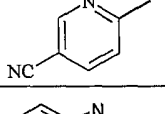
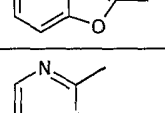

Table 2.



(V)

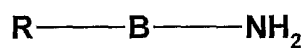
Fig. 5

Example	R	B (Formula)	Characterisation (M.p., LC/MS or aromatic protons by <sup>1</sup> H-NMR [DMSO-d <sub>6</sub> ])
2.1.		(1)	6.75 (d, 1H), 7.60 (d, 1H), 8.12 (s, 1H)
2.2.		(1)	2.37 (s, 3H), 6.65 (d 1H), 7.84 (d, 1H)
2.3.		(1)	[MH] <sup>+</sup> = 330
2.4.		(1)	227-230°C
2.5.		(1)	163-165°C
2.6.		(1)	7.16 (t, 1H), 7.35 (t, 1H), 7.53 (d, 1H), 7.86 (d, 1H)
2.7.		(1)	177-179°C
2.8.		(1)	127-130°C
2.9.		(1)	153-156°C
2.10.		(1)	166-169°C
2.11.		(1)	153-155°C

2.12.		(1)	139-141°C
2.13.		(1)	195-198°C
2.14.		(1)	143-145°C
2.15.		(1)	125-128°C
2.16.		(1)	143-146°C
2.17.		(1)	92-96°C
2.18.		(1)	149-151°C
2.19.		(2)	154-156°C
2.20.		(3)	6,99 (t, 1H), 7.13 (t, 1H), 7.26 (d, 1H), 7.36 (d, 1H)
2.21.		(4)	6.50 (t, 1H), 8.33 (m, 2H)

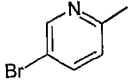
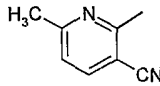
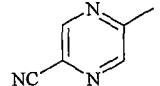
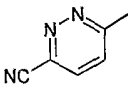
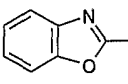
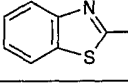
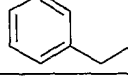
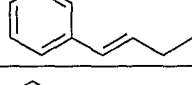
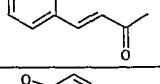
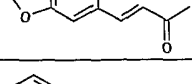
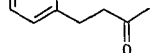
Following procedures outlined for Examples 1b), 2b), 3b) and 4b) the compounds II listed in the Table 3 were prepared.

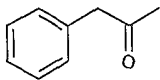
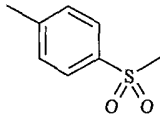
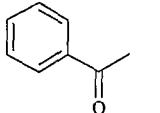
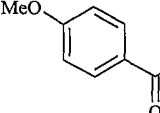
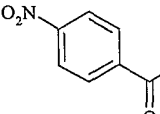
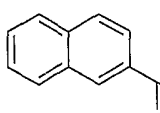
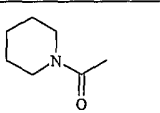
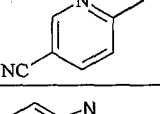
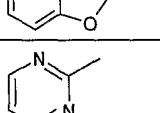

Table 3.



(II)

Fig. 2

Example	R	B (Formula)	Characterisation (M.p. or aromatic protons by $^1\text{H-NMR}$ [DMSO- $d_6$ ])
3.1.		(1)	6.40 (d, 1H), 7.60 (d, 1H), 8.14 (s, 1H)
3.2.		(1)	2.35 (s, 3H), 6.62 (d 1H), 7.81 (d, 1H)
3.3.		(1)	115-117°C
3.4.		(1)	120-123°C
3.5.		(1)	127-129°C
3.6.		(1)	126-127°C
3.7.		(1)	7.20-7,35 (m, 1H)
3.8.		(1)	109-112°C
3.9.		(1)	107-109°C
3.10.		(1)	90-93 °C
3.11.		(1)	7.16-7,33 (m, 1H)

3.12.		(1)	88-90 °C
3.13.		(1)	107-109 °C
3.14.		(1)	73-75 °C
3.15.		(1)	7.43 (dd, 2H), 6.87 (dd, 2H), 3.93 (s, 3H)
3.16.		(1)	97-100 °C
3.17.		(1)	[M] <sup>+</sup> = 280
3.18.		(1)	[M] <sup>+</sup> = 237
3.19.		(2)	6.49 (d, 1H), 7.76 (dd, 1H), 8.43 (d, 1H)
3.20.		(3)	7.00 (t, 1H), 7.14 (t, 1H), 7.26 (d, 1H), 7.37 (d, 1H)
3.21.		(4)	6.50 (t, 1H), 8.29 (d, 1H), 8.31 (d, 1H)

### Claims

1. Compounds of the general formula (I) – wherein R means
- 5 - a nitrogen-containing one- or two-ring aromatic moiety consisting of one or two aromatic rings, preferably pyridyl, pyridazinyl, pyrimidinyl, pyrazinyl, imidazolyl, pirazolyl, thiazolyl, isothiazolyl, oxazolyl, isoxazolyl, oxadiazolyl, quinoliny, isoquinoliny, cinnoliny, phthalazinyl, quinazoliny, quinoxaliny, benzimidazolyl, indazolyl, benzothiazolyl, benzisothiazolyl, benzoxazolyl or benzisoxazolyl rings which is
- 10 in a given case independently from each other mono- or disubstituted by one or two of the following groups: C1-4 alkyl group, C1-4 alkoxy group, halogen atom, trihalogenomethyl group, methylthio group, nitro group, cyano group, C2-5 alkoxy carbonyl groups or carboxamido group; or
- p-tolylsulfonyl group; or
- 15 -  $R_{1a}$ -CH<sub>2</sub>-group, where the meaning of  $R_{1a}$  is hydrogen, C1-4 alkyl group, phenyl, benzyl, phenylethyl, phenylethenyl, naphthyl, pyridyl, quinolyl, isoquinolyl, cinnoliny, phthalazinyl, quinazoliny, quinoxaliny, thienyl, furyl or p-tolylsulfonyl moieties which are substituted in a given case independently from each other by one or more C1-4 alkyl, C1-4 alkoxy, alkylendioxy group, halogen atom, trihalogenomethyl, nitro or cyano
- 20 group; or
- $R_{1b}$ -CO-group, where the meaning of  $R_{1b}$  is C1-4 alkyl group, phenyl, benzyl, phenylethyl, phenylethenyl, naphthyl, pyridyl, quinolyl, isoquinolyl, cinnoliny, phthalazinyl, quinazoliny or quinoxaliny moieties optionally substituted independently from each other by one or more C1-4 alkyl groups, C1-4 alkoxy groups, alkylendioxy
- 25 groups, halogen atom, trihalogenomethyl, nitro or cyano group; mono- or disubstituted



amino group, saturated N-containing heterocyclic moiety, preferably a group containing pyrrolidino, piperidino, piperazino or morpholino ring;

B stands for a group according to the formula (1) or (2) or (3) or (4);

Z stands for a groups of formula (A) or (B) or (C) or (D) or (E) or (F);

5 and the salts, isomers, tautomers, hydrates or solvates thereof.

2. Compounds of the general formula (I) as defined in claim 1 – wherein R means

- a nitrogen-containing one- or two-ring aromatic moiety consisting of one or two aromatic rings, preferably pyridyl, pyridazinyl, pyrimidinyl, pyrazinyl, imidazolyl, pirazolyl,

10 thiazolyl, isothiazolyl, oxazolyl, isoxazolyl, oxadiazolyl, quinoliny, isoquinoliny,

cinnoliny, phthalazinyl, quinazoliny, quinoxaliny, benzimidazolyl, indazolyl,

benzothiazolyl, benzisothiazolyl, benzoxazolyl or benzisoxazolyl rings which is in a given

case independently from each other mono- or disubstituted by one or two of the following

groups: C1-4 alkyl group, C1-4 alkoxy group, halogen atom, trihalogenomethyl group,

15 methylthio group, nitro group, cyano group; or

- p-tolylsulfonyl group; or

-  $R_{1a}$ -CH<sub>2</sub>-group, where the meaning of  $R_{1a}$  is hydrogen, C1-4 alkyl group, phenyl,

benzyl, phenylethyl, phenylethenyl, naphthyl, pyridyl, quinolyl, isoquinolyl, cinnoliny,

phthalazinyl, quinazoliny, quinoxaliny, thienyl, furyl or p-tolylsulfonyl moieties which

20 are substituted in a given case independently from each other by one or more C1-4 alkyl,

C1-4 alkoxy, alkylendioxy group, halogen atom, trihalogenomethyl, nitro or cyano

group;or

-  $R_{1b}$ -CO-group, where the meaning of  $R_{1b}$  is C1-4 alkyl group, phenyl, benzyl,

phenylethyl, phenylethenyl, naphthyl, pyridyl, quinolyl, isoquinolyl, cinnoliny,

25 phthalazinyl, quinazoliny or quinoxaliny moieties optionally substituted independently

from each other by one or more C1-4 alkyl groups, C1-4 alkoxy groups, alkylendioxy

groups, halogen atom, trihalogenomethyl, nitro or cyano group; mono- or disubstituted amino group, saturated N-containing heterocyclic moiety, preferably a group containing pyrrolidino, piperidino, piperazino or morpholino ring;

B stands for a group according to the formula (1) or (2) or (3) or (4);

5 Z stands for a groups of formula (A) or (B) or (C) or (D) or (E) or (F);

and the salts, isomers, tautomers, hydrates or solvates thereof.

3. Compounds of the general formula (I) as defined in claim 1 - wherein

- R means pyrimidinyl-, pyridinyl-, pyrazinyl-, pyridazinyl-, benzothiazolyl-,  
10 benzisothiazolyl-, benzoxazolyl-, benzisoxazolyl-group which is in a given case independently from each other mono- or disubstituted by one or two of the following groups: C1-4 alkyl group, C1-4 alkoxy group, halogen atom, nitro group, cyano group, C2-5 alkoxy carbonyl group or carboxamido group; or  
p-tolylsulfonyl-group; or

15 R<sub>1a</sub> - CH<sub>2</sub>-group wherein the meaning of R<sub>1a</sub> is benzyl group or phenylethenyl group substituted in a give case independently by one or more C1-4 alkyl pr alkylene dioxy group; or

R<sub>1b</sub>CO group where the meaning of R<sub>1b</sub> is phenyl, benzyl, phenylethyl, phenylethenyl or  
20 piperidino group which is in a given case substituted independently from each other by alkylenedioxy group;

B stands for a group of the formula (1) or (2) or (3) or (4) ;

Z stands for a group of formula (A) or formula (B) ; - and the salts, isomers, tautomers, hydrates or solvates thereof.

25 4. Compounds of the general formula (I) as defined in claim 1 - wherein

- R means pyrimidinyl-, pyridinyl-, pyrazinyl-, pyridazinyl-, benzothiazolyl-, benzisothiazolyl-, benzoxazolyl-, benzisoxazolyl-group which is in a given case independently from each other mono- or disubstituted by one or two of the following groups: C1-4 alkyl group, C1-4 alkoxy group, halogen atom, nitro group, cyano group; or  
5 p-tolylsulfonyl-group; or

R<sub>1a</sub> - CH<sub>2</sub>-group wherein the meaning of R<sub>1a</sub> is benzyl group or phenylethenyl group substituted in a give case independently by one or more C1-4 alkyl pr alkylene dioxy group; or

R<sub>1b</sub>CO group where the meaning of R<sub>1b</sub> is phenyl, benzyl, phenylethyl, phenylethenyl or  
10 piperidino group which is in a given case substituted independently from each other by alkylenedioxy group;

B stands for a group of the formula (1) or (2) or (3) or (4) ;

Z stands for a group of formula (A) or formula (B) ; - and the salts, isomers, tautomers, hydrates or solvates thereof.

15

5. Compounds of the general formula (I) as defined in claim 1 – wherein R means a pyrimidyl or pyridyl or pyrazinyl group substituted with nitro or cyano group, B means a groups of formula (1) or (2), and Z means a group of formula (A) or (B) – as well as their salts, isomers, tautomers, hydrates or solvates.

20

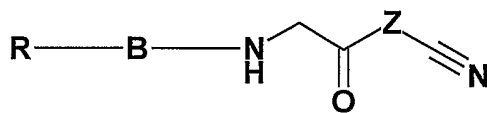
6. (4*R*)-3-(2-{{[8-(2-Pyrimidinyl)-8-azabicyclo[3.2.1]oct-3-yl]}*exo*-amino}acetyl)thiazolidine-4-carbonitrile;

7. (4*R*)-3-(2-{{[8-(5-Cyanopyridin-2-yl)-8-azabicyclo[3.2.1]octan-3-yl]}-*exo*-amino}acetyl)thiazolidine-4-carbonitrile;

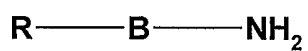
25

8. (4*R*)-3-(2-{{[8-(5-Cyanopyridin-2-yl)-8-azabicyclo[3.2.1]octan-3-yl]-*endo*-amino}acetyl)thiazolidine-4-carbonitrile;
9. (4*R*)-3-(2-{{[8-(2-Pyrazinyl)-8-azabicyclo[3.2.1]octan-3-yl]-*exo*-amino}acetyl)thiazolidine-4-carbonitrile;
10. (2*S*)-1-(2-{{[8-(5-Nitropyridin-2-yl)-8-azabicyclo[3.2.1]octan-3-yl]-*exo*-amino}acetyl)pyrrolidine-2-carbonitrile;
- 10 11. Pharmaceutical composition characterized by containing a compound of the general formula (I) - wherein the meanings of R, B and Z are the same as defined in Claim 1 - or isomers or solvates thereof, in the form of the free compound or of a salt, and at least one pharmaceutically accepted support material or diluents.
- 15 12. Process for the preparation of the compounds of the general formula (I) - wherein the meanings of R, B and Z are the same as defined in Claim 1 - characterized by reacting a compound of the general formula (II) - wherein the meaning of R is as defined above - with a compound of the general formula (III) - wherein the meaning Z is as defined above - and isolating the resulting compound of the general formula (I) or its salt from the  
20 reaction mixture.
13. Use of a compound of the general formula (I) - wherein the meanings of R, B and Z are as defined in Claim 1 - for the preparation of pharmaceutical compositions suitable to inhibit DPP-IV enzyme activity, thus suitable to treat diseases related with DPP-IV  
25 enzyme concentration.

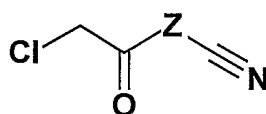
14. Process for inhibition of the DPP-IV enzyme and for treatment of diseases related with the DPP-IV enzyme concentration, characterized in that a compound of the general formula (I) as defined in Claim 1 is applied in therapeutically effective amount, in the form of the free compound, or of a salt.
- 5
15. Compounds of the general formula (II) – wherein the meanings of R and B are as defined in claim 1 – and their salts.
16. Compounds of the general formula (V) – wherein the meaning of R is as defined in  
10 claim 1 and Y means *tert*-butoxycarbonyl group.
17. Compounds of the general formula (VII) – wherein the meaning of Z is as defined in claim 1.
- 15 18. Compounds of the general formula (VIII) – wherein the meaning of Z is as defined in claim 1 - and their salts.
19. Compounds of the general formula (IX) – wherein the meaning of Z is as defined in claim 1.
- 20
20. Compounds of the general formula (III) – wherein the meaning of Z is as defined in claim 1.



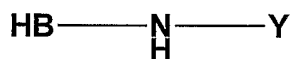
(I)  
Fig. 1




(II)  
Fig. 2



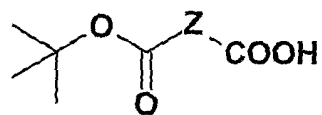
(III)  
Fig. 3



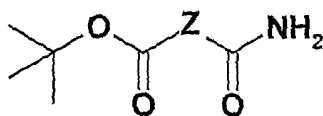
(IV)  
Fig. 4



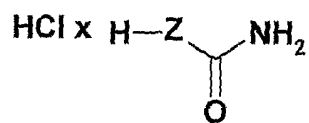
(V)  
Fig. 5



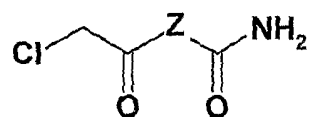
(VI)  
Fig. 6




(VII)  
Fig. 7



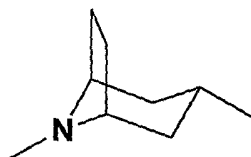
(VIII)  
Fig. 8



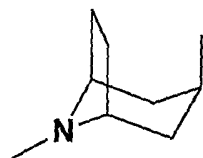
(IX)  
Fig. 9



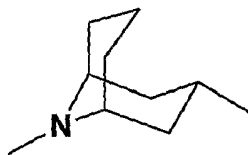
(X)  
Fig. 10



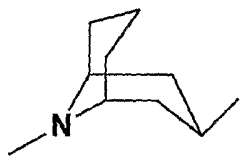
(1) Fig. 11



(2) Fig. 12

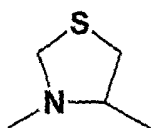


(3) Fig. 13

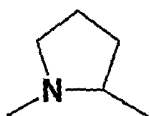


(4) Fig. 14

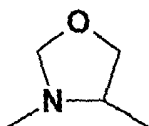




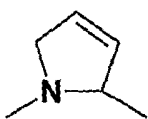
(A) Fig. 15



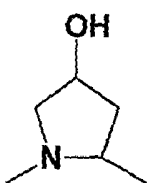
(B) Fig. 16



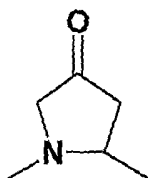
(C) Fig. 17



(D) Fig. 18



(E) Fig. 19



(F) Fig. 20