



US00D719551S

(12) **United States Design Patent**
Yang

(10) **Patent No.:** **US D719,551 S**

(45) **Date of Patent:** **** Dec. 16, 2014**

(54) **EARPHONE**

(71) Applicant: **Bill Yang**, Taipei (TW)

(72) Inventor: **Bill Yang**, Taipei (TW)

(73) Assignee: **Cotron Corporation**, Taipei (TW)

(**) Term: **14 Years**

(21) Appl. No.: **29/479,108**

(22) Filed: **Jan. 13, 2014**

(51) **LOC (10) Cl.** **14-01**

(52) **U.S. Cl.**
USPC **D14/223**

(58) **Field of Classification Search**
CPC H04R 1/10
USPC D14/223, 205; 181/129, 130, 135;
379/430, 431; 381/380, 381, 374;
455/90.3, 575.1
See application file for complete search history.

(56) **References Cited**

U.S. PATENT DOCUMENTS

5,654,530	A	*	8/1997	Sauer et al.	181/130
D519,108	S	*	4/2006	Yang	D14/223
D554,627	S	*	11/2007	Gondo	D14/223
D569,841	S	*	5/2008	Chung et al.	D14/205
D602,475	S	*	10/2009	Martin	D14/223
D621,389	S	*	8/2010	Nagayama et al.	D14/223
D626,117	S	*	10/2010	Lowry	D14/223
D642,163	S	*	7/2011	Lee et al.	D14/223
D643,414	S	*	8/2011	Lee et al.	D14/223
D666,581	S	*	9/2012	Perez	D14/223
D674,377	S	*	1/2013	Schaefer	D14/223
D674,904	S	*	1/2013	Aunio	D24/210

D676,427	S	*	2/2013	Yang	D14/223
D678,251	S	*	3/2013	Cantoni et al.	D14/223
D698,761	S	*	2/2014	Bao	D14/223
D702,667	S	*	4/2014	Yang	D14/223
D703,192	S	*	4/2014	Yang	D14/223
D711,356	S	*	8/2014	Yang	D14/223
D713,386	S	*	9/2014	Yang	D14/223
8,831,266	B1	*	9/2014	Huang	381/380
2009/0304220	A1	*	12/2009	Fujikura et al.	381/380

* cited by examiner

Primary Examiner — Paula Greene

(74) *Attorney, Agent, or Firm* — Jianq Chyun IP Office

(57) **CLAIM**

The ornamental design for an earphone, as shown and described.

DESCRIPTION

FIG. 1 is a perspective view of an earphone showing my new design;

FIG. 2 is another perspective view thereof;

FIG. 3 is another perspective view thereof;

FIG. 4 is another perspective view thereof;

FIG. 5 is a front view thereof;

FIG. 6 is a rear view thereof;

FIG. 7 is a left side view thereof;

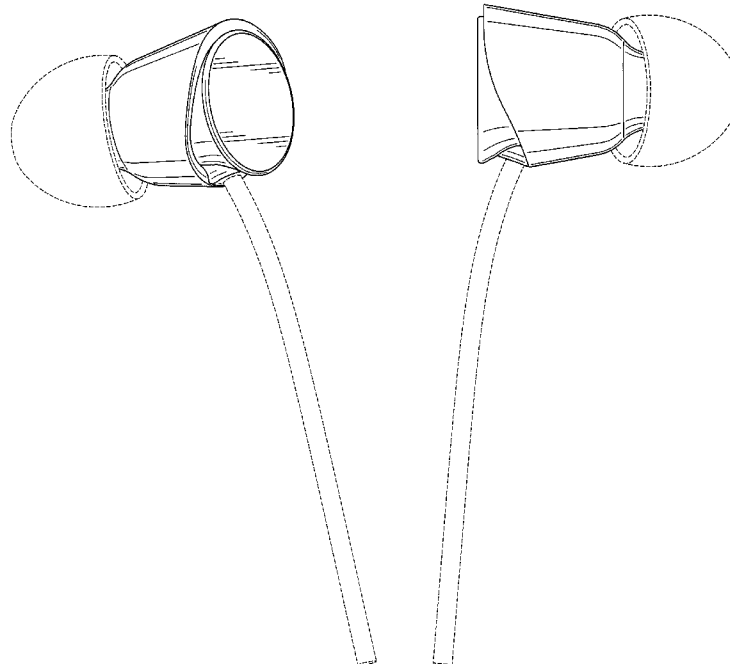
FIG. 8 is a right side view thereof;

FIG. 9 is a top view thereof; and,

FIG. 10 is a bottom view thereof.

The broken line portions of the earphone in FIGS. 1-10 represent unclaimed portions of the claimed design and form no part thereof.

1 Claim, 9 Drawing Sheets



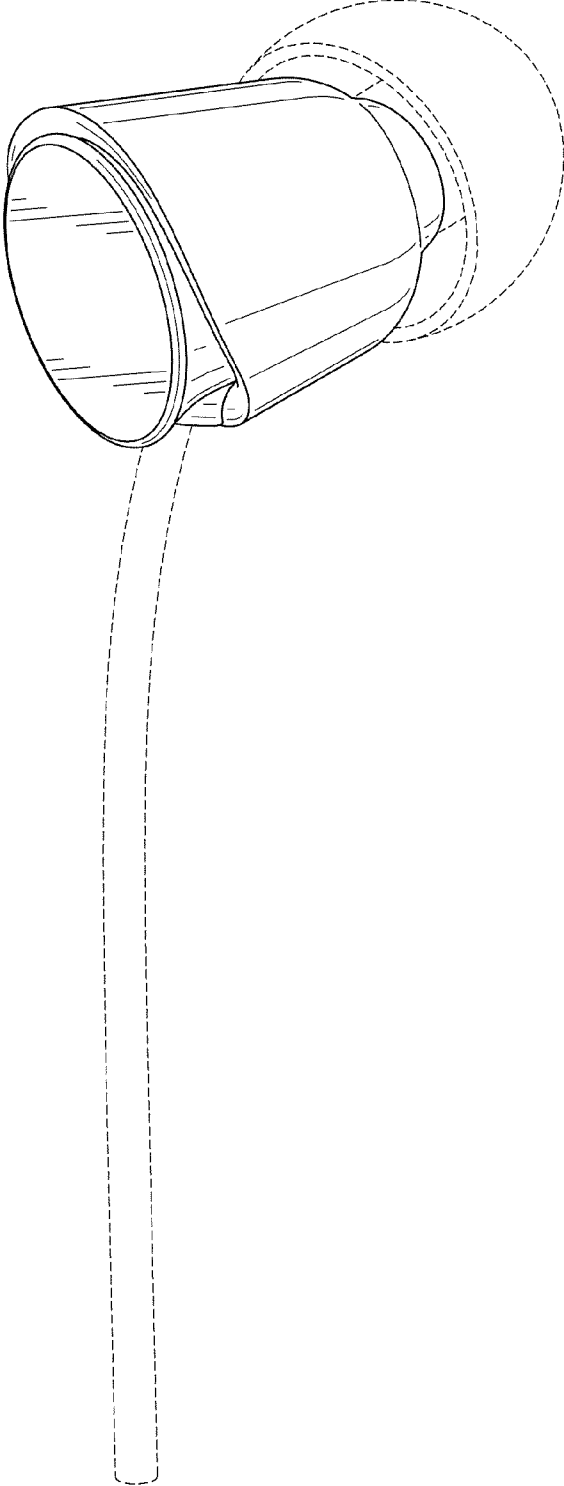


FIG. 1

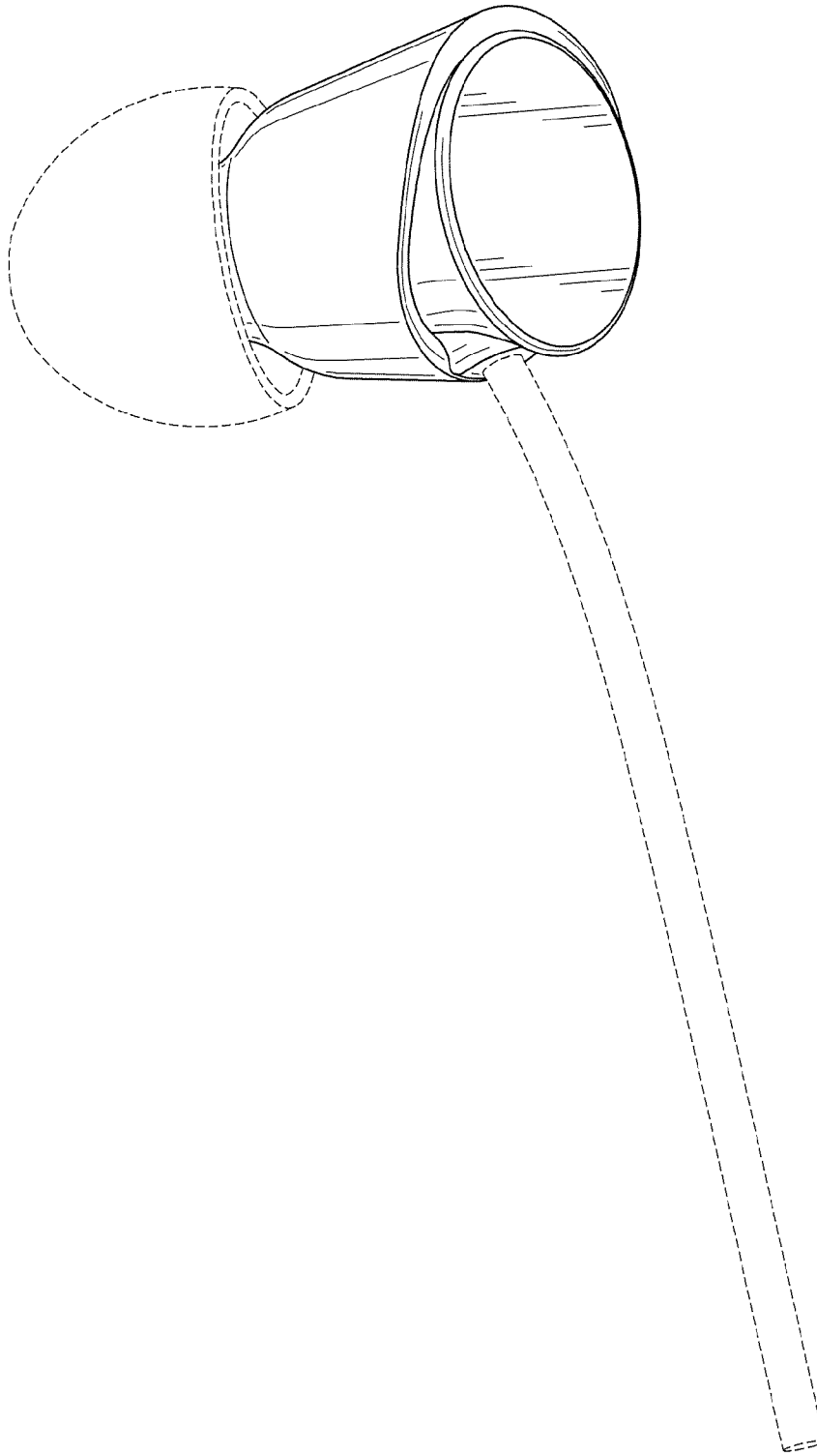


FIG. 2

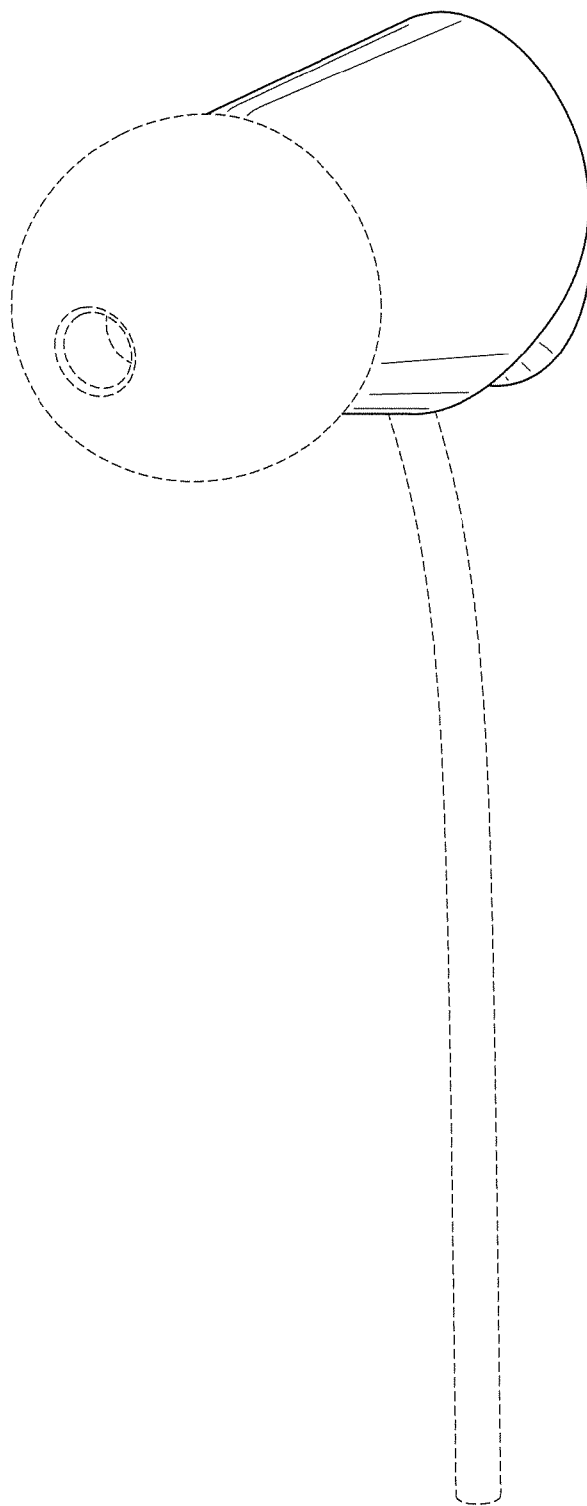


FIG. 3

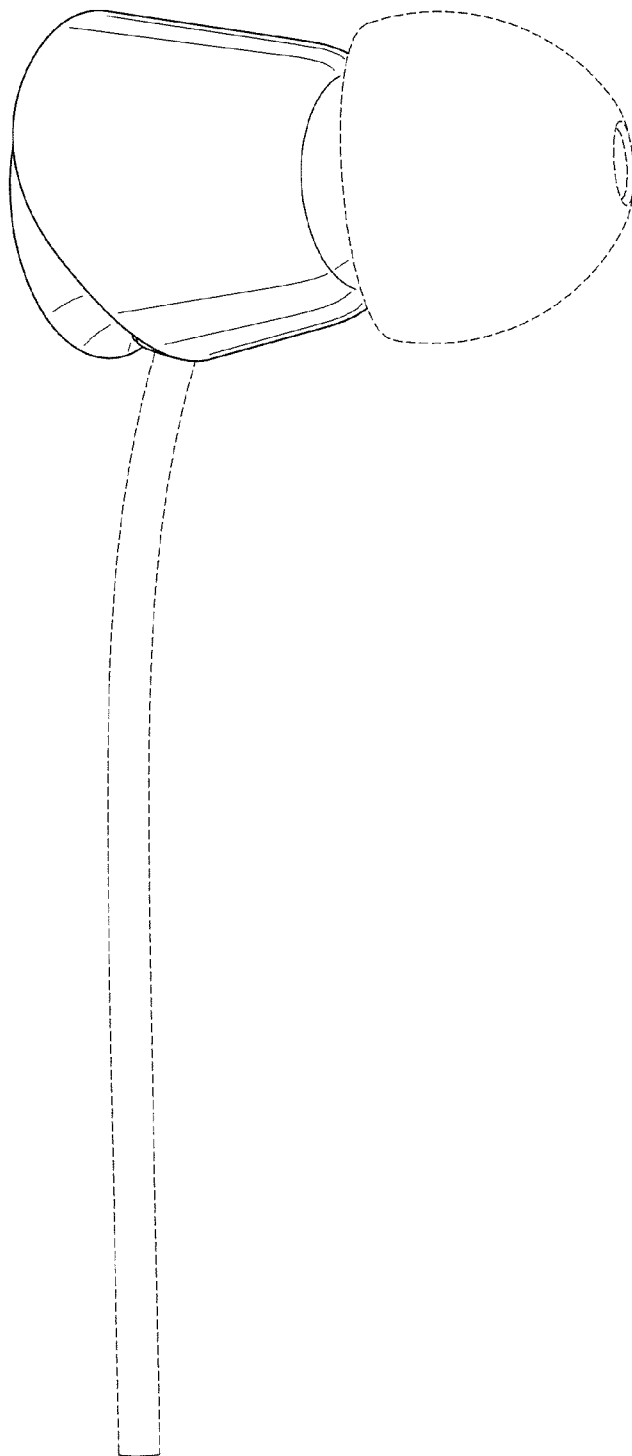


FIG. 4




FIG. 5

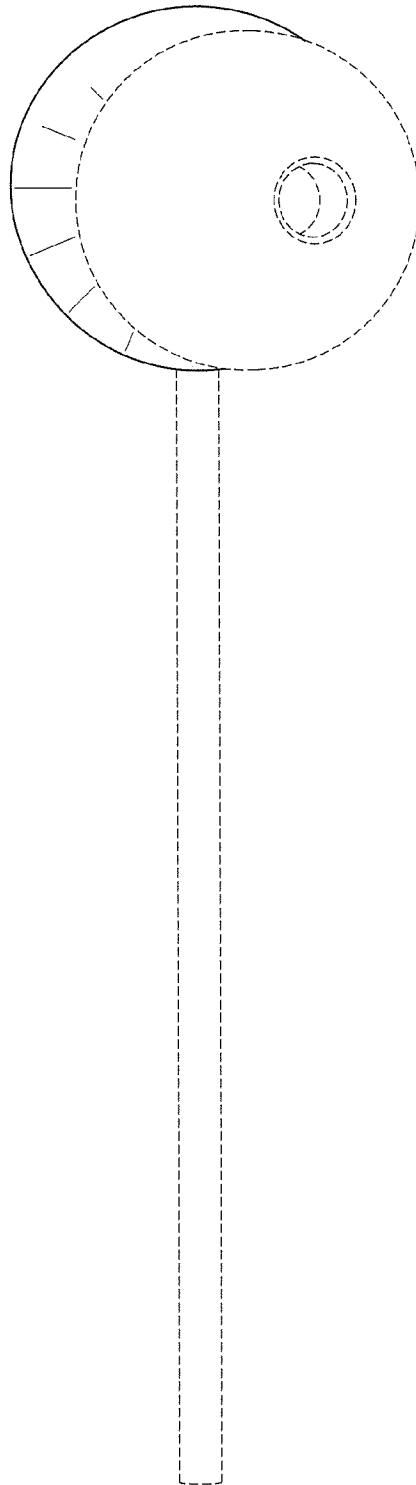


FIG. 6




FIG. 7




FIG. 8

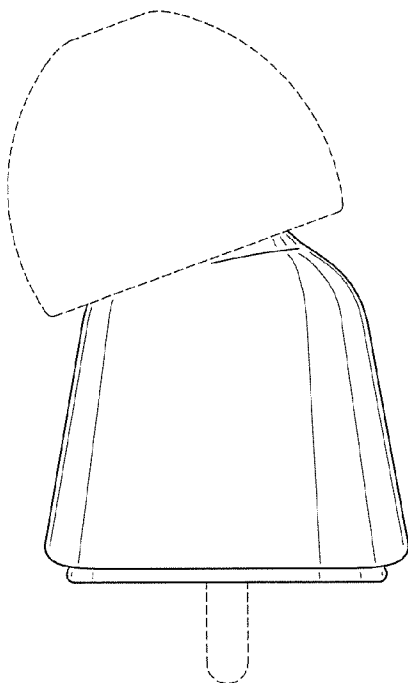


FIG. 9

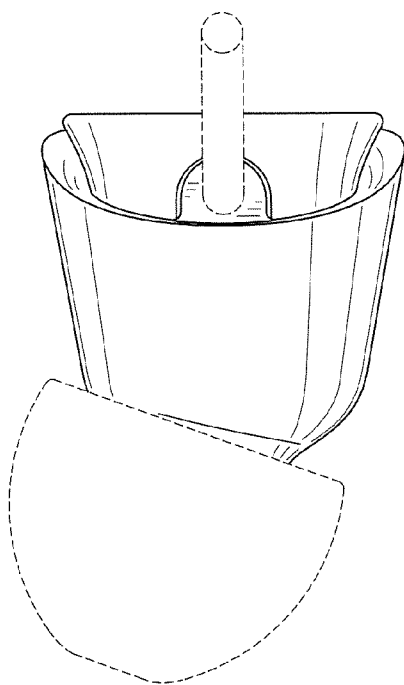


FIG. 10