



(12) **United States Design Patent** (10) **Patent No.:** **US D839,932 S**
Choi et al. (45) **Date of Patent:** **** Feb. 5, 2019**

(54) **DRAWER FOR REFRIGERATOR** 23/087; F25D 23/126; F25D 2400/36;
 F25D 2400/361; F25D 25/00; F25D
 (71) Applicant: **LG ELECTRONICS INC.**, Seoul 2600/00; F25D 2600/02; F25D 17/042;
 (KR) F25D 2331/805; F25D 23/028; F25D
 2400/40; F25D 2500/02; F25D 2500/06;
 (72) Inventors: **Kyukwan Choi**, Seoul (KR); **Daesung** F25D 25/022; F25D 25/028; F25D
Lee, Seoul (KR); **Jihyun Lee**, Seoul 2201/00; F25D 2317/041; F25D
 (KR); **Hyungki Kim**, Seoul (KR) 2317/0411; F25D 2317/0416
 See application file for complete search history.

(73) Assignee: **LG ELECTRONICS INC.**, Seoul
 (KR)

(**) Term: **15 Years**

(21) Appl. No.: **35/503,211**

(22) Filed: **Dec. 19, 2016**

(80) **Hague Agreement Data**

Int. Filing Date: **Dec. 19, 2016**
 Int. Reg. No.: **DM/094057**
 Int. Reg. Date: **Dec. 19, 2016**
 Int. Reg. Pub. Date: **Jun. 23, 2017**

(30) **Foreign Application Priority Data**

Jun. 28, 2016 (KR) 30-2016-0031494

(51) **LOC (11) Cl.** **15-07**

(52) **U.S. Cl.**
 USPC **D15/89**
 CPC **F25D 25/02** (2013.01)

(58) **Field of Classification Search**

USPC D15/79-91
 CPC F25D 25/02; F25D 25/024; F25D 23/00;
 F25D 2325/022; F25D 25/04; F25D
 23/067; F25D 23/04; F25D 11/00; F25D
 23/025; F25D 25/025; F25D 27/00; F25D
 2325/021; F25D 2400/22; F25D 11/02;
 F25D 23/12; F25D 27/005; F25D
 2331/80; F25D 2323/122; F25D 2325/00;
 F25D 2327/00; F25D 2327/001; F25D
 2331/809; F25D 2331/81; F25D 23/062;
 F25D 23/065; F25D 23/069; F25D

(56) **References Cited**

U.S. PATENT DOCUMENTS

D513,270	S	*	12/2005	Seok	D15/89
D656,968	S	*	4/2012	Hwang	D15/86
D658,213	S	*	4/2012	Seo	D15/86
D658,214	S	*	4/2012	Seo	D15/86
D671,152	S	*	11/2012	Seo	D15/89
D676,468	S	*	2/2013	Lee	D15/89
D677,289	S	*	3/2013	Seo	D15/90
D685,010	S	*	6/2013	Seo	D15/86

(Continued)

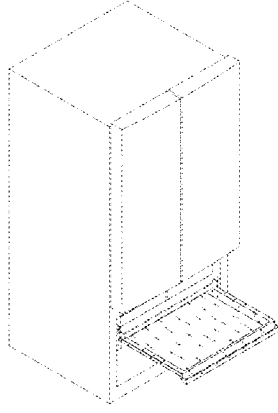
Primary Examiner — Richard E Chilcot
 (74) *Attorney, Agent, or Firm* — Birch, Stewart, Kolasch
 & Birch, LLP

(57) **CLAIM**

The ornamental design for a drawer for refrigerator, as shown and described.

DESCRIPTION

1. Drawer for refrigerator
1.1 is a perspective view of a drawer for refrigerator, showing our new design;
1.2 is a front elevation view thereof;
1.3 is a rear elevation view thereof;
1.4 is a left-side elevation view thereof;
1.5 is a right-side elevation view thereof;
1.6 is a top plan view thereof;
1.7 is a bottom plan view thereof; and
1.8 is a perspective view thereof, in a use condition.
 (Continued)



The broken lines shown in figure 1.8 are included for the purpose of illustrating environment and form no part of the claimed design.

1 Claim, 8 Drawing Sheets

(56)

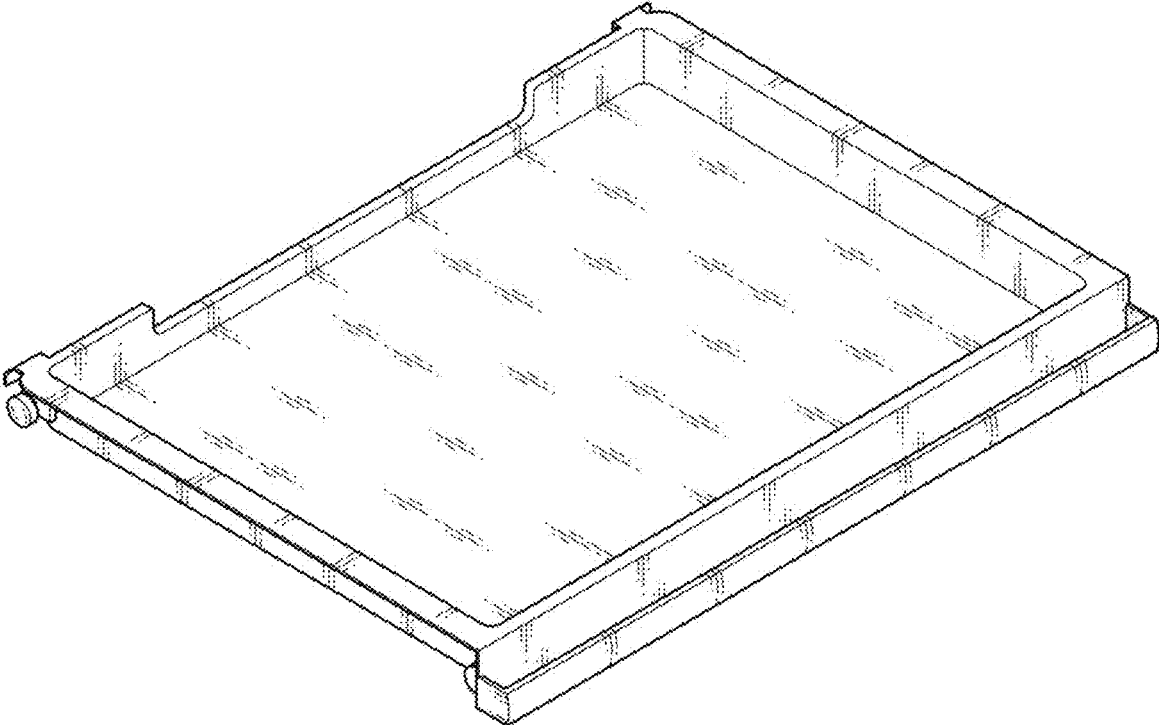
References Cited

U.S. PATENT DOCUMENTS

D706,314	S	*	6/2014	Seo	D15/89
D718,349	S	*	11/2014	Cho	D15/85
D730,954	S	*	6/2015	Choi	D15/89
D730,957	S	*	6/2015	You	D15/91
D731,562	S	*	6/2015	You	D15/89
D737,869	S	*	9/2015	Seo	D15/91
D743,454	S	*	11/2015	Yeo	D15/89
D774,114	S	*	12/2016	Lee	D15/89
D786,949	S	*	5/2017	Onrat	D15/89
D798,509	S	*	9/2017	Fuller	D32/3
D802,631	S	*	11/2017	Seo	D15/90
D815,695	S	*	4/2018	Waldman	D21/328

* cited by examiner

1.1



1.2



1.3




1.4



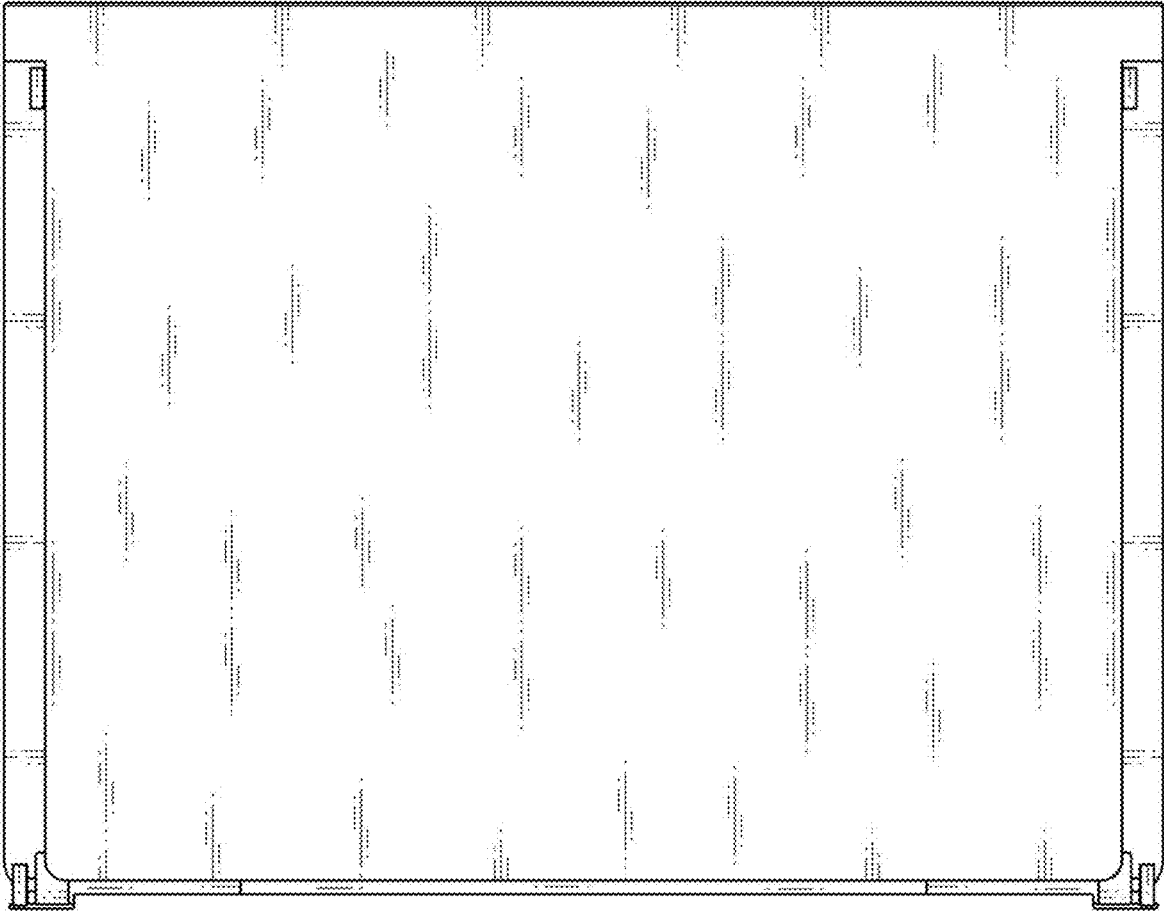
1.5



1.6



1.7



1.8

