



US00D681273S

(12) **United States Design Patent**
Davis

(10) **Patent No.:** **US D681,273 S**

(45) **Date of Patent:** **** Apr. 30, 2013**

(54) **DETERGENT TABLET WITH DUAL COMPARTMENTS**

(71) Applicant: **The Procter & Gamble Company**,
Cincinnati, OH (US)

(72) Inventor: **William John Davis**, Bath (GB)

(73) Assignee: **The Procter & Gamble Company**,
Cincinnati, OH (US)

(**) Term: **14 Years**

(21) Appl. No.: **29/440,108**

(22) Filed: **Dec. 19, 2012**

Related U.S. Application Data

(62) Division of application No. 29/422,285, filed on May 18, 2012.

Foreign Application Priority Data

Nov. 30, 2011 (WO) 639330101

(51) **LOC (9) Cl.** **28-02**

(52) **U.S. Cl.**
USPC **D28/8.1**

(58) **Field of Classification Search** D28/8.1-8.2,
D28/4; D9/707, 710, 715, 414, 424-428;
510/141-148, 194, 276, 224, 277, 294-298,
510/439-450, 514, 520, 523

See application file for complete search history.

(56) **References Cited**

U.S. PATENT DOCUMENTS

D445,673 S	7/2001	Richardson et al.
D529,396 S	10/2006	Whipple
D551,562 S	9/2007	Considine et al.
D559,440 S	1/2008	Schwartz et al.
D647,250 S	10/2011	Heidel et al.
D648,067 S	11/2011	Heidel et al.
D648,068 S	11/2011	Heidel et al.
D656,671 S	3/2012	Davis et al.
D656,672 S	3/2012	Davis et al.
D656,673 S	3/2012	Davis et al.
D656,674 S	3/2012	Davis et al.
D657,495 S	4/2012	Davis et al.
D666,768 S	9/2012	Nixon

OTHER PUBLICATIONS

U.S. Appl. No. 29/422,285, filed May 18, 2012, Davis, et al.
U.S. Appl. No. 29/440,092, filed Dec. 19, 2012, Davis, et al.
U.S. Appl. No. 29/440,106, filed Dec. 19, 2012, Davis, et al.

Primary Examiner — Jennifer Rivard

(74) *Attorney, Agent, or Firm* — Melissa G. Krasovec;
Steven W. Miller

(57)

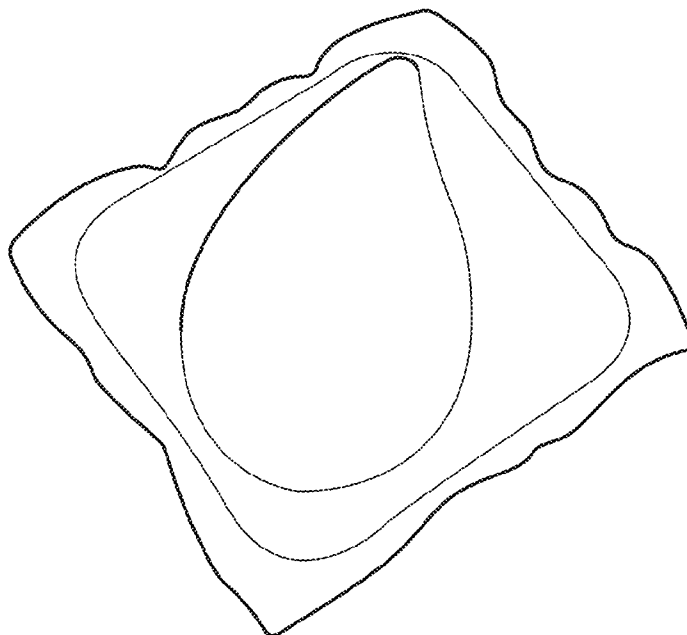
CLAIM

The ornamental design for a detergent tablet with dual compartments, as shown and described.

DESCRIPTION

FIG. 1 is a perspective view of the detergent tablet with dual compartments, embodying the new design;
FIG. 2 is a left view thereof;
FIG. 3 is a right view thereof;
FIG. 4 is a front view thereof;
FIG. 5 is a back view thereof;
FIG. 6 is a top view thereof; and,
FIG. 7 is a bottom view thereof.

1 Claim, 7 Drawing Sheets



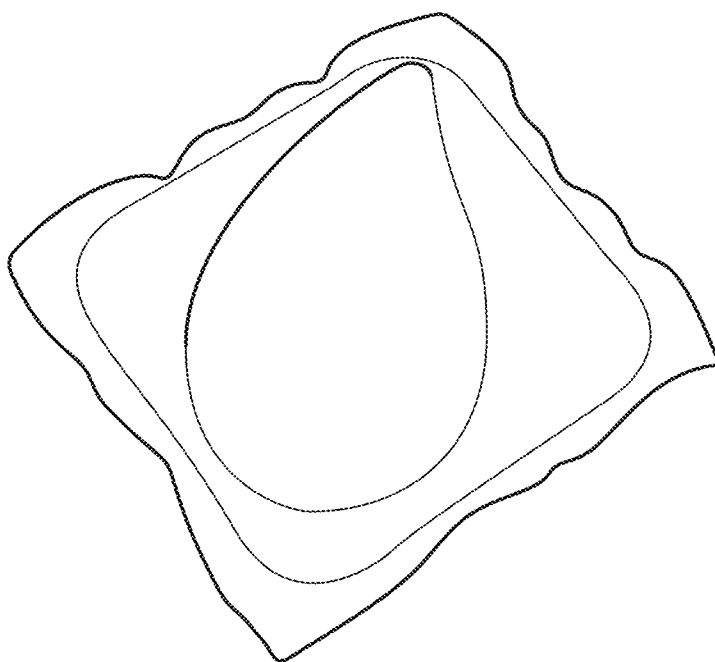


FIG. 1

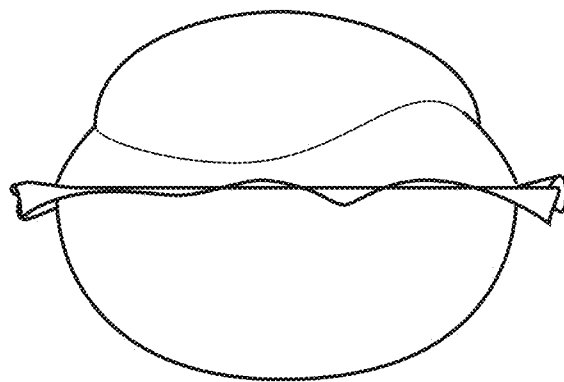


FIG. 2

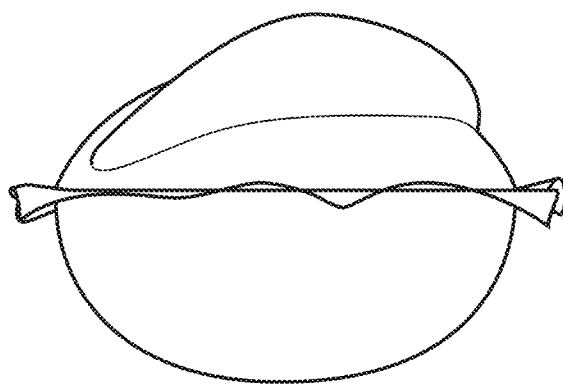


FIG. 3

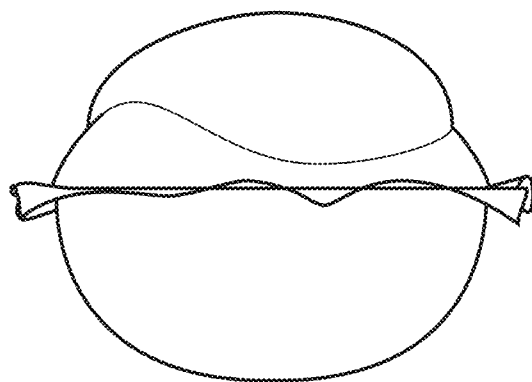


FIG. 4

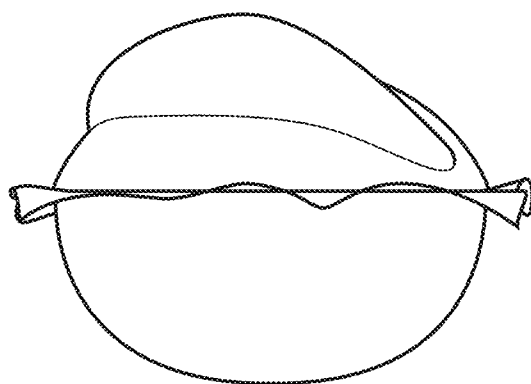


FIG. 5




FIG. 6




FIG. 7