

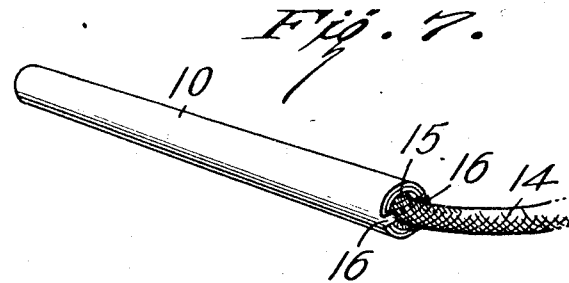
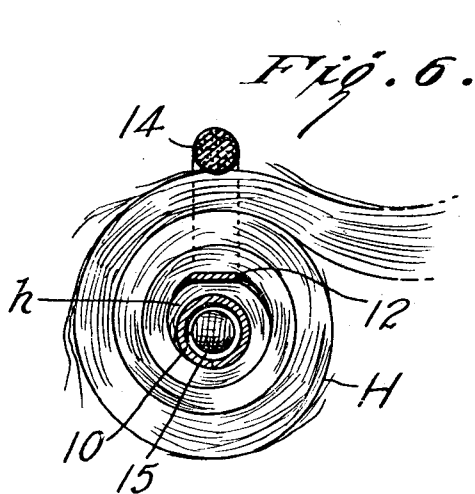
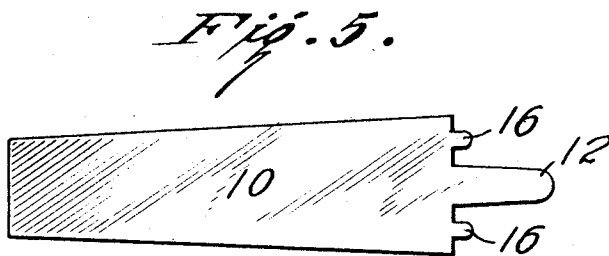
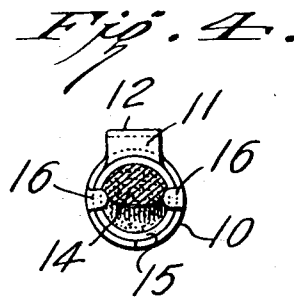
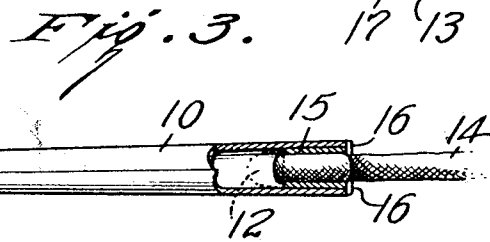
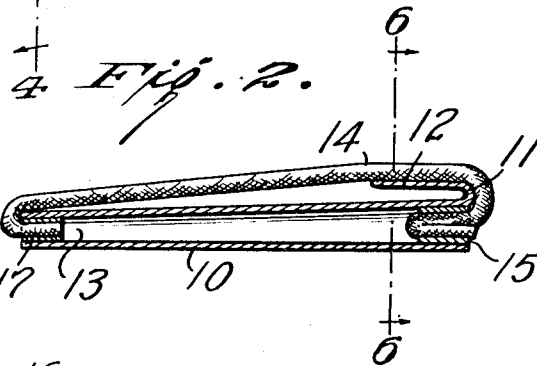
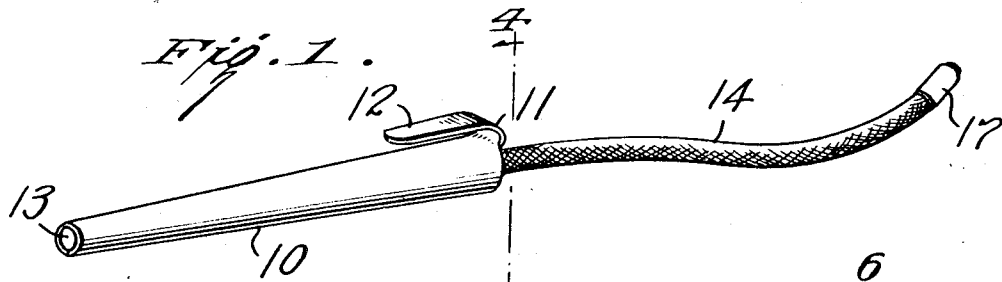
Feb. 7, 1933.

A. GOODMAN

1,896,617

HAIR CURLER

Filed July 2, 1930



Inventor

ABRAHAM GOODMAN,

By *Leslie D. ...*

Attorney

UNITED STATES PATENT OFFICE

ABRAHAM GOODMAN, OF BROOKLYN, NEW YORK, ASSIGNOR TO EMETH FINANCIAL CORPORATION, A CORPORATION OF NEW YORK

HAIR CURLER

Application filed July 2, 1930. Serial No. 465,262.

This invention relates to improvements in hair curlers or wavers and has for an object the provision of an extremely simple and highly effective device which may readily be manufactured in quantity at a comparatively low cost.

Another object is to provide a device so constructed that its entire length may be used to curl or wave the hair.

A further object is to provide the device with an easily manipulated flexible elastic member for holding it in place and binding the coils of hair thereon.

With these and other objects in view the invention consists in the novel features of construction, arrangement and combination of parts hereinafter described. It is to be understood, however, that the invention is not to be limited to the details shown and described, but extends to whatever constructions may come within the scope of the appended claims.

The device is adapted to be used either to form a curl or wave in the hair. In the former use the hair is coiled about the device, while in the latter use the hair is wound spirally thereon.

In the drawing:—

Figure 1 is a view in perspective of a device embodying my invention;

Figure 2 is a longitudinal sectional view of the same showing the elastic member in its fastened position;

Fig. 3 is a bottom plan view partly in section;

Fig. 4 is a sectional view taken on the line 4-4 of Fig. 1.

Fig. 5 is a plan view of a blank from which the device may be made;

Fig. 6 is a sectional view taken on the line 6-6 of Fig. 2 showing the device with coils of hair wound thereon; and,

Fig. 7 is a perspective view of a modification.

My invention in the form or embodiment shown in the drawing and briefly described, comprises a tubular member 10 of a length sufficient to permit winding thereon of the required number of coils of hair and to facilitate the handling of the device between the

fingers. Said tubular member is preferably tapered in length, as shown, so that it may be easily withdrawn from the hair after a curl or wave has been formed.

The tubular member has an extension at one end which is bent upwardly and forwardly, as at 11, to provide a finger 12. In winding the hair on the tube the end of the lock or strand to be wound is caught or engaged between the finger 12 and the tube. The member 10 is preferably formed with a hollow bore 13 open at both ends.

14 indicates a flexible elastic member or cord. One end of this elastic member is bound in a sleeve 15 which sleeve is inserted in the rear open end of the bore and is permanently fastened or anchored therein by bending over the prongs or lugs 14 as clearly shown in Fig. 4. The free end of this elastic member 14 is provided with a tip 17 which is to be inserted into the opening at the front end of the tubular member as illustrated in Fig. 2.

The modification shown in Fig. 7 is substantially similar in construction to the form previously described except that in this instance the finger 12 is eliminated.

In using the device, an end of the hair is caught between the tube 10 and finger 12, and said tube is then turned axially to coil or wind the hair thereon. After the desired number of coils have been wound on the tube, the free end of the elastic member is inserted in the front end of the tube so as to hold the tube in place and to bind the coils of hair thereon. The tube is then permitted to remain in the hair until after the curl or wave has been set, when it may be easily removed.

What I claim is:—

1. A hair curler comprising a rigid tubular member on which hair may be rolled, a finger extending over said member at one end thereof for engaging and clamping the ends of the hair prior to rolling the hair thereon, and a flexible binding cord passing over the tube lengthwise for holding the rolled hair and preventing it from unrolling.

2. A hair curler comprising a rigid tubular member on which the hair may be rolled, a

finger extending over said member at one
 end thereof for engaging and clamping the
 ends of the hair prior to rolling the hair
 thereon, and a flexible elastic cord stretched
 5 lengthwise over the tube for holding the
 rolled hair and preventing it from unrolling,
 said elastic cord having one end fixed to one
 end of the tube and having its opposite end
 detachably secured to the other end of the
 10 tube.

3. A hair curler comprising a tubular
 member on which the hair may be rolled, a
 finger integral with the tubular member bent
 to extend over said member at one end there-
 15 of for engaging and clamping the ends of
 the hair to be rolled, and a flexible elastic
 cord stretched lengthwise over the tube for
 holding the rolled hair and preventing it
 from unrolling, said elastic cord having one
 20 end fixed in one end of the tubular member
 and carrying a tip at its free end, which tip
 is adapted to be removably inserted in the
 opposite end of the tubular member.

Signed at New York, in the county of
 25 New York and State of New York, this 1st
 day of July, A. D. 1930.

ABRAHAM GOODMAN.

30

35

40

45

50

55

60

65