

March 24, 1964

F. L. BRADLEY ET AL
CIGAR BOX

3,126,093

Filed Oct. 25, 1962

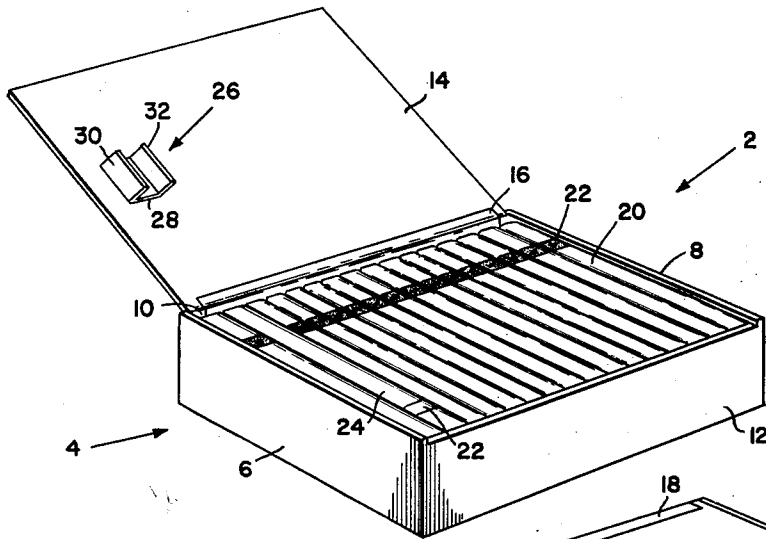


FIG. 1.

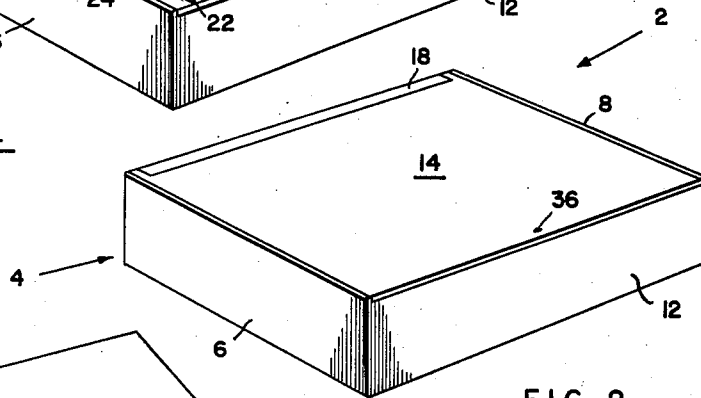


FIG. 2.

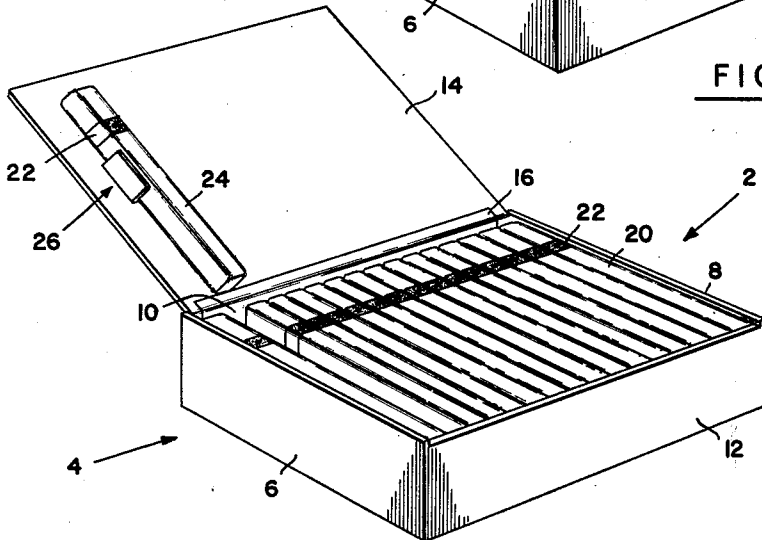


FIG. 3.

INVENTORS
FRED L. BRADLEY &
MORRIS L. WURMAN

BY

Dwight Smith & Harding

ATTORNEYS

1

3,126,093
CIGAR BOX

Fred L. Bradley, York, and Morris L. Wurman, Melrose Park, Pa., assignors to Bayuk Cigars Incorporated, Philadelphia, Pa., a corporation of Maryland
Filed Oct. 25, 1962, Ser. No. 233,080
3 Claims. (Cl. 206—45.13)

This invention relates to a cigar box and more particularly relates to a cigar box having means for displaying a cigar on the inside of the lid of the box.

This invention provides means in combination with a cigar box wherein the box can be packed in the conventional manner with cigars and when the box is opened by the dealer at the retail level a cigar will automatically be positioned on the inside of the lid to provide an arresting display of the actual cigar being sold. The invention is advantageous in that it does not require any substantial deviation in the operation of packing the cigar boxes and does not require any work at the retail level to set up the display. This is a considerable advantage since it is well recognized that dealers at the retail level, due to the press of other business matters, will frequently fail to make the displays recommended by the manufacturer even when they recognize that such a display is to the mutual benefit of the retailer and the manufacturer.

The invention and its objects will be further understood on reading the following description in conjunction with the drawings in which,

FIGURE 1 is a front perspective view of a cigar box embodying the invention;

FIGURE 2 is a front perspective view of the cigar box of FIGURE 1 with the lid thereof in the closed position; and

FIGURE 3 is a front perspective view of the cigar box of FIGURE 1 with the lid thereof reopened with a cigar in the display position on the inside of the lid.

Referring now particularly to FIGURE 1, a cigar box 2 has a body portion 4 provided with side panels 6 and 8, rear panel 10 and a front panel 12. Side panels 6 and 8 are higher than panels 10 and 12 to provide for the accommodation of a lid 14 so that the top thereof will be substantially level with the tops of side panels 6 and 8. Lid 14 is hingedly connected to rear panel 10 by a paper strip 16 which is glued to the interior of lid 14 and rear panel 10 and by a strip 18 which is glued to the exterior of lid 14 and the exterior of rear panel 10. The thus described cigar box is well known to the art and hence need not be described in any greater detail.

The body portion 4 of cigar box 2 is packed with cigars 20 having a conventional cigar band 22. A cigar 24 identical with the cigars 20 is positioned in the top row of cigars in an upside down position with respect to the cigars 20 and with its band 22 adjacent the front panel 12 rather than adjacent to the rear panel 10. This is the only deviation in the normal packing procedure which is desirable as will become apparent from the further description.

In accordance with this invention, cigar box 2 is provided with a clip 26 of, for example wood or metal. Clip 26 is substantially U-shaped and has a base portion 28 which is secured to the interior face of lid 14 intermediate the front and rear thereof, for example by an adhesive. Clip 26 is provided with arms 30 and 32 which extend away from the inner face of lid 14 and are spaced apart approximately the distance between alternate cigars packed in body portion 4 of cigar box 2, i.e. a distance slightly less than the width of a cigar before it is packed since the cigar is somewhat resilient and is slightly com-

2

pressed on being packed. The center line of clip 26 is positioned to lie in the vertical plane passing through the center line of cigar 24.

Operation

In operation, the body portion 4 of cigar box 2 is packed in the manner described above with lid 14 then being closed and secured in any conventional manner as, for example by a nail 36, driven through the lid 14. When lid 14 is closed, arms 30 and 32 of clip 26 are urged between the sides of cigar 24 and the sides of the adjacent cigars 20, 20 respectively.

When the dealer receives the box and opens it, arms 30 and 32 of clip 26 will retain cigar 24 withdrawing it from body portion 4 and holding it on lid 14 in display position. Thus, without any extra effort on his part, the dealer by simply opening the cigar box 2 is provided with an attractive display on the interior of lid 14 of the actual cigar which he is selling.

It will be understood that the above specific embodiment of the invention is set forth for purposes of illustration and that it is not intended to be limiting.

What is claimed is:

1. In combination with a cigar box containing cigars and having a body portion and a lid hingedly connected to the body portion; a clip secured to the inner face of the lid, said clip having a pair of arms extending away from the inner face of the lid, said arms being spaced apart a distance substantially equal to the distance between alternate cigars, the arms passing between a cigar and the cigars adjacent the first-mentioned cigar on the closing of the lid to engage the first-mentioned cigar and withdrawing the said first-mentioned cigar on the reopening of the lid to provide a display of the cigar attached to the interior of the lid.

2. In combination with a cigar box containing cigars and having a body portion and a lid hingedly connected to the body portion; a substantially U-shaped clip secured to the inner face of the lid, said clip having a pair of arms extending away from the inner face of the lid, said arms being spaced apart a distance substantially equal to the distance between alternate cigars, the arms passing between a cigar and the cigars adjacent the first-mentioned cigar on the closing of the lid to engage the first-mentioned cigar and withdrawing the said first-mentioned cigar on the reopening of the lid to provide a display of the cigar attached to the interior of the lid.

3. In combination with a cigar box containing cigars and having a body portion and a lid hingedly connected to the body portion by a hinge having an axis lying transversely to the length of the cigars as they are accommodated in the box; a substantially U-shaped clip secured to the inner face of the lid, said clip having a pair of arms extending away from the inner face of the lid and lying in planes respectively perpendicular to the hinge of the lid, said arms being spaced apart a distance substantially equal to the distance between alternate cigars, the arms passing between a cigar and the cigars adjacent the first-mentioned cigar on the closing of the lid to engage the first-mentioned cigar and withdrawing the said first-mentioned cigar on the reopening of the lid to provide a display of the cigar attached to the interior of the lid.

References Cited in the file of this patent

UNITED STATES PATENTS	
1,309,030	Hawkins ----- July 8, 1919
FOREIGN PATENTS	
454,281	Great Britain ----- Sept. 28, 1936