



US00D547454S

(12) **United States Design Patent**  
**Hsieh**

(10) **Patent No.:** **US D547,454 S**

(45) **Date of Patent:** **\*\* Jul. 24, 2007**

(54) **TRANSCUTANEOUS NERVE STIMULATOR**

(75) Inventor: **Chin-Chih Hsieh, Yunghe (TW)**

(73) Assignee: **Well-Life Healthcare Limited, Yunghe (TW)**

(\*\*) Term: **14 Years**

(21) Appl. No.: **29/275,326**

(22) Filed: **Dec. 20, 2006**

(51) **LOC (8) Cl.** ..... **24-01**

(52) **U.S. Cl.** ..... **D24/186**

(58) **Field of Classification Search** ..... D24/138,  
D24/186, 200, 215; D10/81; 600/41, 46,  
600/48, 54-56, 58-65

See application file for complete search history.

(56) **References Cited**

**U.S. PATENT DOCUMENTS**

4,759,368 A *	7/1988	Spanton et al. ....	607/46
D323,561 S *	1/1992	Bartelt et al. ....	D24/200
D372,981 S *	8/1996	McMahan et al. ....	D24/186
D390,666 S *	2/1998	Lagerlof ..... ..	D24/186
D414,870 S *	10/1999	Saltzstein et al. ....	D24/186
D420,446 S *	2/2000	Kehr et al. .... ..	D24/186
D452,012 S *	12/2001	Phillips ..... ..	D24/186
D502,655 S *	3/2005	Huang ..... ..	D10/81

D503,641 S *	4/2005	Huang ..... ..	D10/81
D510,625 S *	10/2005	Widener et al. ....	D24/186
D526,063 S *	8/2006	Widener et al. ....	D24/186
D535,031 S *	1/2007	Barrett et al. ....	D24/186
D537,164 S *	2/2007	Shigemori et al. ....	D24/138

\* cited by examiner

*Primary Examiner*—Catherine R. Oliver

*Assistant Examiner*—Mark Cavanna

(57) **CLAIM**

The ornamental design for transcutaneous nerve stimulator, as shown and described.

**DESCRIPTION**

FIG. 1 is a perspective view of a transcutaneous nerve stimulator showing my new design;

FIG. 2 is a front view thereof;

FIG. 3 is a rear view thereof;

FIG. 4 is a left side view thereof;

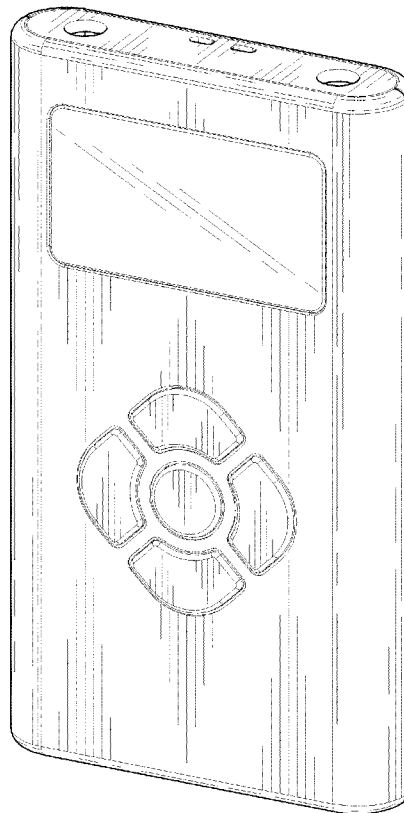
FIG. 5 is a right side view thereof;

FIG. 6 is a top view thereof;

FIG. 7 is a bottom view thereof; and,

FIG. 8 is another perspective view showing the transcutaneous nerve stimulator.

**1 Claim, 6 Drawing Sheets**






FIG.1




FIG.2

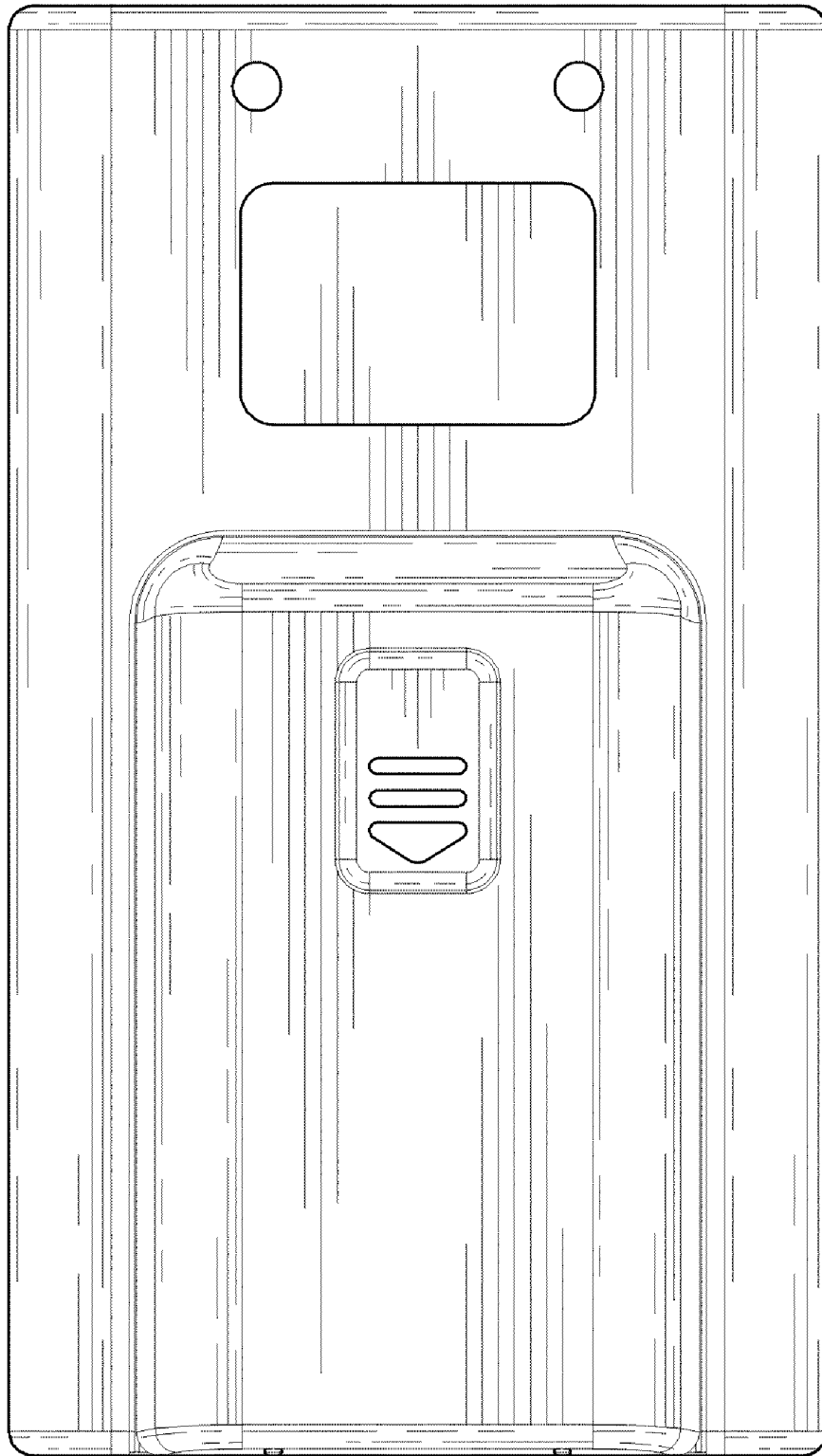


FIG.3

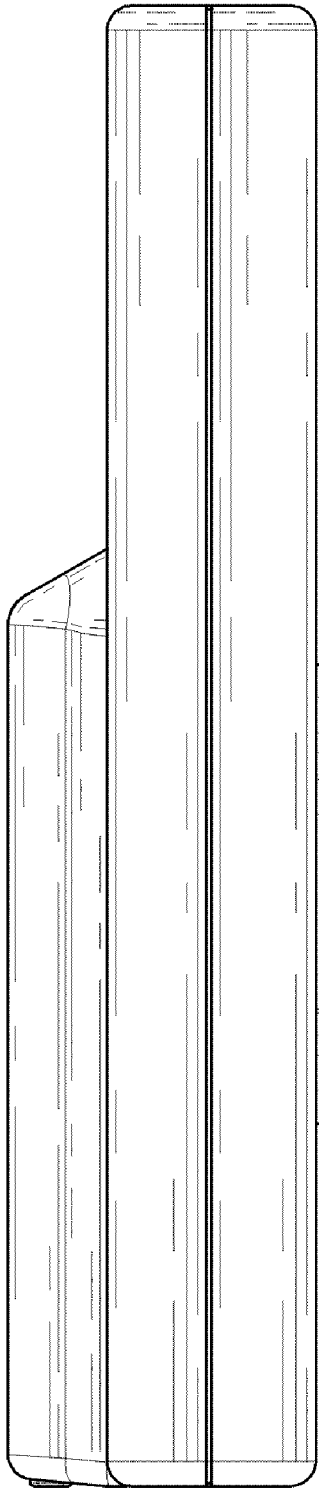


FIG. 4

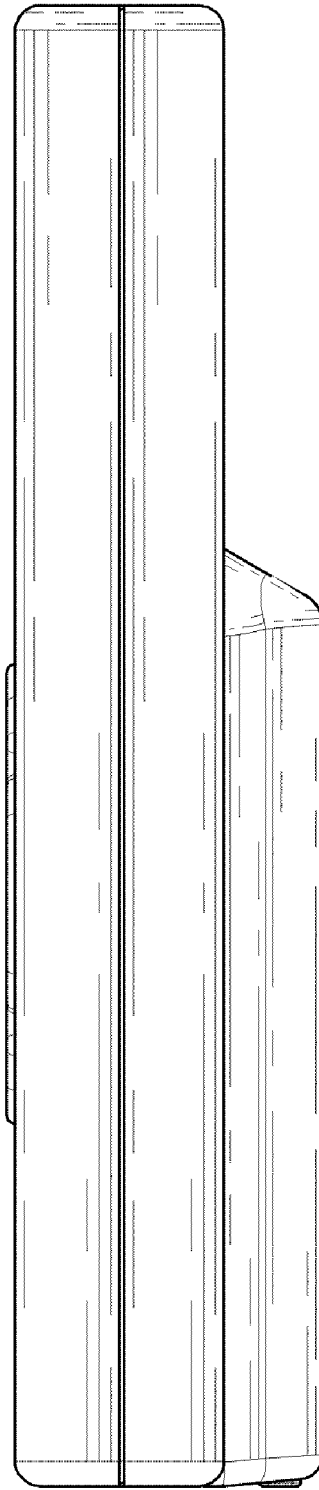


FIG. 5

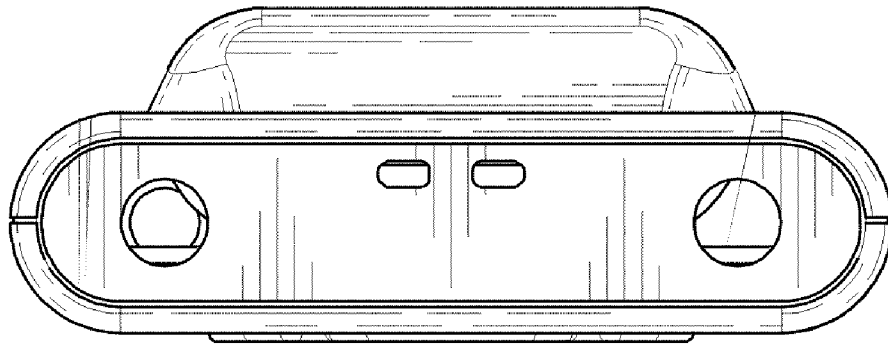


FIG. 6

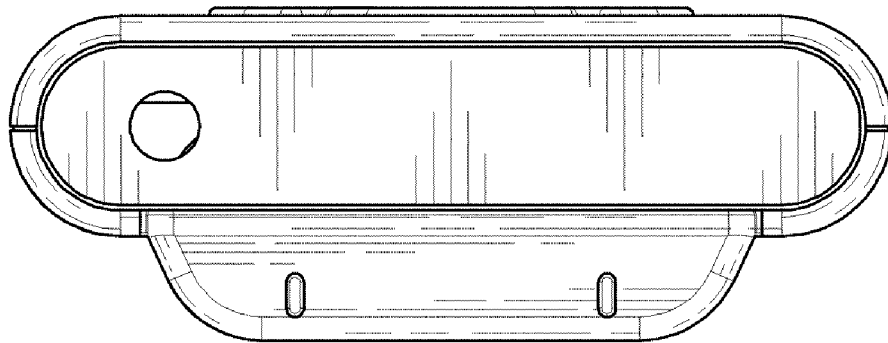


FIG. 7

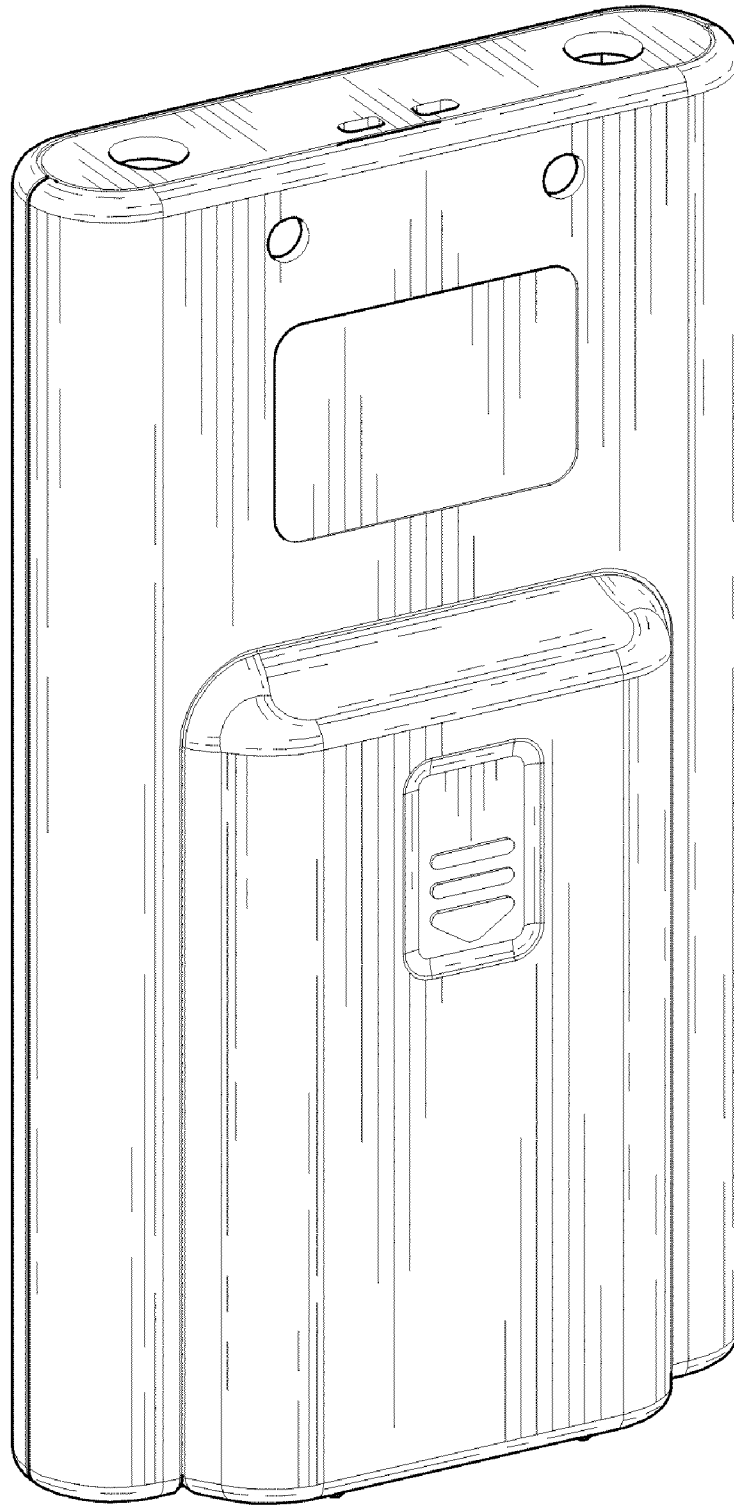


FIG.8