



(12) **EUROPEAN PATENT APPLICATION**

(43) Date of publication:  
**22.06.2016 Bulletin 2016/25**

(51) Int Cl.:  
**G06Q 20/32 (2012.01) G06Q 20/40 (2012.01)**

(21) Application number: **14198542.4**

(22) Date of filing: **17.12.2014**

(84) Designated Contracting States:  
**AL AT BE BG CH CY CZ DE DK EE ES FI FR GB GR HR HU IE IS IT LI LT LU LV MC MK MT NL NO PL PT RO RS SE SI SK SM TR**  
 Designated Extension States:  
**BA ME**

(72) Inventor: **PELLETIER, Hervé**  
**1053 Cugy (CH)**

(74) Representative: **Leman Consulting S.A.**  
**Chemin de Précossy 31**  
**1260 Nyon (CH)**

(71) Applicant: **Nagravision S.A.**  
**1033 Cheseaux-sur-Lausanne (CH)**

(54) **Securing contactless payment performed by a mobile device**

(57) The method, the mobile device, and the payment terminal of the invention relate to security of contactless payment performed during a purchase of products or services by using a short-range wireless communication between the mobile device and the payment terminal. Various external parameters associated to the payment transaction may be exchanged between the mobile device and the payment terminal. Preferred embodiments comprise external parameters such as re-

spective positions of the mobile device and the payment terminal, time stamps related to transaction processing time or identifiers of each the mobile device and the payment terminal. Difference values related to these external parameters are verified by both the mobile device and the payment terminal by carrying out comparison with reference values before validation of the payment transaction by the payment terminal.

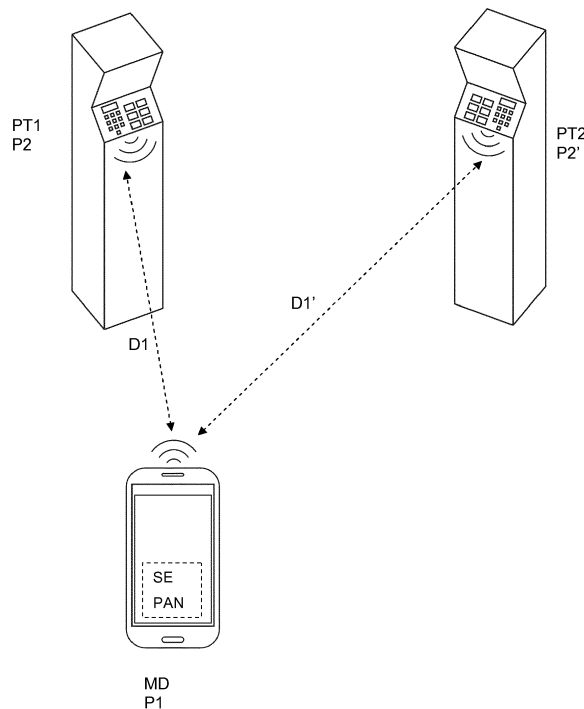


Fig. 1

## Description

### Field of the invention

**[0001]** The present invention relates to security of contactless payment performed during a purchase of products or services by using a short-range wireless communication between a mobile device and a payment terminal of a merchant.

### Technical background

**[0002]** Contactless payment involves securely exchanging payment information between a payment terminal of a merchant (hereafter, a payment terminal) and customers who use mobile communication devices, such as a smartphone, a tablet computer, or any other mobile personal assistant.

**[0003]** With the development of the information and communication technology, it has become common to use portable devices for performing payment transactions. For example, a smartphone may be used as payment means, in a similar way as with a contactless credit card, thanks to a specific application installed on the smartphone using e.g. RF (Radio Frequency) short-range wireless data exchange with the payment terminal. The mobile device thus comprises at least one appropriate transceiver device able to establish a short-range electromagnetic communication with a payment terminal equipped with a similar transceiver device. Known transceiver devices using communication protocols managing this data exchange comprise mainly NFC (Near Field Communication), Bluetooth or ZigBee technology.

**[0004]** An advantage of the NFC technology is the very short transmission range of a few centimeters, which may limit possibility of eavesdropping or intercepting sensitive data exchanged between the mobile device and the payment terminal.

**[0005]** However, one drawback of the RF short-range wireless communication channels in general is related to their potential security vulnerability. Among the security weaknesses of contactless solutions, the most important one is their vulnerability to "relay attack". In such a case, an unethical player performing cyber attacks, (hereafter attacker or hacker) may be able to initiate a payment transaction by intercepting data in RF signals exchanged between the mobile device of a customer and a legitimate merchant payment terminal. The intercepted data are then redirected or relayed to another payment terminal for carrying out an illegal payment transaction to the detriment of the customer as well as of the legitimate merchant.

### Summary of the invention

**[0006]** According to one embodiment, it is proposed a method for securing a contactless payment transaction performed by a mobile device on a payment terminal ac-

ording to claim 1

**[0007]** Further objects of the invention relate to a mobile device, according to claim 11, configured to secure a contactless payment transaction and to a payment terminal, according to claim 13, configured to process a payment transaction received from the mobile device.

**[0008]** The method, the mobile device and the payment terminal of the invention are set to operate with various external parameters associated to the payment transaction exchanged between the mobile device and the payment terminal. Preferred embodiments described hereafter use external parameters such as respective positions of the mobile device and the payment terminal, time stamps related to transaction processing time or identifiers of each the mobile device and the payment terminal. Difference values related to these external parameters are verified by both the mobile device and the payment terminal by carrying out comparison with reference values before validation of the payment transaction. These parameters are thus qualified as external because they rather depend on environmental factors of the payment transaction than on the payment transaction itself, the structure of which is standardized.

### Brief description of the drawings

**[0009]** The invention will be better understood thank to the following detailed description, which refers to the attached drawings given as non-limitative examples.

Figure 1 shows a schematic view representing a mobile device and payment terminals with their respective external parameters corresponding to their respective spatial positions involved in securing contactless payment transactions.

Figure 2 shows a flowchart of data exchanged between a mobile device and a payment terminal via a short-range wireless communication channel according to the invention.

### Detailed description

**[0010]** The method of the invention preferably applies in payment solutions for mobile devices using a tokenization protocol based on PCI (Payment Card Industry) data security standard. A primary account number (PAN) is saved in a secure element SE associated to the mobile device.

**[0011]** The mobile device may be selected in a group comprising a smartphone, a tablet, a portable computer, or any other portable digital assistant provided with appropriate payment application, secure element and a short-range electromagnetic communication transceiver.

**[0012]** The secure element SE may include a platform onto which applications can be installed, personalized, and managed. It consists of hardware, software, interfaces, and protocols that enable the secure storage of

certificates and execution of applications for payment, authentication, and other services. Security-critical applications, such as those involving payment and account certificates, require secure hardware storage and a secure execution environment. On mobile devices, this is usually handled by the secure element.

**[0013]** The secure element may be implemented in different forms such as a Universal Integrated Circuit Card (UICC), an embedded secure element, or NFC (Near Field Communication) facilities such as a separate chip or secure device, which can be inserted into a slot on the mobile device or used in a contactless fashion. Typically, a UICC is in the form of a subscriber identity module (SIM), which is controlled by the mobile network operators. An embedded secure element gives service providers the option to embed the secure element into the mobile device itself. A secure element may include one or more security domains, each of which includes a collection of data, such as packages, applets, applications, and the like, that trust a common entity (i.e., are authenticated or managed using a common or global cryptographic key or token). Security domains may be associated with service providers and may include service provider applets or applications such as loyalty, couponing, and credit card, and transit applications, or applets.

**[0014]** At start of a payment transaction between a mobile device and a payment terminal, the mobile device receives from the payment terminal, upon a transaction request, transaction parameters TP pertaining to a current payment comprising at least an amount and a transaction identifier. In a preparation phase of the payment transaction, the secure element SE may generate, by using a cryptographic function F, an initial token T0 in form of a cryptogram F(TP) comprising at least the user primary account number (PAN) and the transaction parameters TP associated to a current payment transaction. The initial token T0 may also be generated on-line via the mobile communication network and provided to the secure element SE of the mobile device MD. The cryptogram F(TP) further comprises an integrity figure such as a digest obtained for example by a hash function applied on all or part of the transaction parameters TP.

**[0015]** The initial token T0 is in general unique for a given transaction. Even a same payment terminal is used with a same mobile device; each payment leads in general to a new token generation by the secure element SE. According to specifications established by the EMVco group (the organization developing and maintaining the Europay, MasterCard, Visa standard) an initial token T0 may also be used for different transactions, in this case an expiry date limits the number of transactions. The payment transaction is validated by the payment terminal, which verifies integrity of the initial token T0 before forwarding it to a server of a payment authority PA such as a clearing entity, a bank or a credit card managing center. The server verifies also uniqueness or expiry date of a given token against a "used" tokens database to prevent replaying a same token for another transaction.

**[0016]** When the user authentication on the mobile device is carried out successfully, the initial token T0 is ready to be transmitted to a payment terminal of a merchant via a short-range wireless communication channel using as for example NFC or Bluetooth technology.

**[0017]** The user authentication may be performed by introducing a PIN code or a fingerprint in an appropriate user interface of the mobile device operating system or of a payment application.

**[0018]** According to the invention, the mobile device as well as the payment terminal is further configured to verify various external parameters related to the payment transaction environment before forwarding the corresponding initial token T0 to the payment authority PA.

**[0019]** According to a preferred embodiment illustrated by figure 1, the external parameter comprises spatial positions (P1, P2) defined by coordinates (X, Y, Z) of each the mobile device MD and the payment terminal PT1. These coordinates may be determined by a location application installed in the mobile device using a GPS (Global Positioning System) system. Concerning the payment terminal PT1 having in general a fixed location, the position P2 may be stored in a memory during installation.

**[0020]** In case of indoors locations where the signals provided by GPS system are too weak to be received by the mobile device MD, indoor positioning systems IPS may be used to determine positions. Instead of using satellites, IPS solutions may use different technologies, including distance measurement based on RF emitters used as position references such as WiFi access points, or on positioning systems using magnetic, acoustic, or optical technologies.

**[0021]** These positions coordinates are exchanged via the short-range wireless communication channel and verified by the mobile device MD as well as the payment terminal PT1 before processing the payment transaction. The verification is based on a comparison of a distance D determined by the current positions (P1, P2) and a pre-stored reference distance range Dref.

**[0022]** The flowchart of figure 2 shows the data exchanged, via a short range wireless channel SRW, between a mobile device MD and a payment terminal PT formed by the initial token T0 combined with external parameters (P1, P2) associated respectively to the mobile device MD and the payment terminal PT.

**[0023]** In an initial step, the payment terminal PT transmits to the mobile device MD, transaction parameters TP pertaining to a current payment transaction to be performed by the mobile device MD. The transaction parameters TP comprise at least a primary account number (PAN) related to the user of the mobile device (MD), and an amount corresponding to the current payment transaction. According to an option, the transaction parameters TP may be completed by one or more parameters such as for example an identifier of the transaction, the terminal, or the merchant.

**[0024]** The initial token T0 generated by the secure element SE of the mobile device MD forms a cryptogram

F(TP) unique for the current transaction. The position coordinates P1 provided by the GPS or IPS application of the mobile device MD are then combined with the initial token T0 by applying a reversible mathematical operation noted (x) such as an addition, multiplication, XOR (exclusive OR), or any other reversible combination thereof. The result thus obtained consists of a first token  $T1 = T0 \times P1$ , which is transmitted to the payment terminal PT via the short-range wireless communication channel SRW.

**[0025]** The payment terminal PT replies by sending to the mobile device MD a second token  $T2 = T1 \times P2$  resulting from a combination of the first token T1 and the position P2 of the payment terminal PT by applying the reversible mathematical operation. The mobile device MD determines the position P2 of the payment terminal PT by applying the inverse of the reversible mathematical operation noted (/) to the first token T1 and second token T2.

**[0026]** In fact,  $P2 = T2 / T1$  where  $T2 = T1 \times P2$  and  $T1 = T0 \times P1$  giving  $T0 \times P1 \times P2 / T0 \times P1 = P2$ .

**[0027]** By knowing the positions P1 and P2, the mobile device MD calculates a mobile difference value D1 corresponding to a distance D1 between the mobile device MD and the payment terminal PT. This distance D1 is then compared with a reference distance range D1 ref stored in a memory of the mobile device MD.

**[0028]** The comparison fails when the current distance D1 is out of the reference distance range D1 ref, i.e. a distance longer than the reference distance D1 ref, the transaction is stopped. In fact, in case of a relay attack, a distance D1' between the mobile device MD and an exploited, fake, or any other payment terminal PT2 at a different position P2' is superior to the reference distance D1 ref.

**[0029]** If the comparison is successful, i.e. the distance D1 is comprised within the reference distance range D1 ref, a third token  $T3 = P1 \times P2$  is transmitted by the mobile device MD to the payment terminal PT. This token T3 results by applying the reversible mathematical operation (x) to the position P1 of the mobile device MD and to the position P2 of the payment terminal PT.

**[0030]** The payment terminal PT having received the third token T3 determines the position  $P1 = T3 / P2 = P1 \times P2 / P2$  of the mobile device MD by combining the third token T3 and the position P2 of the payment terminal PT with the inverse of the reversible mathematical operation (/).

**[0031]** In a similar way than the mobile device MD at previous step, the payment terminal PT, also knowing the positions P1 and P2 calculates a terminal difference value D2 corresponding to a distance D2 between the mobile device MD and the payment terminal PT. This distance D2 is then also compared with a reference distance range D2ref stored in a memory of the payment terminal PT.

**[0032]** If the current distance D2 exceeds the reference distance range D2ref, the transaction is stopped. In contrary case, when the distance D2 is comprised within the

reference distance range D2ref, the payment terminal PT determines the initial token T0 by combining the second token T2 and the third token T3 previously received with the inverse of the reversible mathematical operation.

**[0033]** In fact,  $T0 = T2 / T3 = T1 \times P2 / P1 \times P2 = T0 \times P1 \times P2 / P1 \times P2 = T0$

**[0034]** The initial token T0, thus obtained is processed by the payment terminal PT that forwards it to a bank, or a credit card managing center for clearing.

**[0035]** According to an option, the mobile device MD may send the initial token T0 to the payment terminal PT for checking identity with the initial token T0 calculated by  $T0 = T2 / T3$  before sending it to the payment authority PA. A difference between the token T0 sent by the mobile device MD and the token T0 calculated by the payment terminal PT may result from a modification of either position P1 or position P2 or both used to calculate the initial token T0. A token T0' different from the initial token T0 generated by the mobile device MD will be rejected by the payment terminal PT in presence of the token check option or by the payment authority PA in absence of this option.

**[0036]** Passive relay attacks where a hacker attempts to transfer a captured transaction to another terminal without modifying data are prevented through the tests performed by both the mobile device MD and the payment terminal PT, which compare distances (D1, D2) with reference distance ranges (D1ref, D2ref) according to the preferred embodiment.

**[0037]** The method of the invention also allows preventing active relay attacks, i.e. where a hacker captures and modifies data transmitted between a mobile device MD and a payment terminal PT for using the modified data to carry out transaction with another payment terminal.

**[0038]** For example, during an active relay attack, a mobile device MD' of a hacker may capture the tokens  $T1 = T0 \times P1$  and  $T2 = T1 \times P2$  exchanged between an original mobile device MD and a first payment terminal PT1. The mobile device MD' of the hacker calculates the position  $P2 = T2 / T1$  of the first payment terminal PT1 and modifies the obtained position P2 so that the modified value P2' passes the distance test performed by the mobile device MD'.

**[0039]** The mobile device MD' transmits then a token  $T3' = P1' \times P2'$  resulting from a combination of the position P1' of the mobile device MD' and the modified position P2' to a second payment terminal PT2 at position P2' which performs the distance test successfully because the value of the position P2' is comprised within the reference distance range D2ref. The second payment terminal PT2 thus calculates an initial token  $T0' = T2' / T3'$ . This initial token T0' will not correspond to the original initial token T0 generated by the original mobile device MD. In fact, the token  $T3' = P1' \times P2'$  is calculated with the position P1' of the mobile device MD' of the hacker instead with the position P1 of the original mobile device MD, which cannot be calculated from the token T1 without

knowing the initial token T0 generated by the original mobile device MD. Furthermore, the token  $T2' = T0 \times P1 \times P2'$  includes the position P1 of the original mobile device MD instead the position P1' of the mobile device MD' of the hacker.

**[0040]** Finally, even a modified payment terminal position P2' passes the distance tests performed on the mobile device MD' and the payment terminal PT2, the obtained initial token T0' is rejected by the payment terminal PT2 which may analyze it by performing integrity tests for example. If the payment terminal PT2 forwards the obtained token T0' directly to the payment authority PA server without preliminary verification, the token T0' will also be rejected after verification by this server.

**[0041]** A particular aspect of the method of the invention is that the external parameters P1, P2 are masked by the initial token T0 from the start of the transaction until the end when the token T0 is revealed at the payment terminal by applying the inverse of the mathematical reversible operation on the second token T2 and the third token T3. Thanks to this masking effect, both the external parameters P1 and P2 cannot be obtained in an easy way for successfully performing an active relay attack with a correct initial token T0 transferred from one payment terminal to another.

**[0042]** According to a further embodiment, the external parameters P1, P2 comprise a time stamp formed by the current date and time indicated by the mobile device MD and the payment terminal PT at start of a payment transaction. This embodiment may be used in cases where the respective positions of the mobile device MD and the payment terminal PT cannot be determined either in absence of a GPS / IPS application on the mobile device MD or lack of a stable positioning signal as for example in underground places or inside buildings. However, for comparing time stamps, time synchronization between the payment terminal PT and the mobile device MD becomes necessary. Such synchronization may be provided through the mobile communication network for the mobile device MD and by the same mobile network or a wired local network for the payment terminal PT.

**[0043]** The respective time stamps are exchanged and verified by the mobile device MD as well as the payment terminal PT before validating the payment transaction in a similar way than the respective positions of preceding embodiment. The verification is based on a comparison, with a pre-stored reference period of typically a few seconds, of a time difference determined between a current time stamp and a time stamp provided by the payment terminal PT. The time stamp of the payment terminal PT is sent to the mobile device MD with the second token T2 in response to reception of the first token T1.

**[0044]** When the time difference calculated by the mobile device MD, respectively the payment terminal PT exceeds the reference period, the transaction is stopped. In fact, in case of an active relay attack, the time taken by the mobile device MD for simulating a real transaction by data modifications is longer than the time taken by a

normal transaction processing between the mobile device MD and the payment terminal PT.

**[0045]** When the time difference is comprised within the reference period, the transaction is considered as valid by the payment terminal PT and the initial token T0 is forwarded to a server of a payment authority PA.

**[0046]** According to a further embodiment, the external parameters comprise an identifier ID2 of the payment terminal PT and an identifier ID2' acquired by the mobile device MD. At the beginning of a payment transaction, the mobile device MD first acquires an identifier ID2' of the payment terminal PT via another channel than the short-range wireless communication channel SRW. The identifier ID2' may be located on or closed to the payment terminal PT.

**[0047]** For example, the identifier of the payment terminal ID2' may be displayed in form of a bar code or a QR code readable by a camera of the mobile device MD using an appropriate application. The mobile device MD then transmits to the payment terminal PT the first token T1 including the initial token T0 combined with the read identifier ID2'.

**[0048]** The payment terminal PT replies by transmitting the second token T2 including the first token T1 combined with an identifier ID2 retrieved from a memory of said payment terminal PT. The verification is thus based on a result of conformity check of the identifier ID2' acquired by the camera and the identifier ID2 received with the second token T2. In case of a difference between these identifiers ID2' and ID2 showing a probable attempt of a relay attack, the transaction is stopped. In the contrary case, the mobile device MD transmits the third token T3 formed by the combination of the identifiers ID2 and ID2' for conformity verification by the payment terminal PT, which compares the identifier ID2' acquired by the mobile device MD with its stored identifier ID2.

**[0049]** When the identifiers conformity check is successful on the mobile device MD and the payment terminal PT, the transaction is considered as valid by the payment terminal PT and the initial token T0 is forwarded to a server of a payment authority. PA.

**[0050]** According to an option, the tokens T1, T2 and T3 transmitted via the short-range wireless communication channel SRW may be signed with a cryptographic key K negotiated between the mobile device and the payment terminal at start of the payment transaction. An algorithm such as Diffie-Hellman may be used for exchanging data necessary to determine the cryptographic key K on both the mobile device and the payment terminal without exchanging the key K itself.

**[0051]** The signature comprises a digest of the transmitted token (T1, T2, T3) encrypted with the cryptographic key, the digest being calculated by applying a one-way and collision free hash function of type SHA-2, SHA-3, BLAKE or of any other proprietary type on the concerned token.

**[0052]** At reception of a token (T1, T2, T3) by the mobile device MD or the payment terminal PT, the signature is

verified by decrypting the received digest and comparing this decrypted digest with a digest calculated by applying the hash function on the received token (T1, T2, T3). If the calculated digest is identical to the received digest, the token is accepted, otherwise it is rejected, and the processing of the transaction stopped. The cryptographic key may be of symmetrical or asymmetrical type.

**[0053]** Given that the short-range wireless communication channel SRW is considered as unsecure, the key negotiation may be visible by an attacker, in particular during a "man in the middle attack", whose mobile device takes the place of the "original" mobile device and becomes able to determine the cryptographic key K. The exchange of tokens combined with external parameters and verification processes according to the invention thus represents an efficient and sufficient solution to the relay or man in the middle attack problem, which cannot be solved in by a suitable cryptographic solution in an environment implementing an unsecure wireless communication channel.

## Claims

1. A method for securing a contactless payment transaction performed by a mobile device (MD) on a payment terminal (PT), the mobile device (MD) comprising a secure element (SE) configured to provide a token (T0) associated to a current payment transaction and to transmit the token (T0) to the payment terminal (PT) via a short-range wireless communication channel (SRW), the method is **characterized in that** it comprises steps of:

- receiving from the payment terminal (PT), by the mobile device (MD), transaction parameters (TP) pertaining to the current payment transaction,
- providing, by the mobile device (MD), a unique initial token (T0) formed from at least part of the received transaction parameters (TP),
- transmitting, by the mobile device (MD), to the payment terminal (PT), via the short range wireless communication channel, a first token (T1 = T0 x P1) resulting from a combination of the initial token (T0) and a first external parameter (P1) associated to the mobile device (MD),
- receiving from the payment terminal, in response to the first token (T1), a second token (T2 = T1 x P2) resulting from a combination of the first token (T1) and a second external parameter (P2) associated to the payment terminal (PT),
- determining, by the mobile device (MD), the second external parameter (P2 = T2 / T1) from the second token (T2) and the first token (T1),

- determining a mobile difference value (D1

= diff (P1, P2)) between the second external parameter (P2) and the first external parameter (P1),

- comparing the mobile difference value (D1) with a predetermined reference difference range (D1 ref) stored in a memory of the mobile device (MD),

- if the mobile difference value (D1) is within the reference difference range (D1 ref), transmitting to the payment terminal (PT) a third token (T3 = P1 x P2) based on the first external parameter (P1) and the second external parameter (P2),

- determining by the payment terminal (PT) the first external parameter (P1 = T3 / P2) from the third token (T3) and the second external parameter (P2),

- determining by the payment terminal (PT) a terminal difference value (D2 = diff (P1, P2)) between the second external parameter (P2) and the first external parameter (P1),

- comparing the terminal difference value (D2) with a predetermined reference difference range (Dref2) stored in a memory of the payment terminal (PT),

- if the terminal difference value (D2) is comprised within the reference difference range (D2ref), determining the initial token (T0 = T2 / T3) from the second token (T2) and the third token (T3),

- transmitting by the payment terminal (PT) the determined initial token (T0) to a server of a payment authority (PA), the payment transaction being processed by the payment terminal (PT).

2. The method according to claim 1 **characterized in that** the first external parameter (P1) and the second external parameter (P2) represent position coordinates respectively of the mobile device (MD) and the payment terminal (PT), the position coordinates being determined by a global positioning system (GPS) or by an indoor positioning system (IPS).

3. The method according to claim 2 **characterized in that** the difference value (D1, D2) determined by the mobile device or the payment terminal between the second external parameter (P2) and the first external parameter (P1) represent a distance between the mobile device (MD) and the payment terminal (PT), the distance being compared with a predetermined reference distance range (Dref1, Dref2) stored in a memory of the mobile device (MD) respectively in a memory of the payment terminal (PT).

4. The method according to claim 1 **characterized in that** the first external parameter (P1) and the second external parameter (P2) represent a time stamp formed by the current date and time indicated by the mobile device (MD) and the payment terminal (PT) at start of a payment transaction.
5. The method according to claim 4 **characterized in that** the mobile difference value (D1) between the second external parameter (P2) and the first external parameter (P1) represents a transaction processing time of the mobile device (MD) and **in that** the terminal difference value (D2) between the second external parameter (P2) and the first external parameter (P1) represents a transaction processing time of the payment terminal (PT), the transaction processing time of the mobile device (MD) being compared with a predetermined reference time period range (D1 ref) stored in a memory of the mobile device (MD) and the transaction processing time of the payment terminal (PT) being compared with a predetermined reference time period range (D2ref) stored in a memory of the payment terminal (PT).
6. The method according to claim 1 **characterized in that** the first external parameter (P1) represents an identifier (ID2') of the payment terminal based on a code acquired, at a start of a payment transaction, by a camera associated to the mobile device (MD), the code being located on or closed to said payment terminal (PT) and **in that** the second external parameter (P2) represents an identifier (ID2) stored in a memory of the payment terminal (PT).
7. The method according to claim 6 **characterized in that** the difference value between the second external parameter (P2) and the first external parameter (P1) represents a conformity check result of the acquired identifier (ID2') and the identifier (ID2) of the payment terminal (PT) received by the mobile device (MD) via the second token (T2).
8. The method according to any of claim 1 to 7 **characterized in that** the combination is a reversible mathematical operation selected from a group comprising an addition, multiplication, exclusive OR, or any other reversible combination thereof.
9. The method according to any of the claims 1 to 8, **characterized in that** it comprises step of receiving by the payment terminal (PT) from the mobile device (MD) the initial token (T0) after determining the initial token (T0) from the second token (T2) and the third token (T3), and checking identity of the determined initial token (T0) by comparison with the received initial token (T0) before transmitting said initial token (T0) to the server of the payment authority (PA).
10. The method according to any of claim 1 to 10 **characterized in that** the tokens (T1, T2, T3) transmitted via the short-range wireless communication channel are signed with a cryptographic key K negotiated between the mobile device (MD) and the payment terminal (PT) at start of the payment transaction, the signature comprising a digest of the transmitted token (T1, T2, T3) encrypted with the cryptographic key, the digest being calculated by applying a one-way and collision free hash function of type SHA-2, SHA-3, BLAKE or of any other proprietary type on the concerned token (T1, T2, T3).
11. A mobile device (MD), configured to perform a payment transaction with a payment terminal (PT) via a short-range wireless communication channel (SRW), the mobile device (MD) comprising a secure element (SE) configured to provide a token (T0) associated to a current payment transaction and to transmit the token (T0) to the payment terminal (PT), the mobile device (MD) is **characterized in that** the secure element (SE) is further configured to:
- receive from the payment terminal (PT) transaction parameters (TP) pertaining to the current payment transaction,
  - provide a unique initial token (T0) formed from at least part of the received transaction parameters (TP),
  - obtain a first token ( $T1 = T0 \times P1$ ) resulting from a combination of the unique initial token (T0) and a first external parameter (P1) associated to the mobile device (MD),
  - transmit the first token (T1) to the payment terminal (PT) via the short range wireless communication channel (SRW),
  - receive from the payment terminal (PT), in response to the first token (T1), a second token ( $T2 = T1 \times P2$ ) obtained by a combination of the first token (T1) and a second external parameter (P2) associated to the payment terminal (PT),
  - determine the second external parameter ( $P2 = T2 / T1$ ) from the second token (T2) and the first token (T1),
  - determine a mobile difference value (D1) between the second external parameter (P2) and the first external parameter (P1),
  - compare the mobile difference value (D1) with a predetermined reference difference range (D1 ref) stored in a memory of the mobile device (MD),
  - obtain a third token ( $T3 = P1 \times P2$ ) resulting from a combination of the first external parameter (P1) and the second external parameter (P2) if determined mobile difference value (D1) is comprised within the reference difference range (D1 ref),
  - transmit the third token ( $T3 = P1 \times P2$ ) to the

payment terminal (PT).

12. The mobile device according to claim 11 **characterized in that** the combination is a reversible mathematical operation selected in a group comprising an addition, multiplication, exclusive OR, or any other reversible combination thereof. 5

13. A payment terminal (PT) configured to process a payment transaction by receiving from a mobile device (MD), via a short-range wireless communication channel (SRW), a unique initial token (T0) associated to a current payment transaction, the payment terminal (PT) is **characterized in that** it is further configured to: 10  
15

transmit transaction parameters (TP) pertaining to the current payment transaction to the mobile device (MD),  
receive from the mobile device (MD) a first token (T1 = T0 x P1) resulting from a combination of the initial token (T0) and a first external parameter (P1) associated to the mobile device (MD),  
transmit to the mobile device (MD), in response to the first token (T1), a second token (T2 = T1 x P2) obtained by a combination of the first token (T1) and a second external parameter (P2) associated to the payment terminal (PT),  
receive from the mobile device (MD) a third token (T3 = P1 x P2) resulting from a combination of the first external parameter (P1) and the second external parameter (P2),  
determine the first external parameter (P1 = T3 / P2) from the third token (T3) and the second external parameter (P2),  
determine a terminal difference value (D2) between the second external parameter (P2) and the first external parameter (P1),  
compare the terminal difference value (D2) with a predetermined reference difference range (D2ref) stored in a memory of the payment terminal (PT), determine the initial token (T0 = T2 / T3) from the second token (T2) and the third token (T3) if determined difference value is comprised within the reference difference range (D2ref),  
process the payment transaction and transmit the determined initial token (T0) to a server of a payment authority (PA). 20  
25  
30  
35  
40  
45  
50

14. The payment terminal according to claim 13 **characterized in that** the combination is a reversible mathematical operation selected in a group comprising an addition, multiplication, exclusive OR, or any other reversible combination thereof. 55



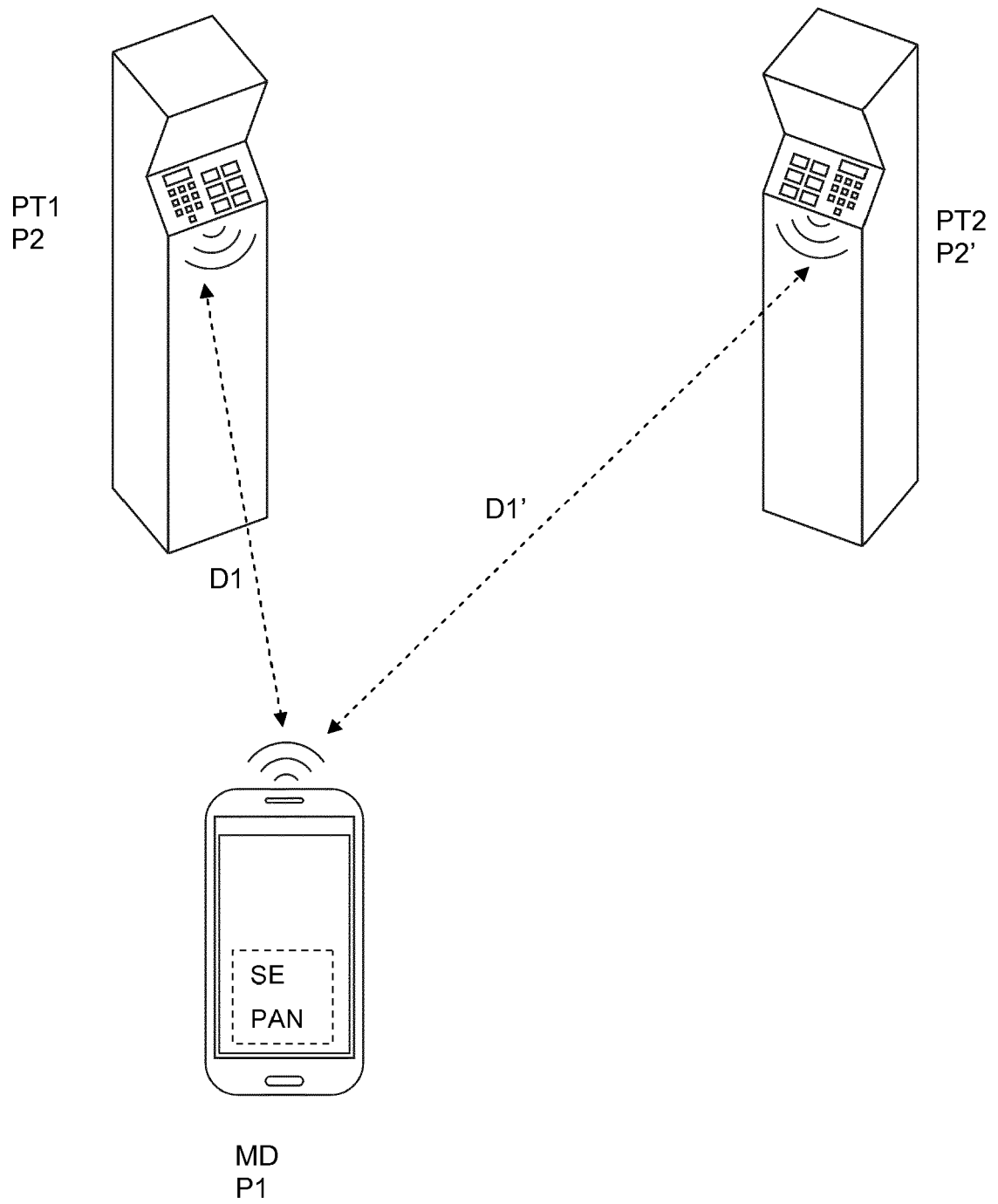


Fig. 1

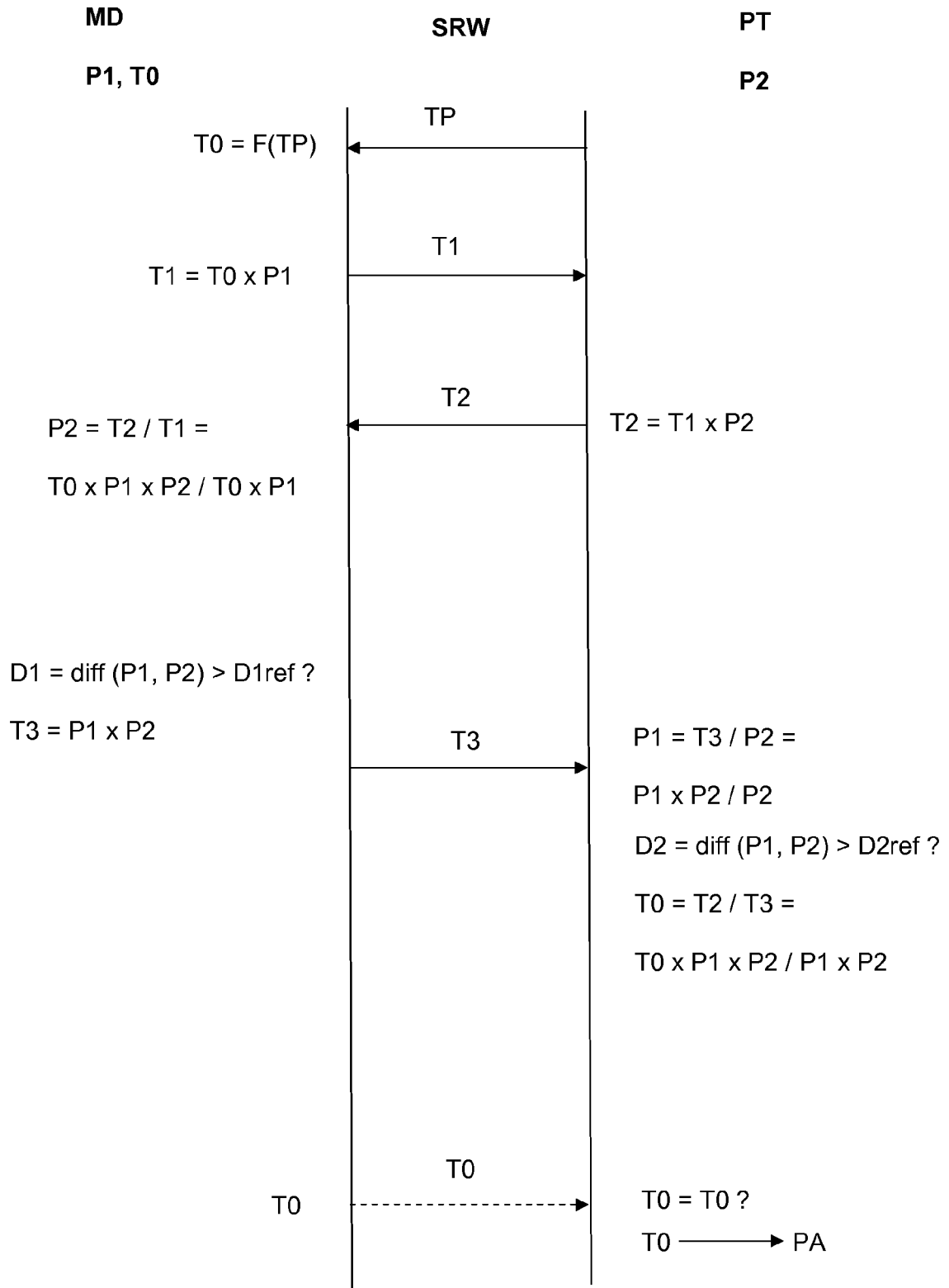


Fig. 2



EUROPEAN SEARCH REPORT

Application Number  
EP 14 19 8542

5

10

15

20

25

30

35

40

45

50

55

DOCUMENTS CONSIDERED TO BE RELEVANT			
Category	Citation of document with indication, where appropriate, of relevant passages	Relevant to claim	CLASSIFICATION OF THE APPLICATION (IPC)
X	LISHOY FRANCIS ET AL: "Practical NFC Peer-to-Peer Relay Attack using Mobile Phones", INTERNATIONAL ASSOCIATION FOR CRYPTOLOGIC RESEARCH,, vol. 20100428:135139, 23 April 2010 (2010-04-23), pages 1-15, XP061004466, [retrieved on 2010-04-23] * the whole document *	1-14	INV. G06Q20/32 G06Q20/40
X	"Payment Tokenisation Specification Technical Framework", 31 March 2014 (2014-03-31), XP055193899, Retrieved from the Internet: URL:https://www.emvco.com/specifications.aspx?id=263 [retrieved on 2015-06-05] * the whole document *	1-14	
X	Anonymous: "Attaque par relais - Wikipédia", 24 September 2014 (2014-09-24), XP055193958, Retrieved from the Internet: URL:http://web.archive.org/web/20140924112526/http://fr.wikipedia.org/wiki/Attaque_par_relais [retrieved on 2015-06-05] * the whole document *	1-14	TECHNICAL FIELDS SEARCHED (IPC) G06Q
The present search report has been drawn up for all claims			
Place of search The Hague		Date of completion of the search 16 June 2015	Examiner Bassanini, Anna
CATEGORY OF CITED DOCUMENTS X : particularly relevant if taken alone Y : particularly relevant if combined with another document of the same category A : technological background O : non-written disclosure P : intermediate document		T : theory or principle underlying the invention E : earlier patent document, but published on, or after the filing date D : document cited in the application L : document cited for other reasons & : member of the same patent family, corresponding document	

EPO FORM 1503 03.02 (P04C01)