

No. 873,856.

PATENTED DEC. 17, 1907.

A. O. GORDON.
HEADWEAR.

APPLICATION FILED JAN. 14, 1907.

2 SHEETS—SHEET 1.

Fig. 1.

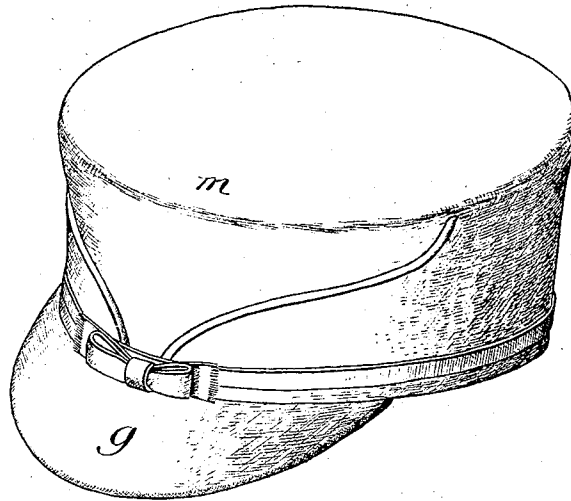
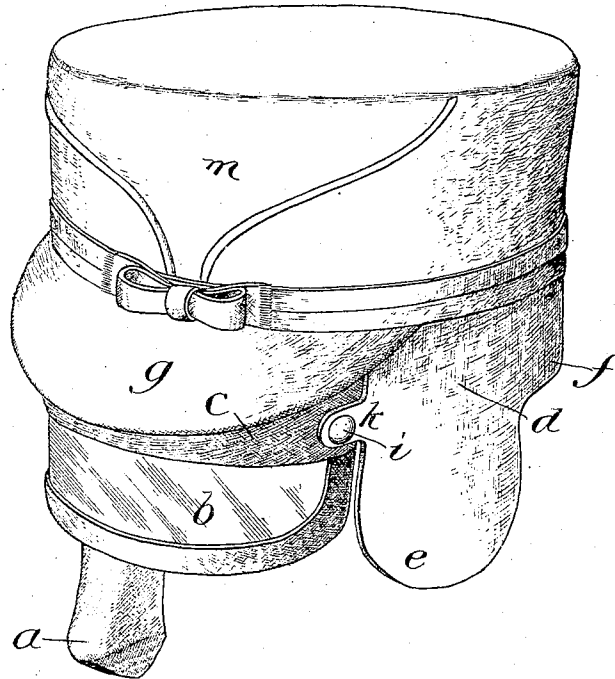


Fig. 2.



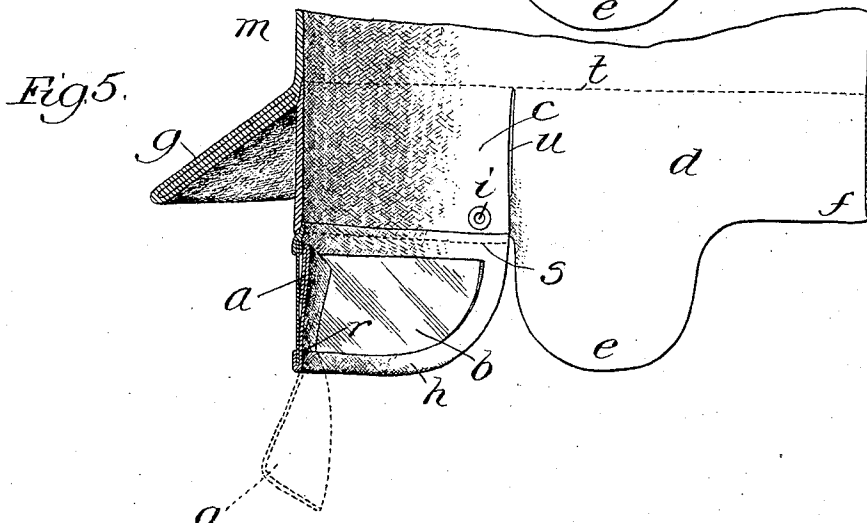
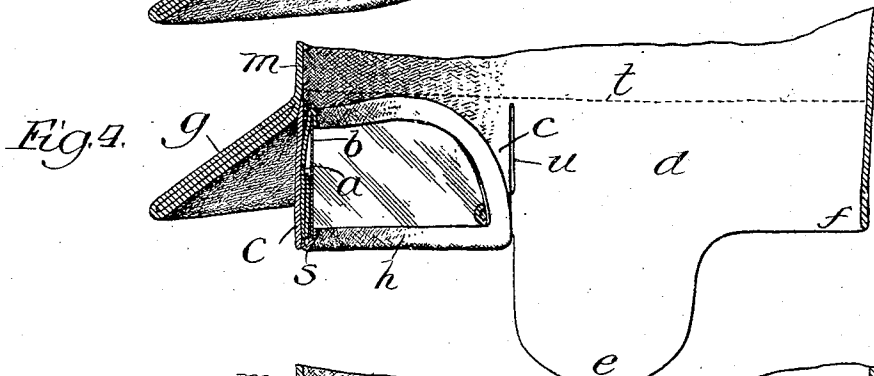
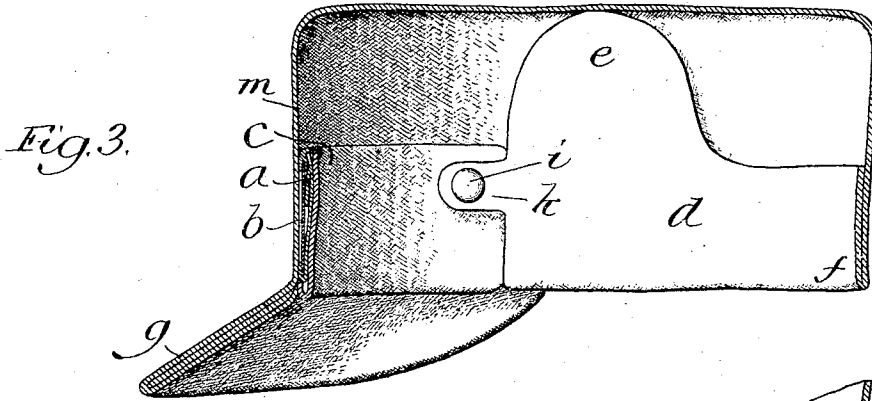
Witnesses:
Edw. O. Baylard,
John Enderes.

Inventor:
Adolph O. Gordon
By Thomas F. Sheridan,
Atty.

A. O. GORDON
HEADWEAR.

APPLICATION FILED JAN. 14, 1907.

2 SHEETS—SHEET 2.



Witnesses:
Edw. Gaylord
John Enders.

Inventor:
Adolph O. Gordon,
 By *Thomas E. Sheridan,*
Atty.

UNITED STATES PATENT OFFICE.

ADOLPH O. GORDON, OF CHICAGO, ILLINOIS.

HEADWEAR.

No. 873,856.

Specification of Letters Patent.

Patented Dec. 17, 1907.

Application filed January 14, 1907. Serial No. 352,220.

To all whom it may concern:

Be it known that I, ADOLPH O. GORDON, a citizen of the United States, residing at Chicago, in the county of Cook and State of Illinois, have invented certain new and useful Improvements in Headwear, of which the following is a specification.

The object of my invention is to provide a new and improved cap or other article of headwear having parts for protecting the forehead, eyes and nose, and also parts for protecting the ears and back of the head, all of said parts being so constructed that they may be folded inside of the cap or may be unfolded to an operative position, or whereby some of such parts may be folded inside of the cap in inoperative position and other parts unfolded to their operative position. I have also provided means for securing the parts in their operative or inoperative position.

In the drawings—Figure 1 is a perspective view of a cap constructed in accordance with my invention, but having the parts to which my invention particularly relates in their folded position inside of the cap. Fig. 2 shows all of the parts unfolded and in their operative position. Fig. 3 represents the cap in cross section, the parts being in the position illustrated in Fig. 1. Fig. 4 is a view showing the forehead protector and ear protector turned down but with the eye and nose protectors folded up. Fig. 5 shows the ear protector and forehead and eye protectors turned down to operative position, but the nose protector folded up in inoperative position. The nose protector is shown in dotted lines in operative position.

In the drawings and in the following description my invention is illustrated and described as applied to a cap provided with a vizor of a pattern in common use. It will be understood, however, that my invention may be applied to any other form of head covering, including hats of any style, and the term cap where used is intended to cover any form of hat or cap.

As will be seen by reference to Fig. 1 of the drawings, when the various parts comprised in my invention are out of use and folded inside of the hat or cap to which they are attached, such parts are hidden from view and the hat or cap in no wise differs in appearance from those not provided with my improvements.

The complete cap comprises a crown *m*

and vizor *g* of any preferred form. Depending from the front part of the cap is a forehead protector *c*. Depending from the forehead protector is a transparent eyeshield *b* preferably of celluloid, and depending from the eye shield is a nose protector *a*. The fabric and seams are so arranged that the parts may be readily folded on the lines *r*, *s* and *t*. The ear protector *d* is separate from the forehead protector, as indicated at *u*, in order that the ear protector may be utilized independently of the parts depending from the front of the cap. In order, however, to secure a close fit when both the ear protector and the forehead protector are in use, I provide fasteners *i*, preferably of the form known as glove fasteners, for securing the ear and forehead protectors together at the side. For this purpose projections *k* are formed on the forward edges of the ear and head protector and the glove fasteners are attached to these projections and to the rear edges of the forehead protector, as illustrated. By this means the parts can be firmly secured together, thereby causing them to fit snugly around the head and practically closing the space *u* between the forehead protector and the ear protectors. When the parts are folded up and out of use, as shown in Figs. 1 and 3 of the drawings, the fasteners referred to may be used to secure the parts together, thus preventing their accidental displacement from the crown of the cap.

As will be apparent from Figs. 5, 4 and 3 of the drawings, the nose piece *a* is folded on the line *r* against the eye protector *b*. The latter is then folded on the line *s* against the forehead protector *c* and the latter then folded on the line *t*, thus placing all of the parts depending from the front of the cap inside of the crown thereof. The ear and head protector *d* is similarly folded on the line *t*, thus placing this part inside of the cap when not in use. As above stated, the parts are secured in their position inside of the cap by means of the fasteners *i*.

An important feature of my invention lies in the fact that any or all of the parts may be used independently of the rest. Upon loosening the fasteners *i* the forehead protector may be lowered without unfolding any of the other parts, or both the forehead protector and the ear and head protector *d* may be lowered, as illustrated in Fig. 4, without using either the eye protector or the nose

guard. In Fig. 5 I have shown the ear and head protector *d*, the forehead protector *c* and the eye shield *b* lowered to the position occupied when in use, but with the nose guard raised and out of use. In Fig. 2 and in dotted lines in Fig. 5 I have shown the nose protector lowered, all of the parts comprised in my invention being shown unfolded and in use in those figures. In Figs. 2, 4 and 5 the forehead protector *c* is shown fastened to the ear and head protector *d* by means of the fasteners *i* above described.

A desirable feature forming part of my invention is the form of the ear and head protector *d*. As illustrated, the rear part *f* of this member does not extend as far down as the sides *e*. The sides *e* are of a length and width sufficient to protect the ears, but instead of extending at the same length around the back of the head I have formed the rear part much shorter, as shown at *f*. The purpose of this construction is to prevent the cap from being pulled out of place when the ear and head protector *d* is lowered.

I have found that caps constructed with the part corresponding to that lettered *d* in the drawings having a straight lower edge and of a length sufficient to protect the ears are open to the objection that when this part is turned down the entire cap is pulled out of place. With such a construction the front part of the cap is disarranged and the eye shield pulled out of its proper position, thus interfering with the wearer's vision. The upward cut in the back of the protector *d*, illustrated in the drawings, obviates this objection and renders it possible to wear the cap with the part *d* turned down without any liability of the cap working out of its proper position and disarranging the eye shield and other parts.

What I claim is:

1. A head covering comprising a crown, a forehead protector depending from the front thereof, and an ear and head protector depending from the rear, said protecting parts

being so constructed that they may be folded to a position inside the crown or unfolded to their depending position, and means operative in either position for securing said protectors together.

2. A head covering comprising a crown, a depending part at the rear thereof of greater length at the sides than at the back, an eye shield depending from the forward part of the crown, and means for securing said eye shield to the rear depending part.

3. A head covering comprising a crown, a depending part at the rear of the crown of greater length at the sides than at the back, an eye shield depending from the forward part of the crown, means whereby said depending parts may be folded to a position inside the crown, and means operative either in the depending or folded position of said parts for securing them together.

4. A head covering comprising a crown, a forehead protector hinged thereto, a transparent eye-shield hinged to said forehead protector, and a nose protector hinged to said eye-shield.

5. A head covering comprising a crown, a forehead protector hinged thereto, a transparent eye-shield hinged to said forehead protector, and a nose protector hinged to said eye-shield, said nose protector being curved to fit the nose of the wearer.

6. A head covering comprising a crown, a forehead protector hinged thereto, an eye-shield hinged to the forehead protector, and a nose protector hinged to the central part of said eye-shield, said nose protector consisting of a concave bag which may be flattened when the parts are folded together.

7. A head covering comprising a crown, independent folding parts attached to the front and rear thereof, and means for securing said folding parts together at the sides.

ADOLPH O. GORDON.

Witnesses:

WALTER A. SCOTT,
WILLIAM T. JONES.