



(12) **United States Design Patent** (10) **Patent No.:** **US D930,683 S**  
**Ranka et al.** (45) **Date of Patent:** **\*\* Sep. 14, 2021**

(54) **DISPLAY SCREEN OR PORTION THEREOF WITH TRANSITIONAL GRAPHICAL USER INTERFACE**

(74) *Attorney, Agent, or Firm* — Leason Ellis LLP

(71) Applicant: **Google LLC**, Mountain View, CA (US)

(57) **CLAIM**

(72) Inventors: **Nishant Ranka**, Sunnyvale, CA (US); **Aaron Brako**, San Francisco, CA (US); **Jessica W. Huang**, Oakland, CA (US); **Talia Brigneti Rouillon**, San Francisco, CA (US); **Colin Keogh**, Boston, MA (US); **Lucas Galo**, San Francisco, CA (US); **Nilanjana Banerjee**, Sunnyvale, CA (US); **Rahul Choudhury**, Mountain View, CA (US); **Pierre-Laurent Coirier**, Attleboro, MA (US)

The ornamental design for a display screen or portion thereof with transitional graphical user interface, as shown and described.

**DESCRIPTION**

(73) Assignee: **GOOGLE LLC**, Mountain View, CA (US)

FIG. 1 is a front view of a first image in a sequence for a display screen or portion thereof with transitional graphical user interface according to a first embodiment; and FIG. 2 is a front view of a second image in the sequence thereof;

(\*\*) Term: **15 Years**

FIG. 3 is a front view of a third image in the sequence thereof; and

(21) Appl. No.: **29/738,650**

FIG. 4 is a front view of a fourth image in the sequence thereof.

(22) Filed: **Jun. 18, 2020**

FIG. 5 is a front view of a first image in a sequence for a display screen or portion thereof with transitional graphical user interface according to a second embodiment; and

(51) **LOC (13) Cl.** ..... **14-04**

FIG. 6 is a front view of a second image in the sequence thereof;

(52) **U.S. Cl.**

USPC ..... **D14/486**; D14/488

(58) **Field of Classification Search**

USPC ..... D14/485–495

CPC ..... G10H 1/0008; G06F 17/30053

See application file for complete search history.

FIG. 7 is a front view of a third image in the sequence thereof; and,

FIG. 8 is a front view of a fourth image in the sequence thereof.

(56) **References Cited**

**U.S. PATENT DOCUMENTS**

D445,426	S	*	7/2001	Wang	.....	D14/486
D556,768	S	*	12/2007	Morris	.....	D14/487
D599,373	S	*	9/2009	Kobayashi	.....	D14/486
D616,895	S	*	6/2010	Ehrler	.....	D14/486
D647,534	S	*	10/2011	Doll	.....	D14/486
D766,310	S	*	9/2016	Jiang	.....	D14/488


(Continued)

The appearance of the transitional image sequentially transitions between the images shown in FIGS. 1-4 and FIGS. 5-8. The process or period in which one image transitions to another image forms no part of the claimed design.

The outermost broken line rounded rectangle showing an electronic device illustrates environmental subject matter. The broken line showing a display screen, and all other broken lines showing portions of the graphical user interface illustrate portions of the article. None of the aforementioned broken line subject matter forms part of the claimed design.

*Primary Examiner* — Katherine A Holbrow

**1 Claim, 8 Drawing Sheets**



(56)

**References Cited**

## U.S. PATENT DOCUMENTS

D778,929	S	*	2/2017	Mensingher	.....	D14/486
D831,059	S	*	10/2018	Bao	.....	D14/486
D835,657	S	*	12/2018	Anzures	.....	D14/486
D863,324	S	*	10/2019	Kang	.....	D14/485
D868,089	S	*	11/2019	Jang	.....	D14/486
D877,181	S	*	3/2020	Gaiser	.....	D14/487
D882,593	S	*	4/2020	Fatnani	.....	D14/485
D889,487	S	*	7/2020	Clediere	.....	D14/485
D894,210	S	*	8/2020	Dascola	.....	D14/486
D898,074	S	*	10/2020	Spors	.....	D14/488
D900,148	S	*	10/2020	Bao	.....	D14/488
D906,351	S	*	12/2020	Paul	.....	D14/485
D908,712	S	*	1/2021	Fischbach	.....	D14/485
D914,039	S	*	3/2021	Zimmerman	.....	D14/485
D914,049	S	*	3/2021	Paul	.....	D14/487
D918,264	S	*	5/2021	Paul	.....	D14/492
D921,657	S	*	6/2021	Jang	.....	D14/486
D923,640	S	*	6/2021	Tsai	.....	D14/485

\* cited by examiner

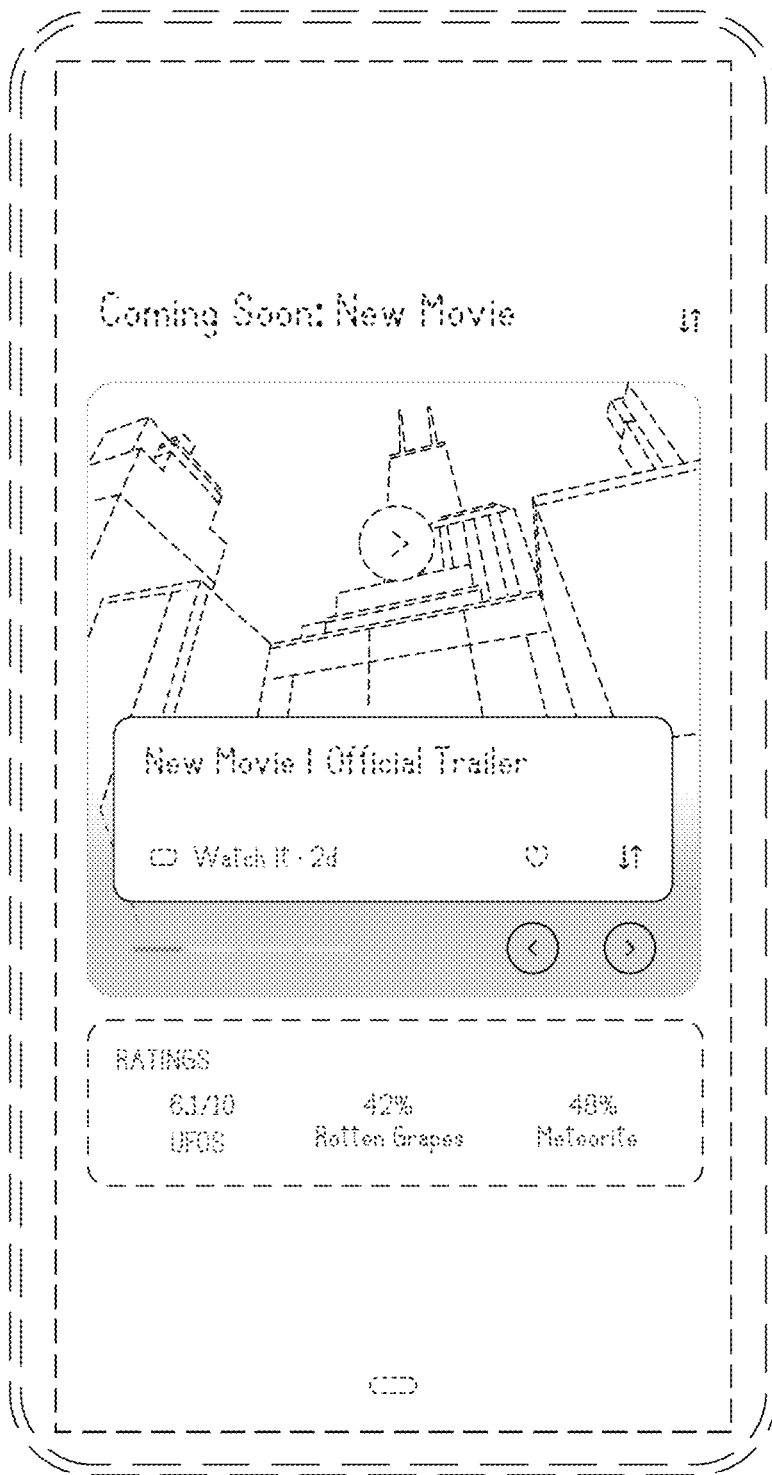


FIG. 1

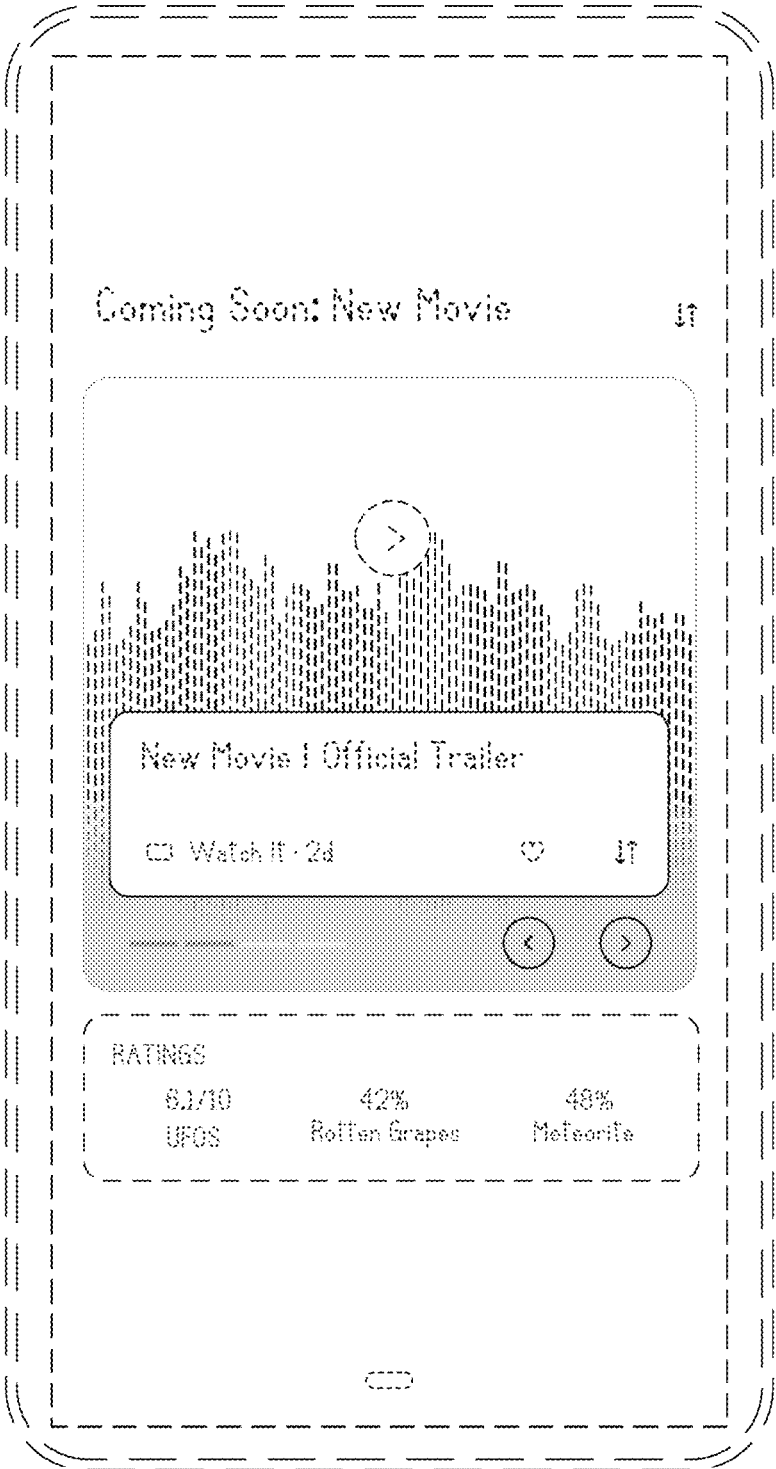


FIG. 2

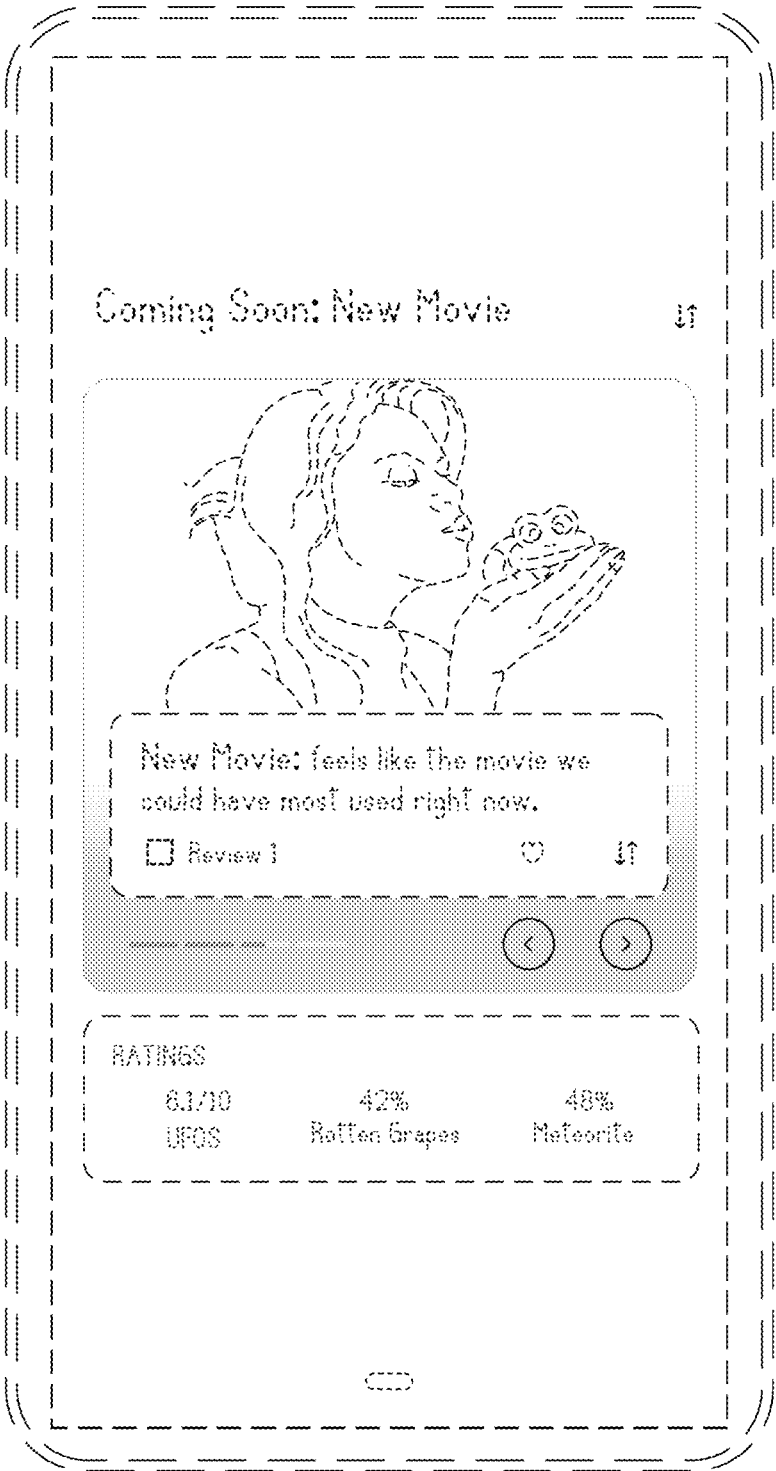


FIG. 3

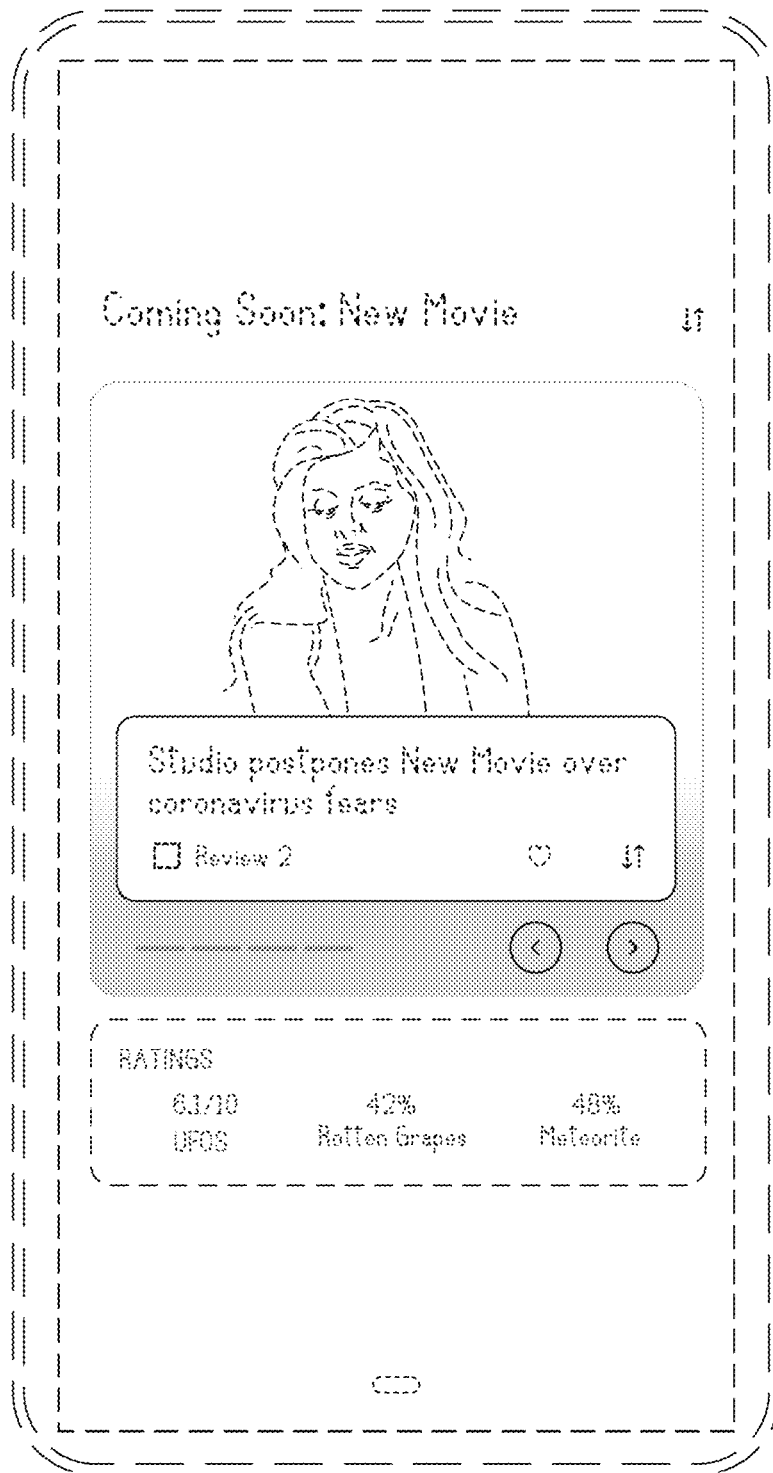


FIG. 4

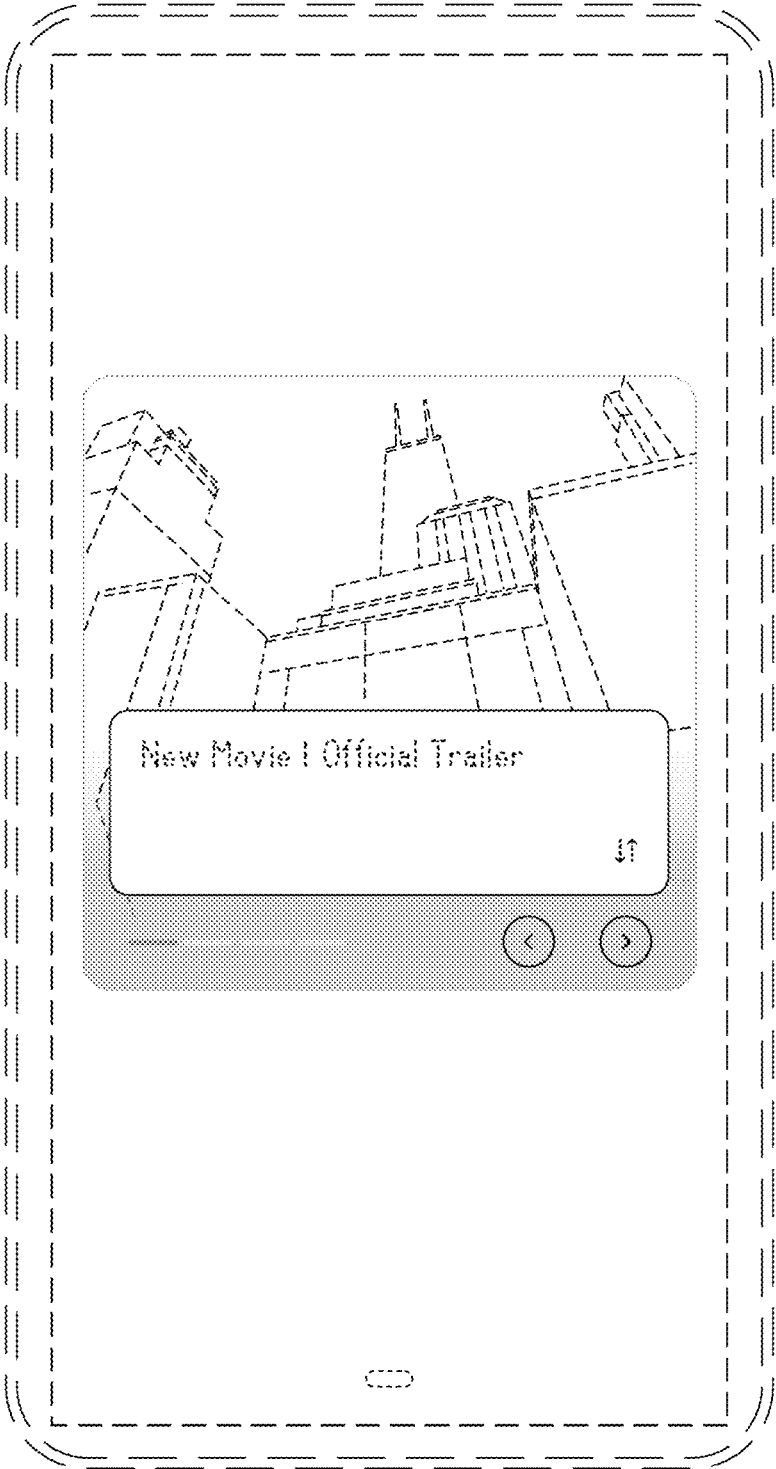


FIG. 5

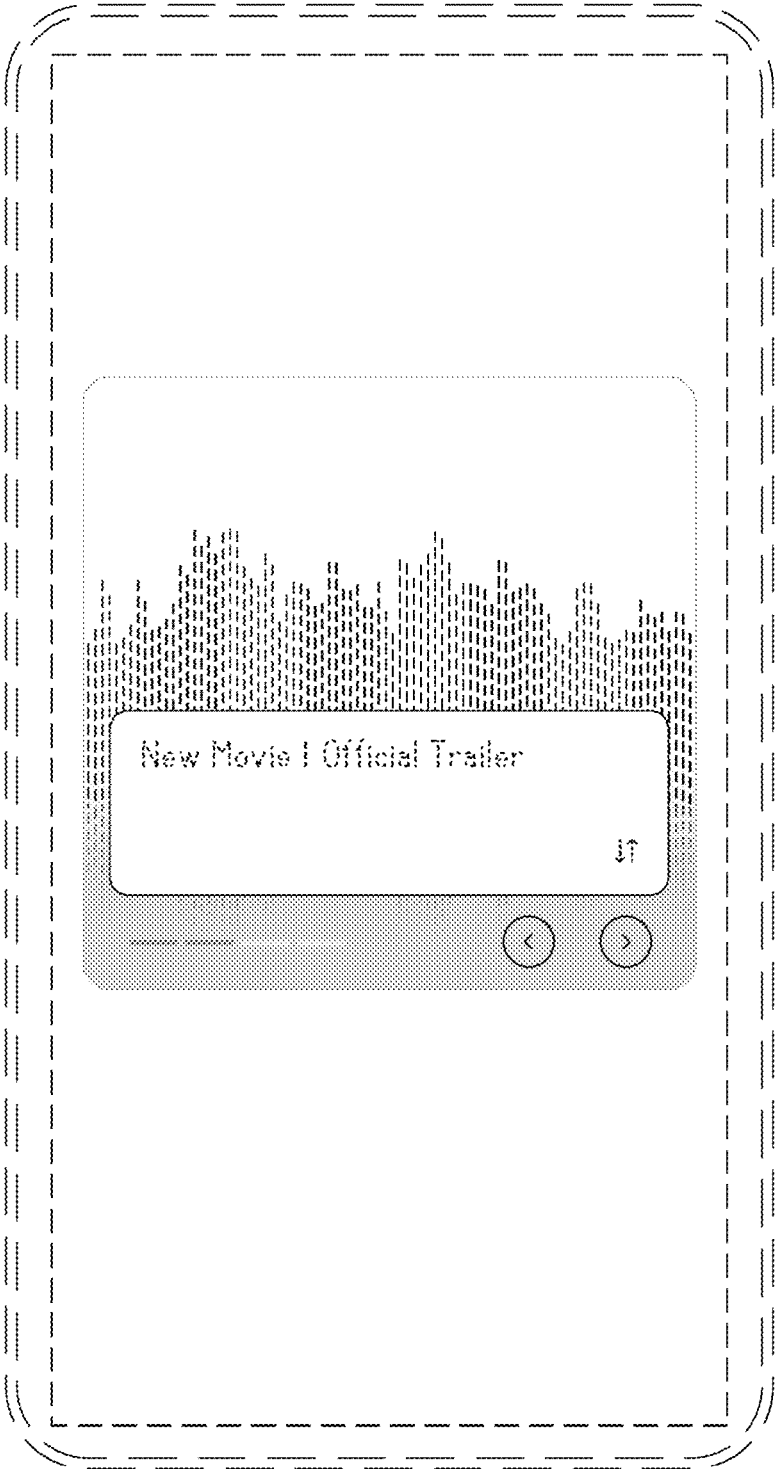


FIG. 6






FIG. 7




FIG. 8