



(22) **Date de dépôt/Filing Date:** 2013/07/18
(41) **Mise à la disp. pub./Open to Public Insp.:** 2014/01/30
(62) **Demande originale/Original Application:** 2 870 569
(30) **Priorités/Priorities:** 2012/07/25 (CN201210259595.3);
2013/07/18 (WO PCT/CN2013/079575)

(51) **Cl.Int./Int.Cl. C07D 305/14** (2006.01)
(71) **Demandeur/Applicant:**
CHONGQING TAIHAO PHARMACEUTICAL CO.,LTD.,
CN
(72) **Inventeurs/Inventors:**
LI, JING, CN;
YAO, QUANXING, CN
(74) **Agent:** BCF LLP

(54) **Titre : FORME CRISTALLINE DE CABAZITAXEL ET METHODE DE PREPARATION ASSOCIEE**
(54) **Title: CRYSTAL FORM OF CABAZITAXEL AND PREPARATION METHOD THEREOF**

(57) **Abrégé/Abstract:**

The present invention relates to the field of medical chemistry, and discloses a preparing method for three crystal forms of cabazitaxel, that is, crystalline form J of cabazitaxel ester, crystalline form G of cabazitaxel hydrate and crystalline form I of cabazitaxel, and a novel crystalline form of cabazitaxel. The novel crystalline form of cabazitaxel according to the invention has good stability and good solubility in commonly used solvents, and is easy to be preserved and is stable under treatment during preparation of dosage forms, thus could be used for the preparation of a medicament for treating prostate cancer.



ABSTRACT

The present invention relates to the field of medical chemistry, and discloses a preparing method for three crystal forms of cabazitaxel, that is, crystalline form J of cabazitaxel esterate, 5 crystalline form G of cabazitaxel hydrate and crystalline form I of cabazitaxel, and a novel crystalline form of cabazitaxel. The novel crystalline form of cabazitaxel according to the invention has good stability and good solubility in commonly used solvents, and is easy to be preserved and is stable under treatment during preparation of dosage forms, thus could be used for the preparation of a medicament for treating prostate cancer.

10

CRYSTAL FORM OF CABAZITAXEL AND PREPARATION METHOD THEREOF

This application is a division of Canadian patent application no. 2,870,569 filed July 18, 2013.

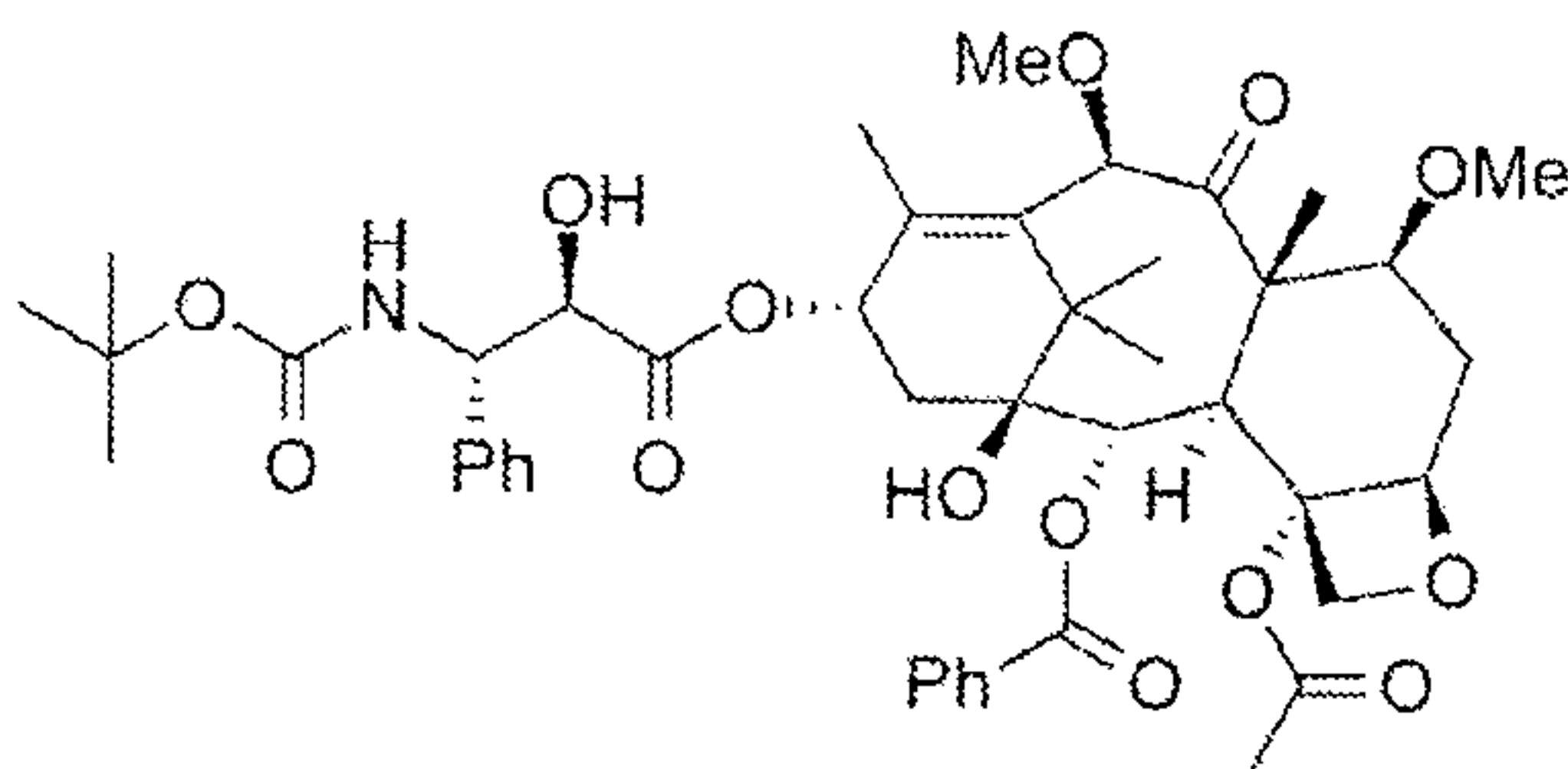
5

FIELD OF THE INVENTION

The present invention relates to the field of medical chemistry, and in particular to a novel crystalline form of Cabazitaxel and preparation method thereof.

10 **BACKGROUND OF THE INVENTION**

Cabazitaxel, 4-acetoxy-2 α -benzoyloxy-5 β ,20-epoxy-1-hydroxy-7 β ,10 β -dimethoxy-9-oxo-11-taxadiene-13 α -yl (2R,3S)-3-tert-butoxycarbonylamino-2-hydroxy-3-phenyl-propionate, has the structure as represented by formula (I):



I

15 Cabazitaxel is a semi-synthetic taxoid small molecule compound developed by Sanofi-aventis, France. It is a second line treatment for prostate cancer and is approved to be marketed in America in June, 2010.

Cabazitaxel has similar anti-cancer mechanism and feature with docetaxel, both are anti-microtubule drugs. The binding of Cabazitaxel to tubulin promotes the assembly of tubulin into microtubules and simultaneously inhibits disassembly, and thereby stabilizing microtubule dynamics, and in turn, blocking mitosis and interphase cellular functions. Cabazitaxel is used for a patient with advanced prostate cancer who does not respond to docetaxel and even with worsened condition. It is a leading choice for the treatment of advanced, hormone-refractory prostate cancer. Cabazitaxel injection solution is used in combination with prednisone for treatment of patients with metastatic hormone-refractory prostate cancer (mHRPC) previously treated with a docetaxel-containing regimen.

25

Crystalline form is one of the influential factors that affect the quality, therapeutic efficacy and processing property of a medicine. Polymorphism refers to the occurrence of two or more types of molecular conformation of a same compound by controlling the formation condition, and thereby forming different solid crystalline forms. Polymorphism, which is common in the development of a medicine, is an influential factor for the quality of a pharmaceutical product. Different crystalline forms of a same compound exhibit the same composition, but different crystalline microscopic structures. Thus, polymorphs of a compound can differ in morphologic appearance, physicochemical properties and biological activity. These properties directly influence processing property, stability, solubility and bioavailability, and in turn, quality, safety, efficacy and application of a medicine. Therefore, there is a need to comprehensively consider the polymorphism issue in the development of a pharmaceutical product.

Currently, Cabazitaxel is known to give rise to a variety of crystalline forms. Patent WO2005/028462 identifies and characterizes a crystalline form A of Cabazitaxel, i.e., the acetone solvate of 4-acetoxy-2 α -benzoyloxy-5 β ,20-epoxy-1-hydroxy-7 β ,10 β -dimethoxy-9-oxo-11-taxadiene-13 α -yl(2R,3S)-3-tert-butoxycarbonylamino-2-hydroxy-3-phenylpropionate. Patent WO2009/115655 identifies and characterizes anhydrate forms B, C, D, E and F, ethanolate forms B, D and E, ethanol/water hetero-solvate F, monohydrate form C and dihydrate form C of Cabazitaxel.

20

SUMMARY OF THE INVENTION

In view of the above, an object of the present invention is to study, discover and provide a novel crystalline form of Cabazitaxel and the preparing method thereof by crystallinelography.

First, the present invention studies, discovers and provides three crystalline forms of Cabazitaxel by crystallinelography, that is, crystalline form J of Cabazitaxel esterate, crystalline form G of Cabazitaxel hydrate and crystalline form I of Cabazitaxel.

A novel crystalline form of Cabazitaxel may be studied and characterized by, for example, the internationally recognized X-ray powder diffraction (XRPD) in accordance with the present invention. For example, the following condition may be used: Instrument:

30

RIGAKU TTR III X-ray powder diffractometer; Measurement: Cu/K-alpha (target), 40KV-200 mA (operating voltage and current), I (max)=2244, $2\theta=5-60^\circ$ (scan range), 0.005/0.06sec. (scan speed), $\lambda=1.54056$.

According to an aspect of the present invention, a crystalline form J of Cabazitaxel esterate is provided. In one embodiment, the crystalline form J of Cabazitaxel esterate can be characterized by an X-ray powder diffraction pattern having peaks at 2θ of about 7.9, 8.5, 10.1, 12.6, 14.0, 15.0, 15.8, 17.3, 19.4, 20.1 and 22.4 degrees. Preferably, the corresponding peak intensities are 100.0, 7.9, 21.6, 14.1, 33.7, 26.5, 23.3, 19.1, 23.3, 37.4 and 18.6. More preferably, the X-ray powder diffraction pattern is shown in FIG. 1.

In another embodiment, the present invention further studies and characterizes a novel crystalline form of Cabazitaxel with infrared spectrometry (IR). For example, the following condition may be used: Instrument: BRUKER TENSOR27 Fourier Transform Infrared Spectrometer (Bruker, German); Measurement: KBr disk, spectrum range: 400 cm^{-1} - 4000 cm^{-1} , resolution: 4 cm^{-1} .

Preferably, an infrared spectrum pattern for the crystalline form J of Cabazitaxel esterate provided by the present invention is shown in FIG. 2.

In another embodiment, other analysis technologies known in the art may be used to characterize the crystalline form J. For example, the crystalline form J of Cabazitaxel esterate can be characterized by a thermogravimetric analysis (TGA) pattern as shown in FIG. 3, and by a differential scanning calorimetry (DSC) pattern as shown in FIG. 4.

According to another aspect of the present invention, a crystalline form G of Cabazitaxel hydrate is provided. In one embodiment, the hydrate crystalline form G can be characterized by a powder X-ray diffraction pattern having peaks at 2θ of about 4.5, 8.5, 8.9, 11.1, 12.4, 13.9, 15.4, 17.7 and 19.3 degrees. Preferably, the corresponding peak intensities are 19.0, 42.1, 100, 36.5, 9.2, 26.5, 19.8, 41.8 and 25.3. More preferably, the X-ray powder diffraction pattern is shown in FIG. 5.

In another embodiment, an infrared spectrum pattern for the crystalline form G of Cabazitaxel hydrate is shown in FIG. 6, a thermogravimetric analysis (TGA) pattern is shown in FIG. 7, and a differential scanning calorimetry (DSC) pattern is shown in FIG. 8.

According to another aspect of the present invention, a crystalline form I of Cabazitaxel

is further provided. In one embodiment, the crystalline form I can be characterized by an X-ray powder diffraction pattern having peaks at 2θ of about 7.4, 7.8, 8.9, 10.1, 14.4, 15.0, 15.7, 17.7, 19.6 and 23.5 degrees. Preferably, the corresponding peak intensities are 20.1, 100, 13.1, 11.5, 44.2, 10.7, 10.2, 17.7, 24.4 and 16.4. More preferably, the powder X-ray
5 diffraction pattern is shown in FIG. 9.

In another embodiment, an infrared spectrum pattern for a crystalline form I of Cabazitaxel is shown in FIG. 10.

It should be noted that, in terms of the powder X-ray diffraction peaks of the crystalline forms above, 2θ of the powder X-ray diffraction pattern may give rise to a slightly change
10 between one machine and another, as well as one sample and another. The numerical values thereof may differ by about one unit, or about 0.8 unit, or about 0.5 unit, or about 0.3 unit, or about 0.1 unit. Thus, the given numerical values should not be considered as absolute.

The experimental results indicate that, the crystalline form J of Cabazitaxel esterate, the crystalline form G of Cabazitaxel hydrate and crystalline form I of Cabazitaxel have good
15 property in terms of solubility, and thereby have high bioavailability.

According to a further aspect of the present invention, a process for the preparation of a novel crystalline form of Cabazitaxel in an industrial scale is provided.

In one embodiment, the present invention provides a method for preparing a crystalline form J of Cabazitaxel esterate, comprising: dissolving Cabazitaxel in an ester compound with
20 1 to 6 carbon atoms, and crystallizing from the solution to thereby obtain the crystalline form J of Cabazitaxel esterate.

Preferably, a method for preparing a crystalline form J of Cabazitaxel esterate comprises: dissolving Cabazitaxel in an ester compound with 1 to 6 carbon atoms, followed by concentrating, crystallizing, suction filtrating and cake drying to thereby obtain the crystalline
25 form J of Cabazitaxel esterate.

More preferably, the concentrating is performed till viscous or a suitable amount of crystalline precipitated. Then, crystallizing at low temperature, suction filtering and cake drying by heating are performed to obtain the crystalline form J of Cabazitaxel esterate.

In a preferred embodiment, in the method for preparing a crystalline form J of
30 Cabazitaxel esterate, the amount of an ester compound with 1 to 6 carbon atoms used,

- 5 -

expressed in g/mL, is preferably 1 to 50 times greater than Cabazitaxel. That is, 1 to 50 mL of an ester compound with 1 to 6 carbon atoms is added for per g Cabazitaxel. An amount of 20 to 30 times greater than Cabazitaxel is more preferred.

In another preferred embodiment, in the method for preparing a crystalline form J of Cabazitaxel esterate, the ester compound with 1 to 6 carbon atoms is methyl formate, ethyl acetate or diethyl malonate, more preferably, ethyl acetate or methyl formate.

In another embodiment, the present invention provides a method for preparing a crystalline form G of Cabazitaxel hydrate, comprising: dissolving Cabazitaxel in halogenated alkanes with 1 to 5 carbon atoms or alcohol compounds with 1 to 4 carbon atoms and adding water, or dissolving Cabazitaxel in a mixture of halogenated alkanes with 1 to 5 carbon atoms and water or a mixture of alcohol compounds with 1 to 4 carbon atoms and water; and crystallizing from the solution to thereby obtain the crystalline form G of Cabazitaxel hydrate. The step of dissolving Cabazitaxel in a mixture of halogenated alkanes with 1 to 5 carbon atoms and water or a mixture of alcohol compounds with 1 to 4 carbon atoms and water refers to, firstly, mixing halogenated alkanes with 1 to 5 carbon atoms or alcohol compounds with 1 to 4 carbon atoms with water, and then, dissolving Cabazitaxel in the mixture.

Preferably, a method for preparing a crystalline form G of Cabazitaxel hydrate comprises: dissolving Cabazitaxel in halogenated alkanes with 1 to 5 carbon atoms or alcohol compounds with 1 to 4 carbon atoms and adding water, or dissolving Cabazitaxel in a mixture of halogenated alkanes with 1 to 5 carbon atoms and water or a mixture of alcohol compounds with 1 to 4 carbon atoms and water; followed by crystallizing, suction filtering and cake drying to thereby obtain the crystalline form G of Cabazitaxel hydrate.

More preferably, the crystallizing is performed at low temperature. The cake drying is performed by heating.

In a preferred embodiment, in the method for preparing a crystalline form G of Cabazitaxel hydrate, the amount of the halogenated alkanes with 1 to 5 carbon atoms or alcohol compounds with 1 to 4 carbon atoms used, expressed in g/mL, is preferably 5 to 40 times greater than Cabazitaxel. That is, 5 to 40 mL of halogenated alkanes with 1 to 5 carbon atoms or alcohol compounds with 1 to 4 carbon atoms are added for per g Cabazitaxel. An amount of 8 to 20 times greater than Cabazitaxel is more preferred.

In another preferred embodiment, in the method for preparing a crystalline form G of Cabazitaxel hydrate, the amount of water used, expressed in g/mL, is preferably 10 to 40 times greater than Cabazitaxel. That is, 10 to 40 mL of water is added for per g Cabazitaxel. An amount of 20 to 30 times greater than Cabazitaxel is more preferred.

5 In another preferred embodiment, in the method for preparing a crystalline form G of Cabazitaxel hydrate, the halogenated alkanes with 1 to 5 carbon atoms are preferably methylene chloride, trichloromethane, dichloroethane, trichloroethane, chloropropane or chlorobutane, more preferably, methylene chloride or trichloromethane.

10 In another preferred embodiment, in the method for preparing a crystalline form G of Cabazitaxel hydrate, the alcohol compounds with 1 to 4 carbon atoms are preferably methanol, ethanol, propanol or isopropanol, more preferably, methanol or ethanol.

In another embodiment, the present invention provides a method for preparing a crystalline form I of Cabazitaxel, comprising: dissolving Cabazitaxel in methylene chloride and adding cyclohexane, or dissolving Cabazitaxel in a mixture of methylene chloride and cyclohexane; and crystallizing from the solution to thereby obtain the crystalline form I of Cabazitaxel. The step of dissolving Cabazitaxel in a mixture of methylene chloride and cyclohexane refers to, firstly, mixing methylene chloride and cyclohexane, and then, dissolving Cabazitaxel in the mixture.

20 Preferably, a method for preparing a crystalline form I of Cabazitaxel comprises: dissolving Cabazitaxel in methylene chloride and adding cyclohexane, or dissolving Cabazitaxel in a mixture of methylene chloride and cyclohexane; followed by crystallizing, suction filtering and cake drying to thereby obtain the crystalline form I of Cabazitaxel.

More preferably, the crystallizing is performed at low temperature. The cake drying is performed by heating.

25 In a preferred embodiment, in the method for preparing a crystalline form I of Cabazitaxel, the amount of methylene chloride used, expressed in g/mL, is preferably 1 to 50 times greater than Cabazitaxel. That is, 1 to 50 mL of methylene chloride is added for per g Cabazitaxel. An amount of 5 to 20 times greater than Cabazitaxel is more preferred.

30 In another preferred embodiment, in the method for preparing a crystalline form I of Cabazitaxel, the amount of cyclohexane used, expressed in g/mL, is preferably 2 to 100 times

greater than Cabazitaxel. That is, 2 to 100 mL of cyclohexane is added for per g Cabazitaxel. An amount of 10 to 40 times greater than Cabazitaxel is more preferred.

In a preferred embodiment of the present invention, the crystalline form J of Cabazitaxel esterate, the crystalline form G of Cabazitaxel hydrate and the crystalline form I of Cabazitaxel are prepared by crystallizing at low temperature, suction filtrating and cake drying by heating.

Wherein, the temperature for crystallizing at low temperature is preferably -20 to 35°C, more preferably, -10 to 10°C.

Moreover, the temperature for the cake drying by heating is preferably 30 to 100°C, more preferably, 50 to 60°C.

The novel crystalline forms of Cabazitaxel according to the present invention has good stability and good solubility in commonly used solvents, and is easy to be preserved and is stable under treatment during preparation of dosage forms, thus could be used for the preparation of a medicament for treating prostate cancer.

The novel crystalline form of Cabazitaxel according to the present invention has good stability and solubility, allowing it to be further formulated into a suitable dosage form.

BRIEF DESCRIPTION OF THE DRAWINGS

Figure 1 shows an X-ray powder diffraction pattern for crystalline form J of Cabazitaxel solvate with ethyl acetate provided by example 1 of the present invention, which is obtained by irradiation with cooper $K\alpha$ ray. In the X-ray powder diffraction pattern, the ordinate represents diffraction intensity expressed in counts per second (cps), and the abscissa represents diffraction angle 2θ expressed in degree;

Figure 2 shows an infrared spectrum pattern for crystalline form J of Cabazitaxel solvate with ethyl acetate provided by example 1 of the present invention. The ordinate represents light transmittance (T) expressed in percentage (%), and the abscissa represents wave number expressed in cm^{-1} ;

Figure 3 shows a thermogravimetric analysis (TGA) pattern for crystalline form J of Cabazitaxel solvate with ethyl acetate provided by example 1 of the present invention. The

ordinate represents weight (mg) expressed in percentage (%), and the abscissa represents temperature expressed in °C;

Figure 4 shows a differential scanning calorimetry (DSC) pattern for crystalline form J of Cabazitaxel solvate with ethyl acetate provided by example 1 of the present invention. The ordinate represents rate for heat flow expressed in cal/sec, and the abscissa represents temperature expressed in °C;

Figure 5 shows an X-ray powder diffraction pattern for crystalline form G of Cabazitaxel hydrate provided by example 3 of the present invention, which is obtained by irradiation with cooper $K\alpha$ ray. In the X-ray powder diffraction pattern, the ordinate represents diffraction intensity expressed in counts per second (cps), and the abscissa represents diffraction angle 2θ expressed in degree;

Figure 6 shows an infrared spectrum pattern for crystalline form G of Cabazitaxel hydrate provided by example 3 of the present invention. The ordinate represents light transmittance (T) expressed in percentage (%), and the abscissa represents wave number expressed in cm^{-1} ;

Figure 7 shows a thermogravimetric analysis (TGA) pattern for crystalline form G of Cabazitaxel hydrate provided by example 3 of the present invention. The ordinate represents weight (mg) expressed in percentage (%), and the abscissa represents temperature expressed in °C;

Figure 8 shows a differential scanning calorimetry (DSC) pattern for crystalline form G of Cabazitaxel hydrate provided by example 3 of the present invention. The ordinate represents rate for heat flow expressed in cal/sec, and the abscissa represents temperature expressed in °C;

Figure 9 shows an X-ray powder diffraction pattern for crystalline form I of Cabazitaxel provided by example 6 of the present invention, which is obtained by irradiation with cooper $K\alpha$ ray. In the powder X-ray diffraction pattern, the ordinate represents diffraction intensity expressed in counts per second (cps), and the abscissa represents diffraction angle 2θ expressed in degree;

Figure 10 shows an infrared spectrum pattern for crystalline form I of Cabazitaxel provided by example 6 of the present invention. The ordinate represents light transmittance (T)

expressed in percentage (%), and the abscissa represents wave number expressed in cm^{-1} .

DETAILED EMBODIMENTS

The embodiments and examples of the present invention disclose a novel crystalline
5 form of Cabazitaxel and the preparation method thereof, as well as the experimental data on
the novel crystalline form of Cabazitaxel in terms of improving solubility and stability,
respectively. In light of the present disclosure, those skilled in the art may suitably modify
the process parameters to implement the present invention.

In order to further understand the present invention, the present invention is illustrated in
10 detail in combination with the following embodiments and examples.

Example 1

Cabazitaxel (10 g) was added to ethyl acetate (300 mL). The mixture was heated to
dissolve, concentrated till a small amount of crystalline precipitated. Then, the mixture was
allowed to stand overnight for crystallization at 0 to 5°C, suction filtered, and the cake was
15 dried under vacuum at a temperature of 50 to 60°C, to yield crystalline form J of Cabazitaxel
solvate with ethyl acetate (9.4 g). The purity as measured by HPLC was $\geq 99.76\%$. The ethyl
acetate residue as measured by GC was 95000 ppm. The X-ray powder diffraction pattern,
infrared spectrum pattern, TGA pattern and DSC pattern thereof are shown in FIGS.1, 2, 3 and
4, respectively.

20 Example 2

Cabazitaxel (10 g) was added to methyl formate (300 mL). The mixture was heated
to dissolve, concentrated till a small amount of crystalline precipitated. Then, the mixture was
allowed to stand overnight for crystallization at -20°C, suction filtered, and the cake was dried
under vacuum at a temperature of 100°C, to yield crystalline form J of Cabazitaxel solvate
25 with methyl formate (9.0 g). The purity as measured by HPLC was $\geq 99.78\%$. The methyl
formate residue as measured by GC was 85400 ppm.

Example 3

Cabazitaxel (5 g) was added to ethyl acetate (10 mL). The mixture was heated to
dissolve, concentrated till a small amount of crystalline precipitated. Then, the mixture was

allowed to stand overnight for crystallization at 30 to 35°C, suction filtered, and the cake was dried under vacuum at a temperature of 30°C, to yield crystalline form J of Cabazitaxel solvate with ethyl acetate (4.4 g). The purity as measured by HPLC was $\geq 99.79\%$. The ethyl acetate residue as measured by GC was 93010 ppm.

5 Example 4

Cabazitaxel (5 g) was added to ethyl acetate (250 mL). The mixture was heated to dissolve, concentrated till a small amount of crystalline precipitated. Then, the mixture was allowed to stand overnight for crystallization at -20°C, suction filtered, and the cake was dried under vacuum at a temperature of 100°C, to yield crystalline form J of Cabazitaxel solvate with ethyl acetate (4.4 g). The purity as measured by HPLC was $\geq 99.73\%$. The ethyl acetate residue as measured by GC was 94286 ppm.

Example 5

Cabazitaxel (5 g) was added to ethanol (75 mL) while stirring to dissolve. Then, purified water (150 mL) was added quickly dropwise. After addition, the temperature of the mixture was allowed to decrease to 8°C, stand for 2h. Then, the mixture was filtered, and the cake was washed with purified water (200 mL) for a plurality of times, dried under reduced pressure at 60°C for 12h, to yield crystalline form G of Cabazitaxel hydrate as white crystalline (4.6 g). The purity as measured by HPLC was $\geq 99.87\%$. The moisture as measured by Karl Fischer method was 2.4%. The X-ray powder diffraction pattern, infrared spectrum pattern, TGA pattern and DSC pattern thereof are shown in FIGS.5, 6, 7 and 8, respectively.

Example 6

Cabazitaxel (3 g) was added to methanol (60 mL) while stirring to dissolve. Then, purified water (150 mL) was added quickly dropwise. After addition, the temperature of the mixture was allowed to decrease to 8°C, stand for 2h. Then, the mixture was filtered, and the cake was washed with purified water (200 mL) for a plurality of times, dried under reduced pressure at 60°C for 12h, to yield crystalline form G of Cabazitaxel hydrate as white crystalline (2.2 g). The purity as measured by HPLC was $\geq 99.83\%$. The moisture as measured by Karl Fischer method was 2.2%.

Example 7

30 Cabazitaxel (3 g) was added to isopropanol (90 mL) while stirring to dissolve. Then,

purified water (180 mL) was added quickly dropwise. After addition, the temperature of the mixture was allowed to decrease to 8°C, stand for 2h. Then, the mixture was filtered, and the cake was washed with purified water (200 mL) for a plurality of times, dried under reduced pressure at 60°C for 12h, to yield crystalline form G of Cabazitaxel hydrate as white crystalline
5 (2.3 g). The purity as measured by HPLC was $\geq 99.7\%$. The moisture as measured by Karl Fischer method was 2.2%.

Example 8

Cabazitaxel (5 g) was added to methanol (250 mL) while stirring to dissolve. Then, purified water (625 mL) was added quickly dropwise. After addition, the temperature of the
10 mixture was allowed to decrease to -5°C, stand for 2h. Then, the mixture was filtered, and the cake was washed with purified water (100 mL) for a plurality of times, dried under reduced pressure at 100°C for 12h, to yield crystalline form G of Cabazitaxel hydrate as white crystalline (4.2 g). The purity as measured by HPLC was $\geq 99.81\%$. The moisture as measured by Karl Fischer method was 2.1%.

15 Example 9

Cabazitaxel (5 g) was added to ethanol (250 mL) while stirring to dissolve. Then, purified water (625 mL) was added quickly dropwise. After addition, the temperature of the mixture was allowed to decrease to -5°C, stand for 2h. Then, the mixture was filtered, and the cake was washed with purified water (100 mL) for a plurality of times, dried under reduced
20 pressure at 100°C for 5h, to yield crystalline form G of Cabazitaxel hydrate as white crystalline (4.3 g). The purity as measured by HPLC was $\geq 99.83\%$. The moisture as measured by Karl Fischer method was 2.4%.

Example 10

Cabazitaxel (5 g) was added to ethanol (10 mL) while stirring to dissolve. Then,
25 purified water (25 mL) was added quickly dropwise. After addition, the mixture was allowed to stand for 5h at a temperature of 30-35°C. Then, the mixture was filtered, and the cake was washed with purified water (100 mL) for a plurality of times, dried under reduced pressure at 30°C for 24h, to yield crystalline form G of Cabazitaxel hydrate as white crystalline (4.3 g). The purity as measured by HPLC was $\geq 99.83\%$. The moisture as measured by Karl
30 Fischer method was 2.4%.

Example 11

Cabazitaxel (20 g) was dissolved in methylene chloride (200 mL). Then, cyclohexane (500 mL) was added to precipitate a crystalline. Then, the mixture was allowed to stand overnight for crystallization under 0 to 5°C, suction filtered, and the cake was dried under vacuum at a temperature of 50 to 60°C, to yield crystalline form I of Cabazitaxel (17 g). The purity as measured by HPLC was $\geq 99.84\%$. The X-ray powder diffraction pattern and infrared spectrum pattern thereof are shown in FIGS. 9 and 10, respectively.

Example 12

Cabazitaxel (20 g) was dissolved in methylene chloride (1000 mL). Then, cyclohexane (2500 mL) was added to precipitate a crystalline. Then, the mixture was allowed to stand overnight for crystallization at 0 to 5°C, suction filtered, and the cake was dried under vacuum at a temperature of 50 to 60°C, to yield crystalline form I of Cabazitaxel (18 g). The purity as measured by HPLC was $\geq 99.86\%$.

Example 13

Cabazitaxel (5 g) was dissolved in ethylene chloride (5 mL). Then, cyclohexane (10 mL) was added to precipitate a crystalline. Then, the mixture was allowed to stand overnight for crystallization at 30 to 35°C, suction filtered, and the cake was dried under vacuum at a temperature of 30°C, to yield crystalline form I of Cabazitaxel (4.1 g). The purity as measured by HPLC was $\geq 99.83\%$.

Example 14

Cabazitaxel (5 g) was dissolved in isopropyl chloride (250 mL). Then, cyclohexane (500 mL) was added to precipitate a crystalline. Then, the mixture was allowed to stand overnight for crystallization at -20°C, suction filtered, and the cake was dried under vacuum at a temperature of 100°C, to yield crystalline form I of Cabazitaxel (4.4 g). The purity as measured by HPLC was $\geq 99.78\%$.

Solubility and Accelerated Stability Test for a Novel Crystalline Form of Cabazitaxel

Example 1: Solubility Test for a Novel Crystalline Form of Cabazitaxel

The obtained results are summarized in the following table 1.

Table 1

- 13 -

Solvent	Solubility (mg/ml)		
	crystalline form J of Cabazitaxel	crystalline form G of Cabazitaxel	crystalline form I of Cabazitaxel
Ethanol	48	42	44
Methylene chloride	251	223	248
Tween 80	67	63	67

Example 2: Accelerated Stability Test for a Novel Crystalline Form of Cabazitaxel

1. The results for the accelerated stability test for crystalline form J of Cabazitaxel are summarized in table 2.

5

Table 2

Item	Time and results for the test				
	0 month	1 month	2 months	3 months	6 months
Moisture (%)	0.40%	0.44%	0.46%	0.50%	0.48%
The other maximum individual impurity (%)	0.08%	0.07%	0.07%	0.08%	0.08%
Total impurity (%)	0.25%	0.25%	0.28%	0.26%	0.28%
Content (%)	99.8%	99.7%	99.6%	99.6%	99.5%

2. The results for the accelerated stability test for crystalline form G of Cabazitaxel are summarized in table 3.

Table 3

Item	Time and results for the test
------	-------------------------------

-14-

	0 month	1 month	2 months	3 months	6 months
Moisture (%)	1.92%	1.96%	1.99%	2.03%	2.09%
The other maximum individual impurity (%)	0.05%	0.05%	0.05%	0.05%	0.05%
Total impurity (%)	0.17%	0.16%	0.17%	0.16%	0.16%
Content (%)	99.4%	99.4%	99.4%	99.3%	99.1%

3. The results for the accelerated stability test for crystalline form I of Cabazitaxel are summarized in table 4.

Table 4

Item	Time and results for the test				
	0 month	1 month	2 months	3 months	6 months
Moisture (%)	0.45%	0.47%	0.50%	0.54%	0.51%
The other maximum individual impurity (%)	0.06%	0.06%	0.05%	0.06%	0.06%
Total impurity (%)	0.21%	0.20%	0.20%	0.21%	0.22%
Content (%)	99.7%	99.6%	99.7%	99.6%	99.5%

5 The illustration for the examples above is intended merely to better illuminate the method of the present invention as well as its core concept. It should be noted that, various modifications and changes may be made to the invention by those skilled in the art which also

fall within the scope of the invention as defined by the appended claims, without departing from the principle of the present invention.

CLAIMS

1. A crystalline form G of Cabazitaxel hydrate, wherein an X-ray powder diffraction pattern thereof has peaks at 2θ of about 4.5, 8.5, 8.9, 11.1, 12.4, 13.9, 15.4, 17.7 and 19.3 degrees.

2. The crystalline form G of Cabazitaxel hydrate according to claim 1, wherein the corresponding peak intensities thereof are 19.0, 42.1, 100, 36.5, 9.2, 26.5, 19.8, 41.8 and 25.3.

3. A method for preparing a crystalline form G of Cabazitaxel hydrate, comprising:
dissolving Cabazitaxel in halogenated alkanes with 1 to 5 carbon atoms or alcohol compounds with 1 to 4 carbon atoms, and adding water,

or

dissolving Cabazitaxel in a mixture of halogenated alkanes with 1 to 5 carbon atoms and water or a mixture of alcohol compounds with 1 to 4 carbon atoms and water; and

crystallizing from the solution to thereby obtain the crystalline form G of Cabazitaxel hydrate.

4. The method according to claim 3, comprising:
dissolving Cabazitaxel in halogenated alkanes with 1 to 5 carbon atoms or alcohol compounds with 1 to 4 carbon atoms and adding water, or dissolving Cabazitaxel in a mixture of halogenated alkanes with 1 to 5 carbon atoms and water or a mixture of alcohol compounds with 1 to 4 carbon atoms and water, followed by crystallizing, suction filtrating and cake drying to thereby obtain the crystalline form G of Cabazitaxel hydrate.

5. The method according to claim 4, wherein the crystallizing is performed at low temperature, and the cake drying is performed by heating.

6. The method according to any one of claims 3 to 5, wherein the amount of the halogenated alkanes with 1 to 5 carbon atoms or alcohol compounds with 1 to 4 carbon atoms used, expressed in g/mL, is 5 to 40 times greater than Cabazitaxel.

7. The method according to any one of claims 3 to 6, wherein the amount of water used, expressed in g/mL, is 10 to 40 times greater than Cabazitaxel.

8. The method according to any one of claims 3 to 7, wherein the halogenated alkanes with 1 to 5 carbon atoms are methylene chloride, trichloromethane, dichloroethane, trichloroethane, chloropropane or chlorobutane.

9. The method according to any one of claims 3 to 7, wherein the alcohol compound with 1 to 4 carbon atoms is methanol, ethanol, propanol or isopropanol.

10. The method according to claim 5, wherein the temperature for crystallizing at low temperature is -20 to 35°C.

11. The method according to claim 5, wherein the temperature for drying by heating is 30 to 100°C.

12. Use of the crystalline form G of Cabazitaxel hydrate according to any one of claims 1 to 2 in the manufacture of a medicament for anti-cancer.

-1/6-

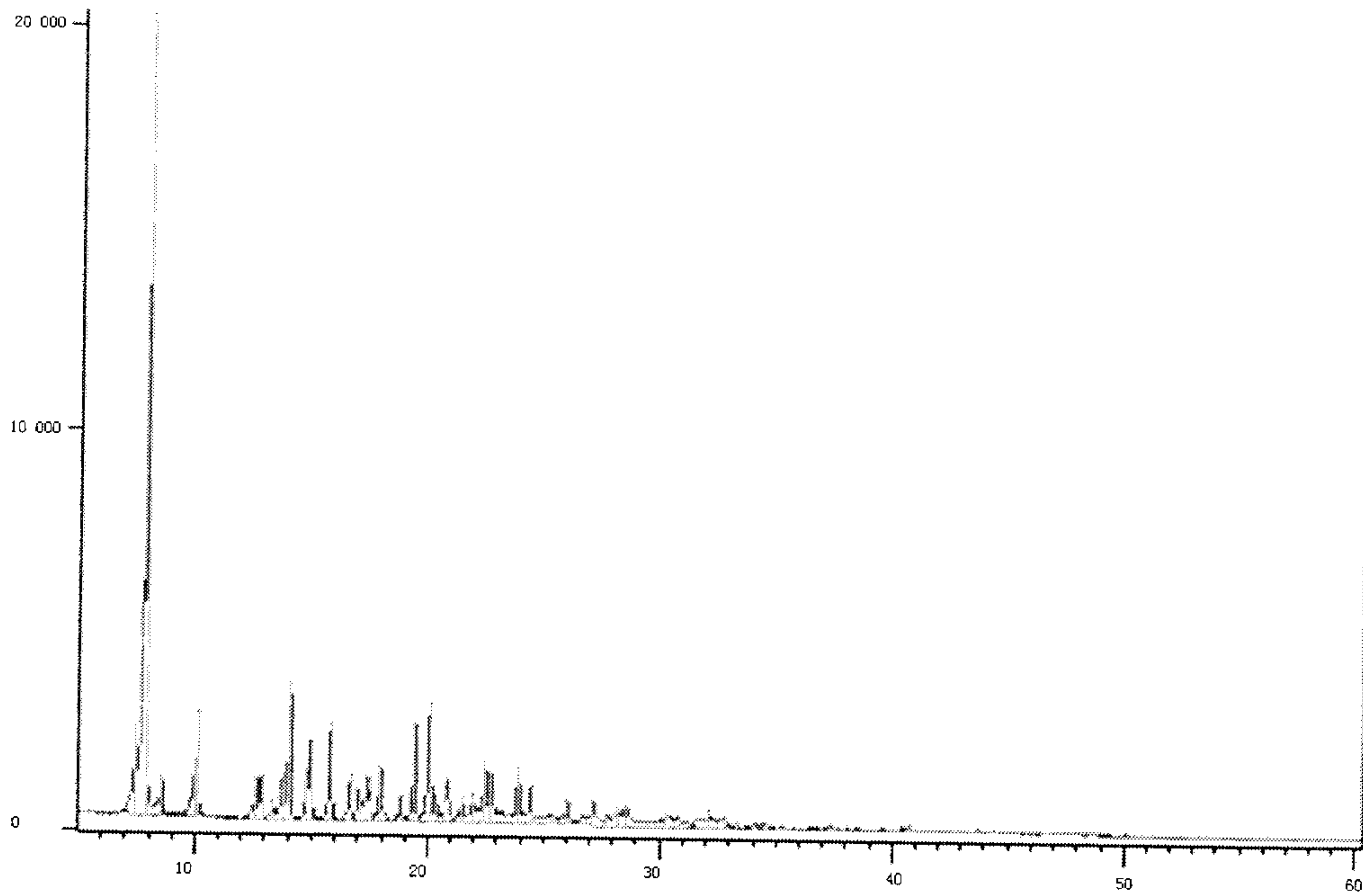


FIG. 1

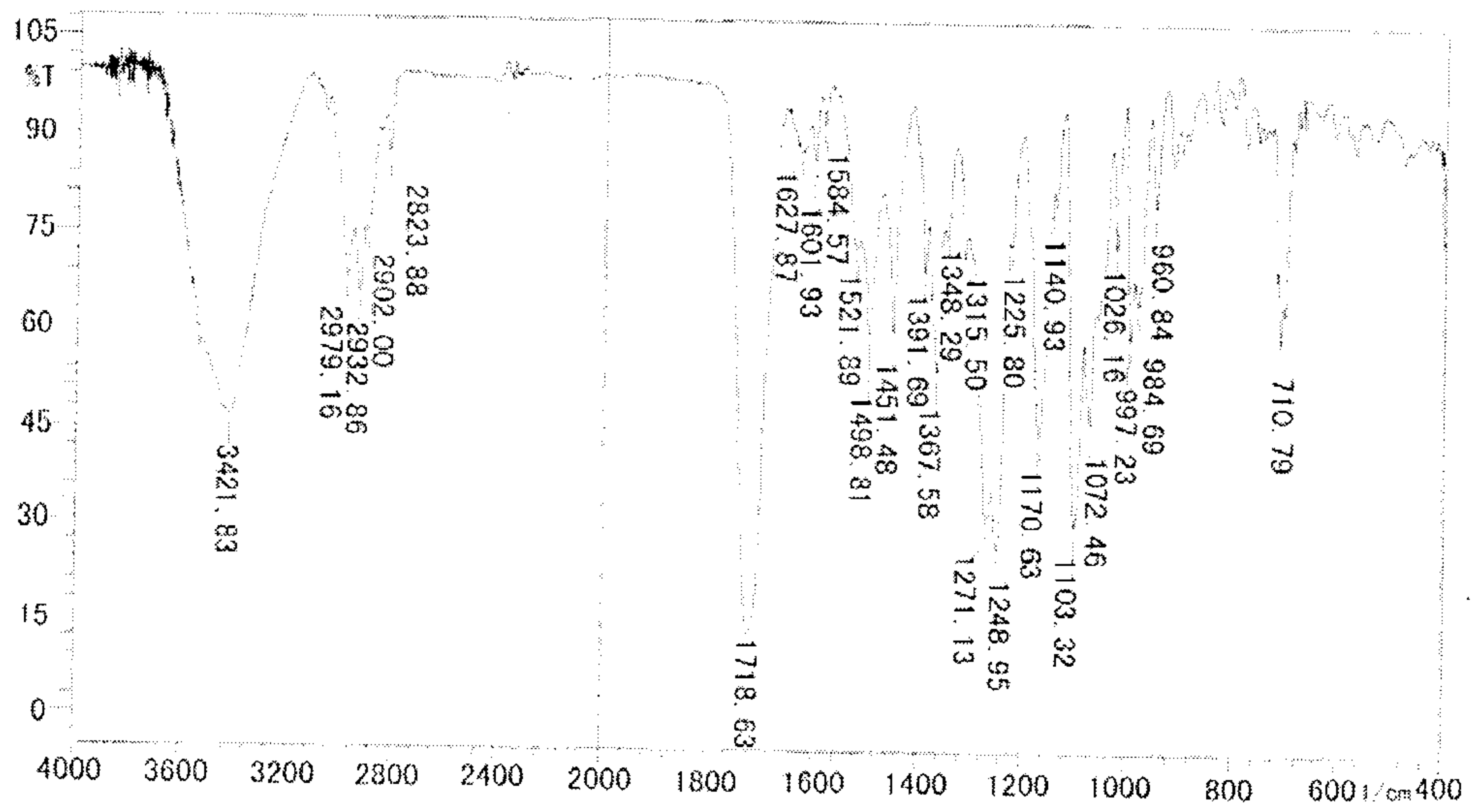


FIG. 2

-2/6-

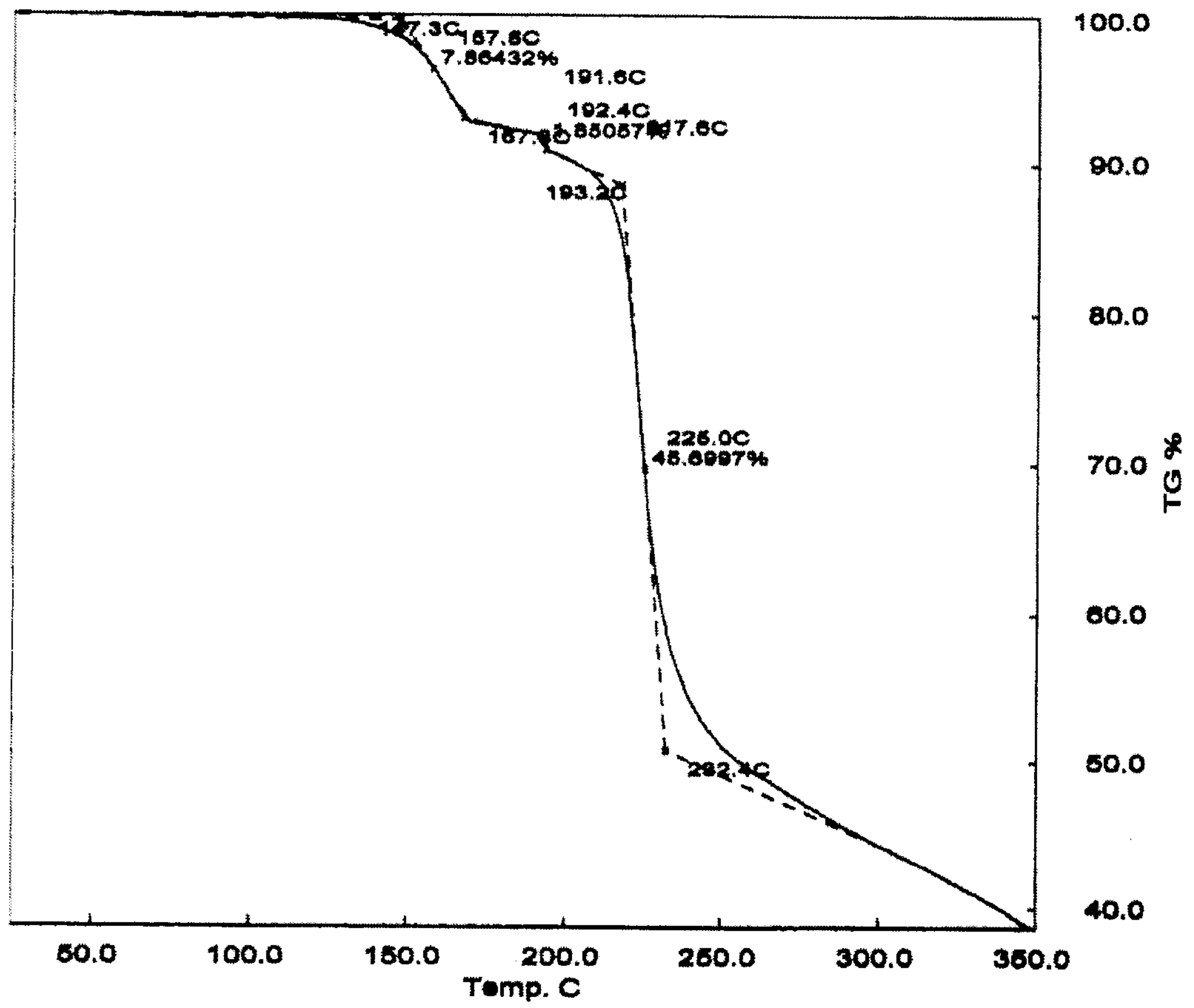


FIG. 3

-3/6-

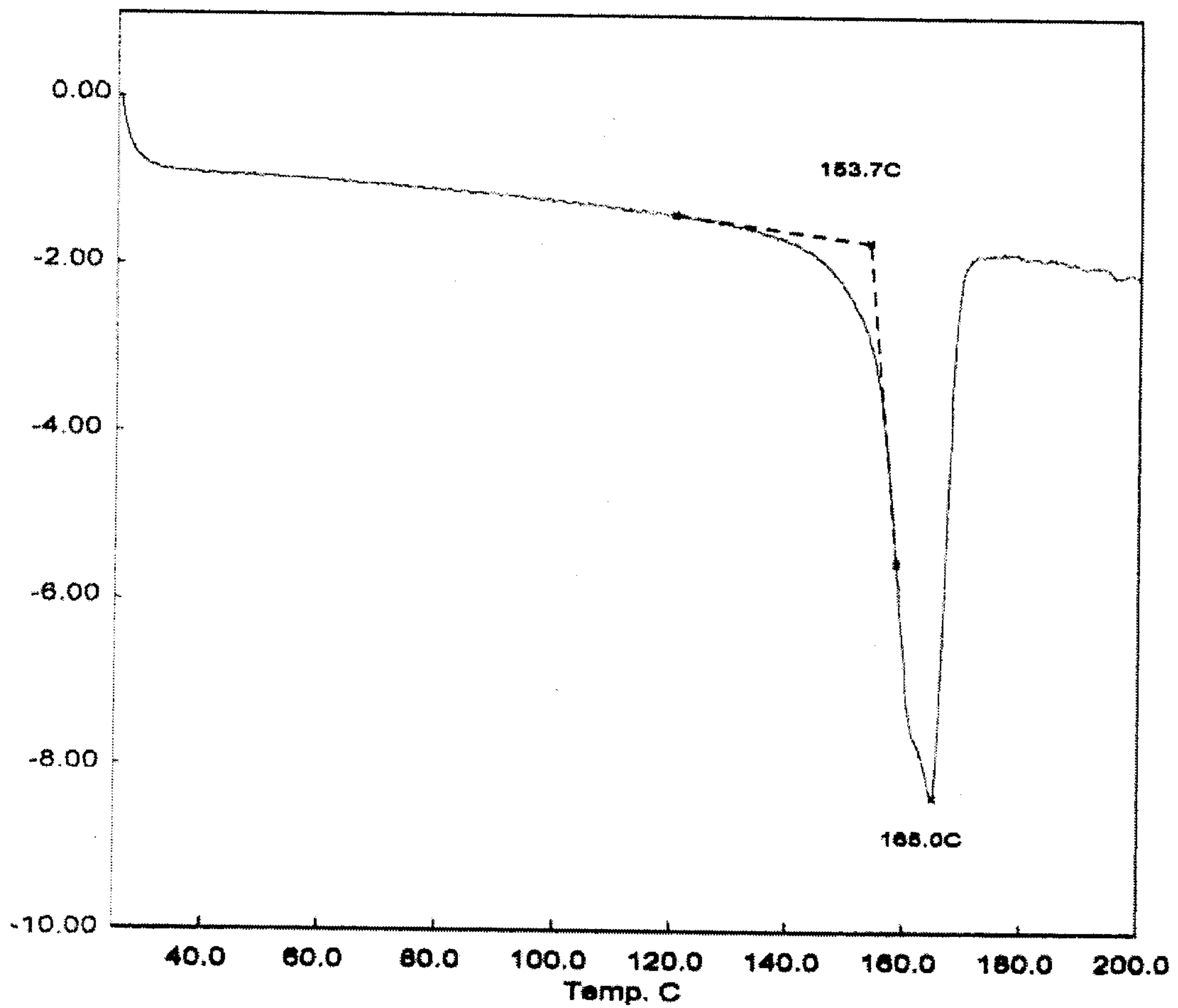


FIG. 4

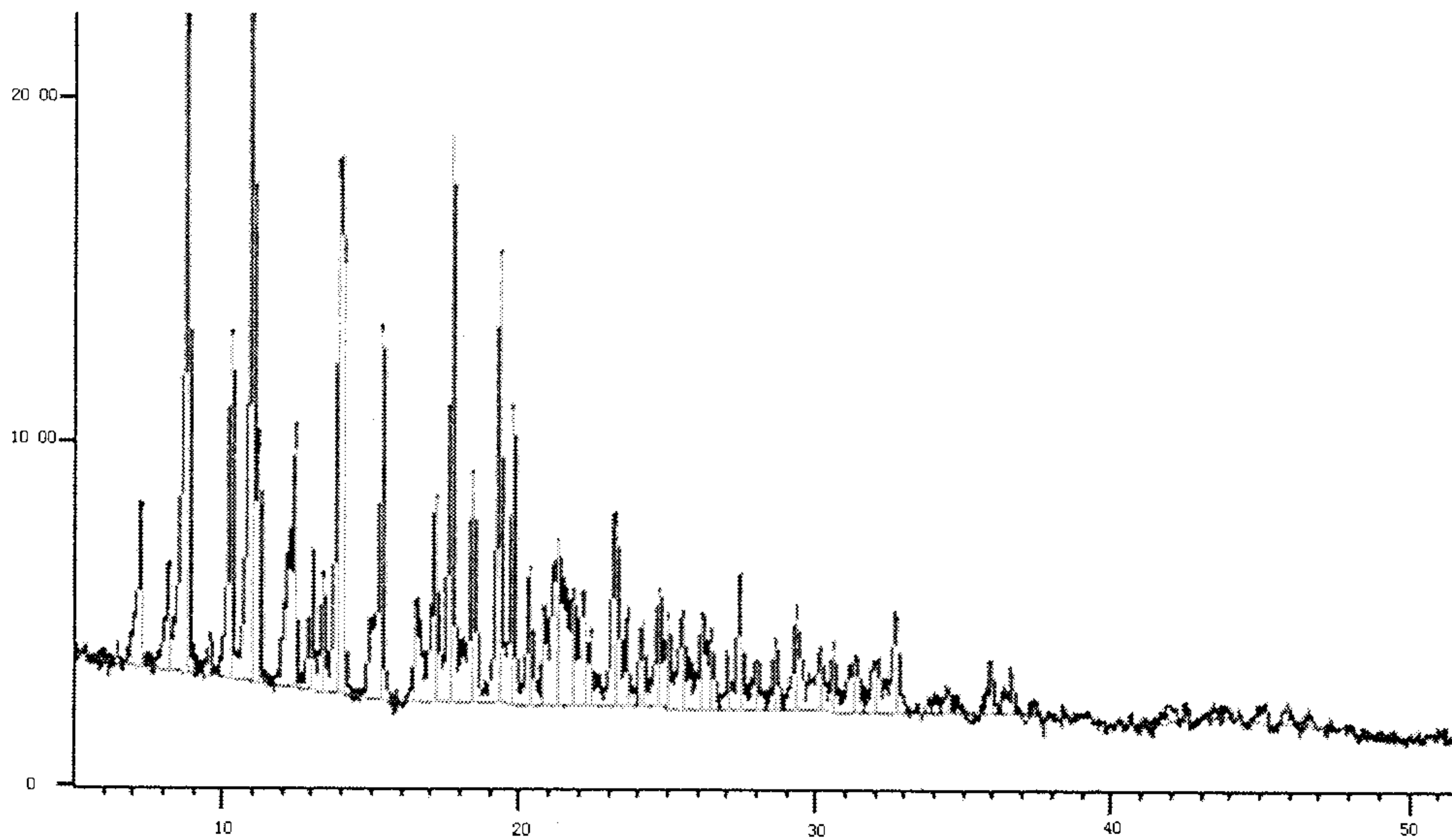


FIG. 5




FIG. 6

-5/6-

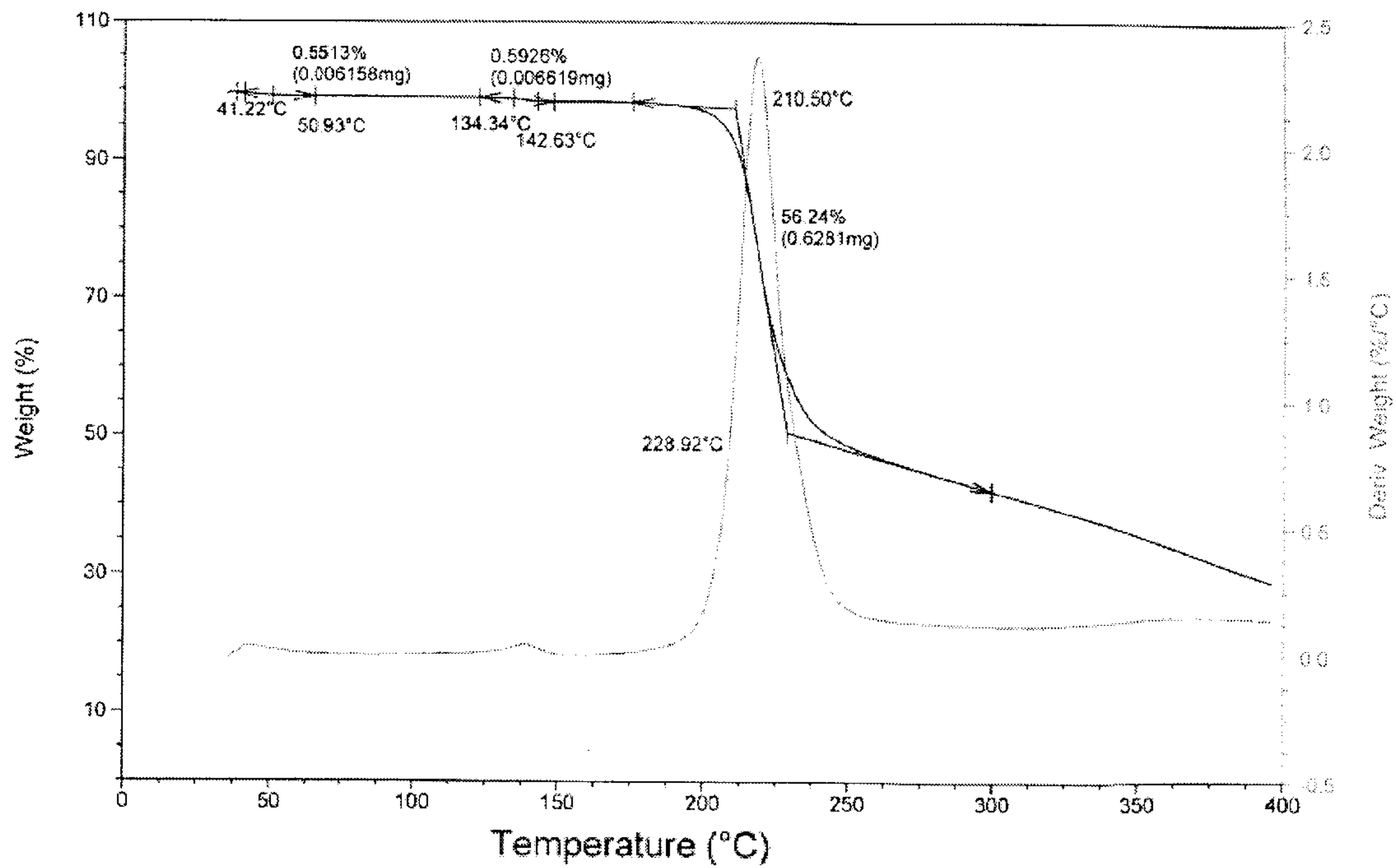


FIG. 7

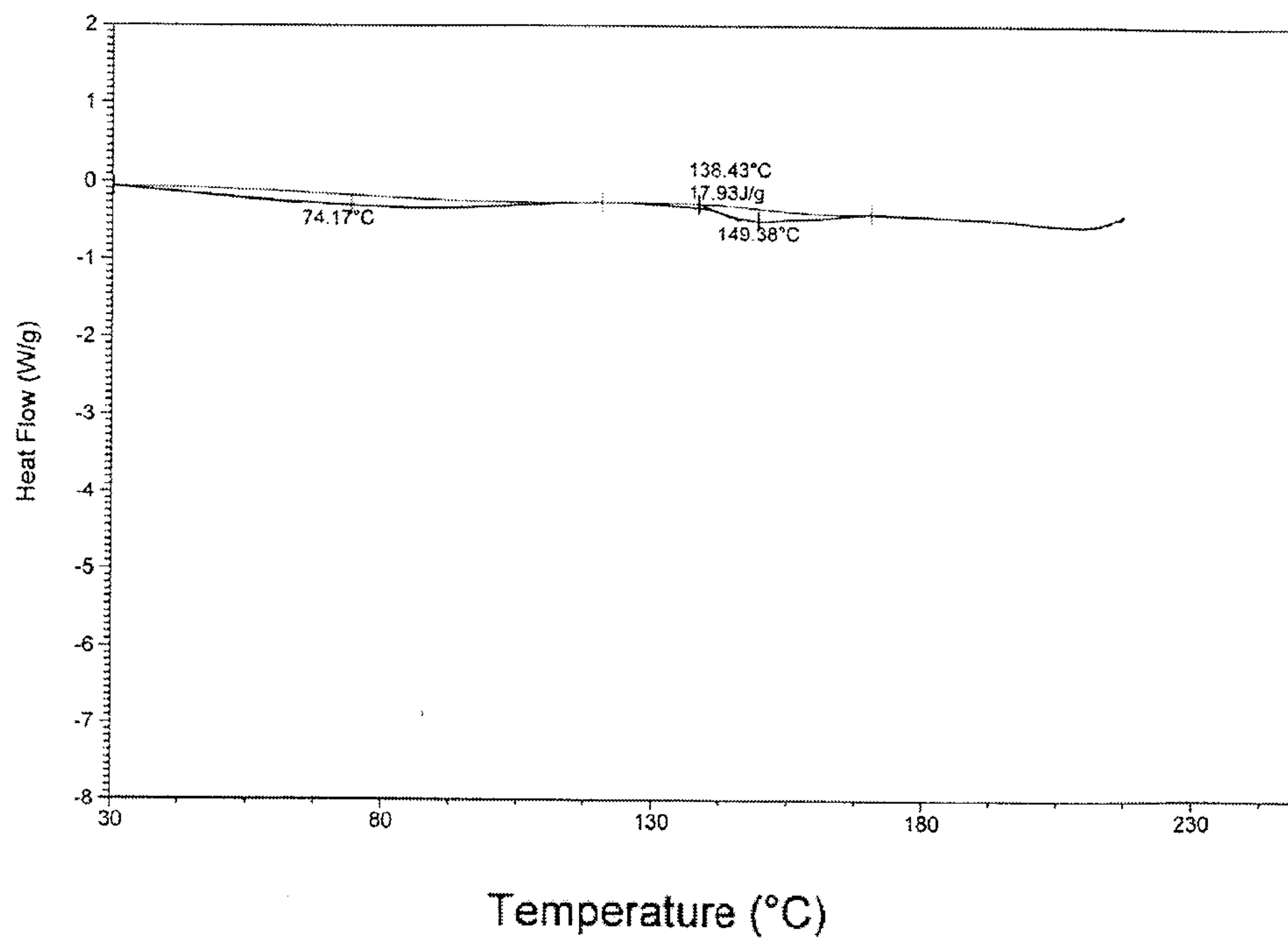


FIG. 8

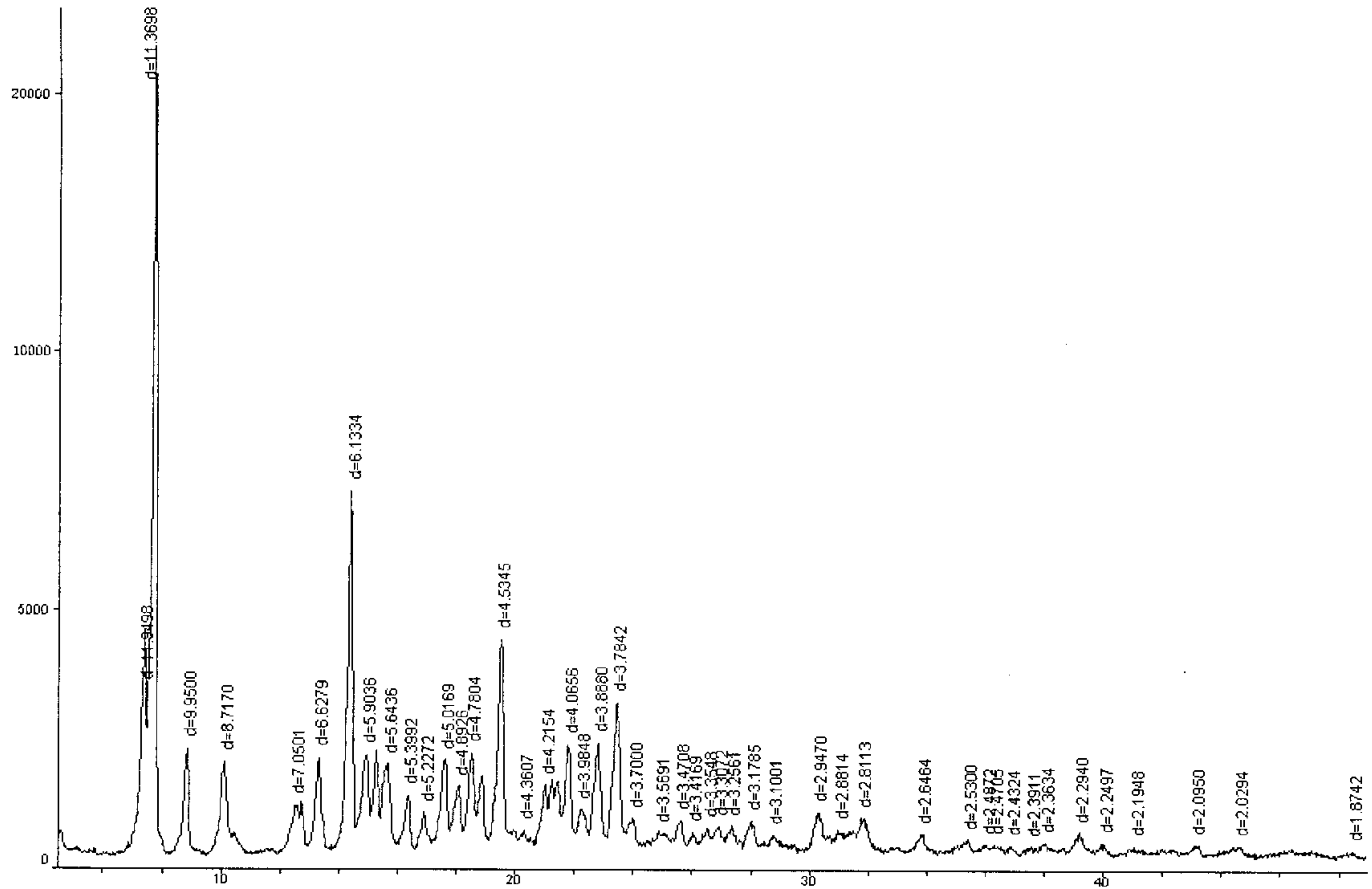


FIG. 9

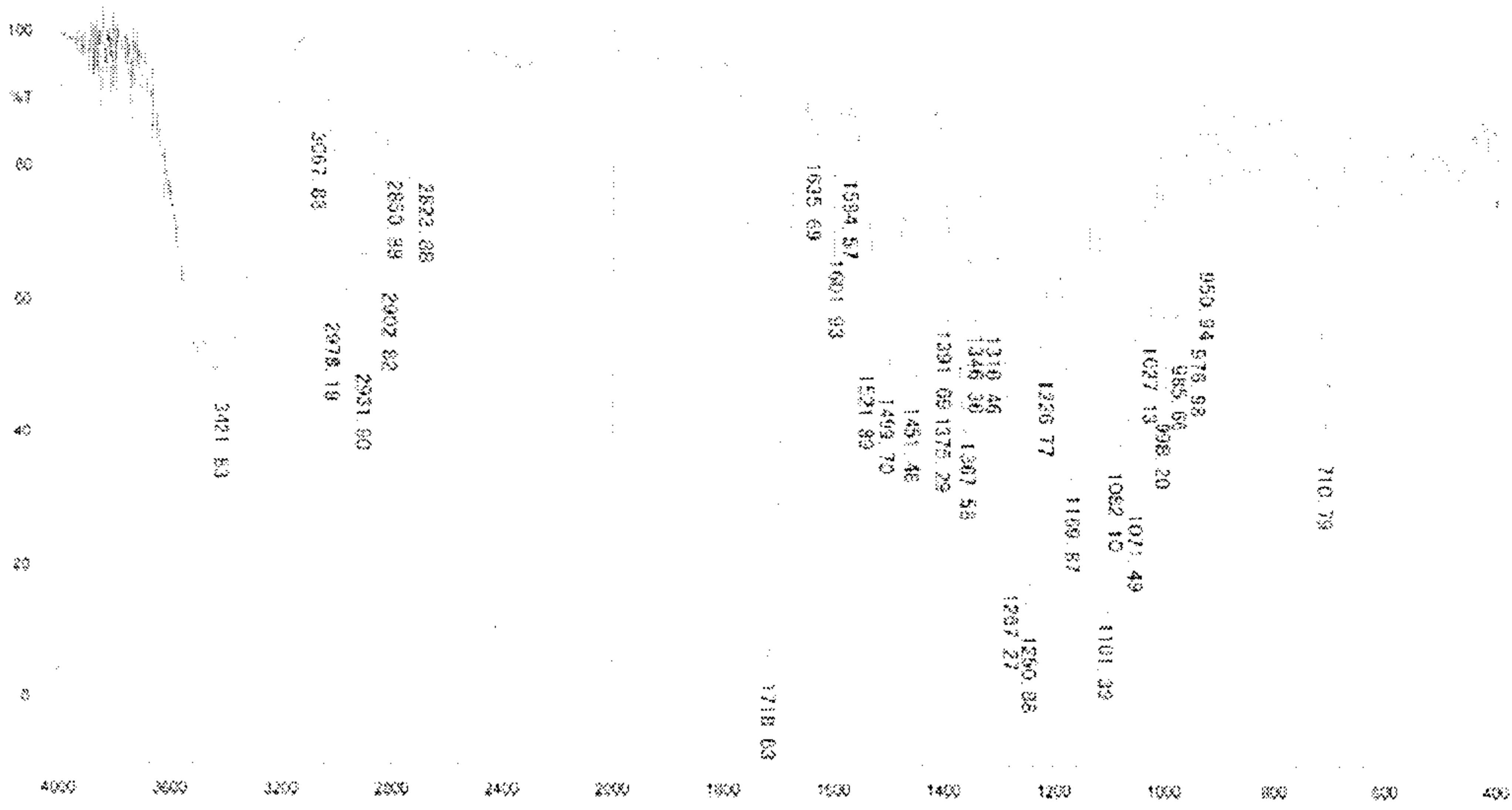


FIG. 10