



US00D739875S

(12) **United States Design Patent**
Bae

(10) **Patent No.:** **US D739,875 S**

(45) **Date of Patent:** **** Sep. 29, 2015**

(54) **DISPLAY SCREEN OR PORTION THEREOF WITH ICON**

(71) Applicant: **Samsung Electronics Co., Ltd.**,
Suwon-Si, Gyeonggi-Do (KR)

(72) Inventor: **Sanghee Bae**, Seoul (KR)

(73) Assignee: **SAMSUNG ELECTRONICS CO., LTD.**, Gyeonggi-Do (KR)

(**) Term: **14 Years**

(21) Appl. No.: **29/456,019**

(22) Filed: **May 28, 2013**

(30) **Foreign Application Priority Data**

Nov. 28, 2012 (KR) 30-2012-0056934

(51) **LOC (10) CL.** **14-04**

(52) **U.S. Cl.**
USPC **D14/490**

(58) **Field of Classification Search**

USPC D14/485-495; 715/703, 715, 727, 763,
715/773, 776, 779, 839, 810, 811, 812, 813,
715/814, 815, 821, 825, 828, 833, 835, 836,
715/837, 838, 840, 846, 847, 864, 963, 974,
715/976, 977; D18/30, 32
CPC G06F 3/0482; G06F 8/34; G06F 3/04817;
G06F 3/048

See application file for complete search history.

(56) **References Cited**

U.S. PATENT DOCUMENTS

D405,776 S * 2/1999 Fults D14/486
D556,773 S * 12/2007 Mestre D14/490

D598,931 S * 8/2009 Ogura et al. D14/490
D614,645 S * 4/2010 Kristensson et al. D14/487
D694,777 S * 12/2013 Montgomery et al. D14/487
D704,736 S * 5/2014 Mariet et al. D14/489
D708,226 S * 7/2014 Takata et al. D14/494
D709,094 S * 7/2014 Jogano D14/490
8,839,106 B2 * 9/2014 Lee et al. 715/700
2012/0226994 A1 * 9/2012 Lee 715/746
2013/0328837 A1 * 12/2013 Arizumi 345/179
2014/0068516 A1 * 3/2014 Escobedo et al. 715/835
2014/0189594 A1 * 7/2014 Hashiba et al. 715/835

* cited by examiner

Primary Examiner — Angela J Lee

(74) *Attorney, Agent, or Firm* — Harness, Dickey & Pierce,
P.L.C.

(57) **CLAIM**

The ornamental design for a display screen or portion thereof with icon, as shown and described.

DESCRIPTION

The file of this patent contains at least one drawing/photograph executed in color. Copies of this patent with color drawing(s)/photograph(s) will be provided by the Office upon request and payment of the necessary fee.

FIG. 1 is a front view of a display screen or portion thereof with icon showing my new design; and,

FIG. 2 is a front view of a display screen or portion thereof with icon showing an alternative embodiment of the new design.

The broken lines shown in the drawings represent portions of the display screen or portion thereof that form no part of the claimed design.

1 Claim, 1 Drawing Sheet
(1 of 1 Drawing Sheet(s) Filed in Color)





FIG. 1




FIG. 2

