



US00D357045S

# United States Patent [19]

[11] Patent Number: **Des. 357,045**

**Simmons**

[45] Date of Patent: **\*\* Apr. 4, 1995**

[54] **GOLF CLUB HEAD**

[75] Inventor: **Samuel P. Simmons**, Grass Valley, Calif.

[73] Assignee: **Alien Sport, Inc.**, Los Altos, Calif.

[\*\*] Term: **14 Years**

[21] Appl. No.: **9,293**

[22] Filed: **Jun. 9, 1993**

[52] U.S. Cl. .... **D21/220**

[58] Field of Search ..... **D21/214-220;**  
273/167-175

1,535,670	4/1925	Kidd .	
1,617,090	6/1925	Worthington .	
2,007,377	7/1935	Link .....	273/77
3,079,157	2/1963	Turner .....	273/167
3,138,386	6/1964	Onions .....	273/167

### OTHER PUBLICATIONS

Golf World, Jul. 8, 1988, p. 9, Tiger Shark Wedge.  
Spalding 1985 Pro Golf Cat., p. 21, center, Wedge, "Dynamiter".

Golf Digest, Mar., 1972, No. 6 and No. 7 Club Heads.

*Primary Examiner*—Terry A. Wallace

*Assistant Examiner*—Mitchell I. Siegel

*Attorney, Agent, or Firm*—Jack M. Wiseman

[56]

### References Cited

#### U.S. PATENT DOCUMENTS

- |            |         |                     |         |
|------------|---------|---------------------|---------|
| D. 86,598  | 3/1932  | Dobson et al. .     |         |
| D. 190,034 | 4/1961  | Penna .....         | D34/5   |
| D. 228,564 | 10/1973 | Braly .....         | D21/220 |
| D. 257,736 | 12/1980 | Lyon et al. ....    | D21/220 |
| D. 265,113 | 6/1982  | Lyons, Jr. ....     | D21/220 |
| D. 266,687 | 10/1982 | Simmons .....       | D21/220 |
| D. 301,907 | 6/1989  | Muta .....          | D21/220 |
| D. 302,716 | 8/1989  | Giambazi .....      | D21/220 |
| D. 327,109 | 6/1992  | Hardman et al. .... | D21/220 |
| D. 329,481 | 9/1992  | Hunt .....          | D21/220 |
| D. 332,984 | 2/1993  | Iinuma et al. ....  | D21/220 |
| D. 338,252 | 8/1993  | Fenton et al. ....  | D21/220 |
| D. 345,191 | 3/1994  | Iinuma et al. ....  | D21/220 |

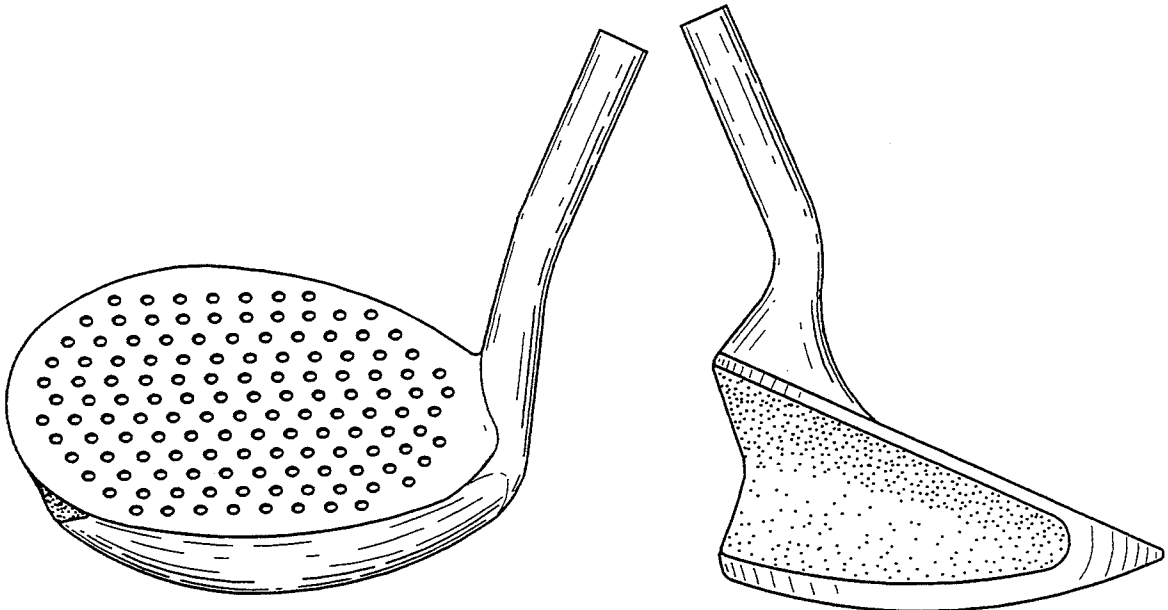
[57]

### CLAIM

The ornamental design for a golf club head, as shown and described.

### DESCRIPTION

FIG. 1 is a front elevational view of a golf club head showing my new design;  
FIG. 2 is a rear elevational view thereof;  
FIG. 3 is a top plan view thereof;  
FIG. 4 is a left side elevational view thereof;  
FIG. 5 is a right side elevational view thereof; and,  
FIG. 6 is a top left hand perspective view thereof.  
The bottom of the golf club head is plain and unadorned.



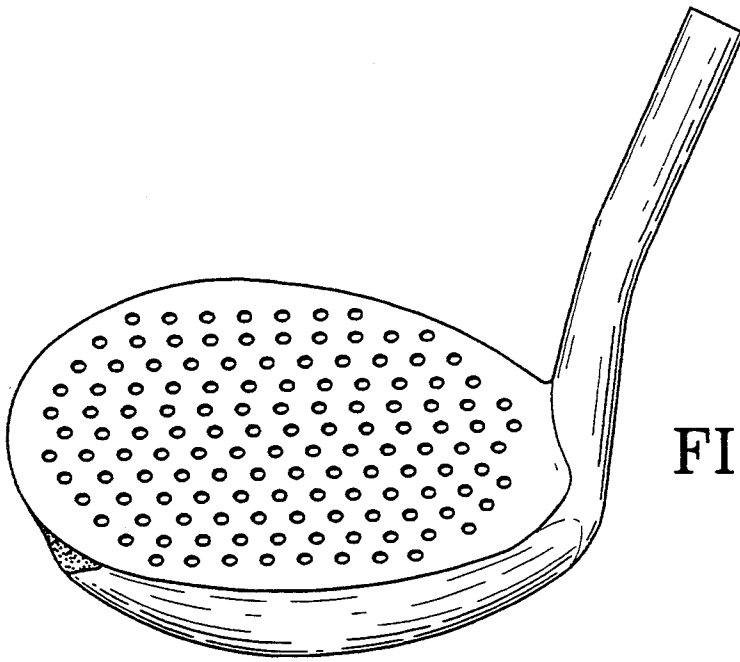


FIG. 1

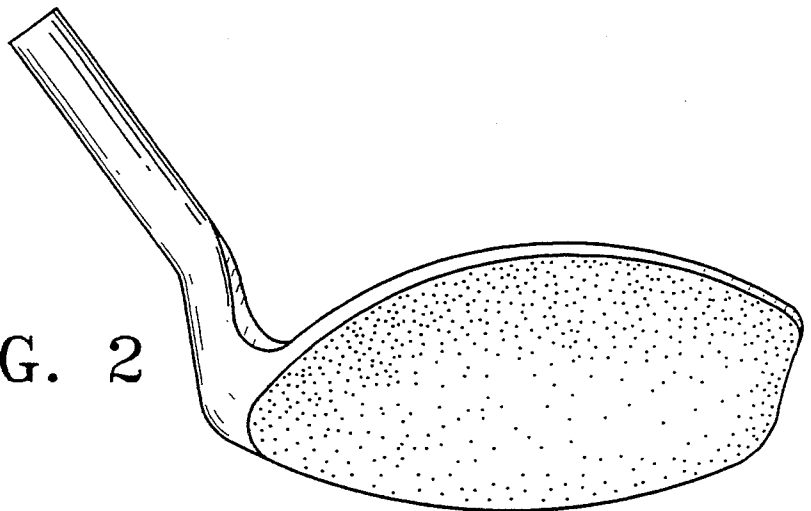


FIG. 2

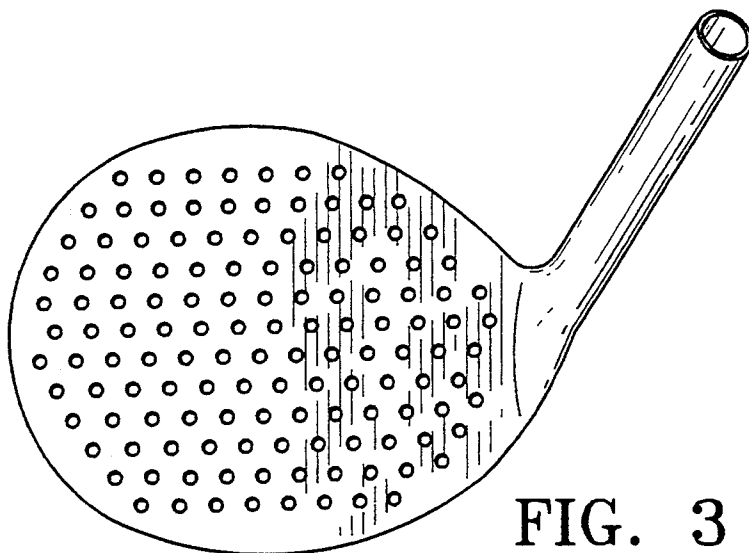


FIG. 3

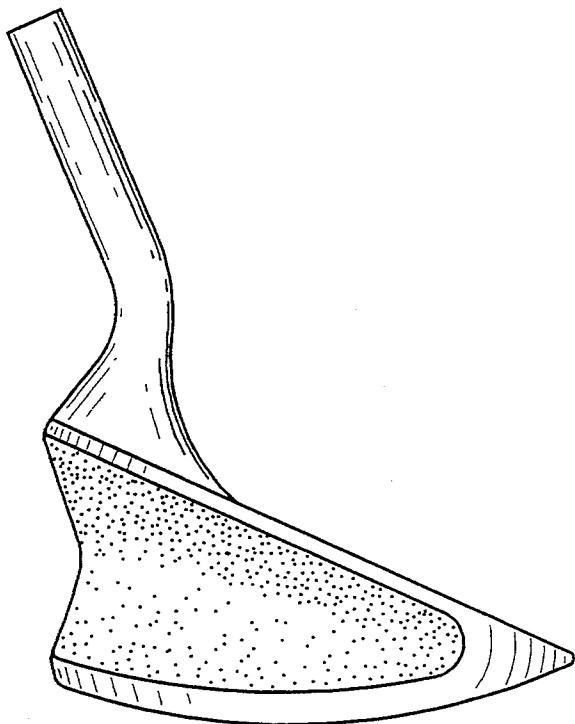


FIG. 4

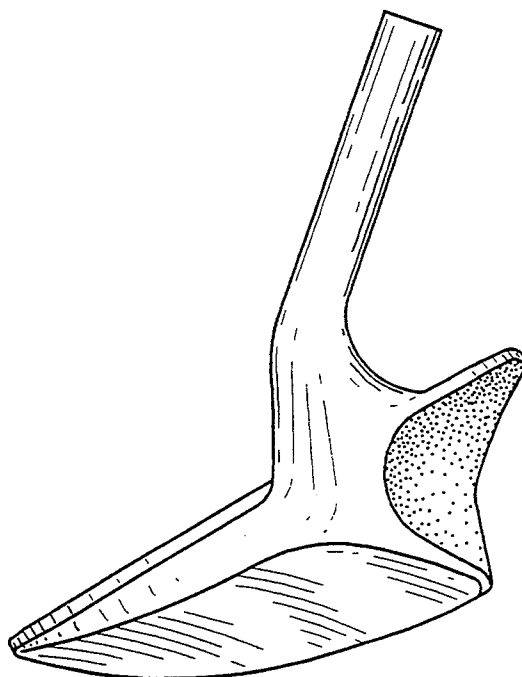


FIG. 5

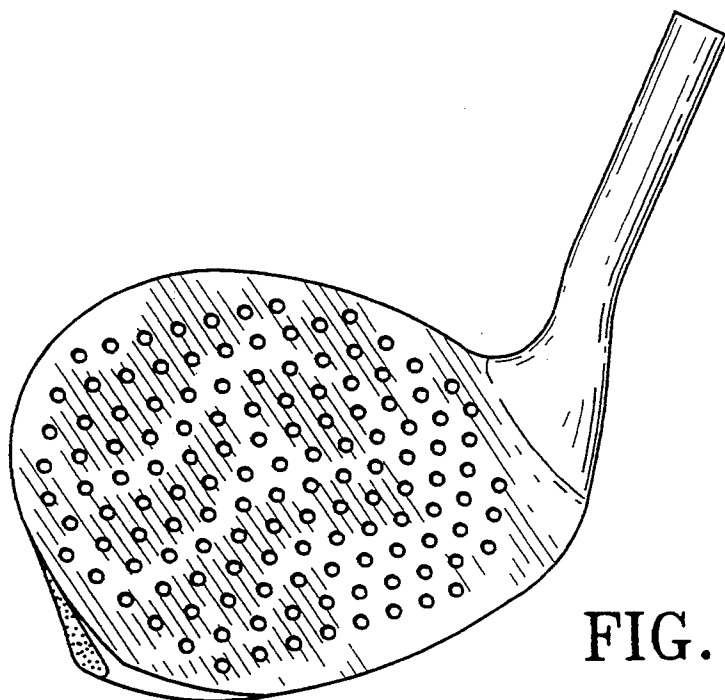


FIG. 6