



US00D369118S

**United States Patent** [19]  
**Bourcy**

[11] **Patent Number:** **Des. 369,118**  
[45] **Date of Patent:** **\*\*Apr. 23, 1996**

[54] **DECORATIVE PLAQUE**

491,614 2/1893 Thomas ..... D11/132 X  
2,354,622 10/1941 Swartz .

[76] Inventor: **Francis M. Bourcy**, P.O. Box 107,  
Dexter, N.Y. 13634

*Primary Examiner*—Dominic Simone  
*Attorney, Agent, or Firm*—Alfred M. Walker

[\*\*] Term: **14 Years**

[57] **CLAIM**

[21] Appl. No.: **19,722**

The ornamental design for a decorative plaque, as shown and described.

[22] Filed: **Mar. 9, 1994**

[52] U.S. Cl. .... **D11/132; D11/131**

[58] **Field of Search** ..... D11/131, 132,  
D11/133, 135; 428/542.2, 542.4, 913.3

**DESCRIPTION**

[56] **References Cited**

**U.S. PATENT DOCUMENTS**

D. 90,363	7/1933	Eichelsdoerfer	.....	D11/132
D. 96,848	9/1935	Menger	.....	D11/164
D. 143,115	6/1945	Bell	.	
D. 166,889	10/1951	Stec	.	
D. 296,677	7/1988	Trueax	.....	D11/164 X
D. 336,623	6/1993	Culbertson	.....	D11/132

FIG. 1 is a front elevation, showing my new design with the environmental structure associated therewith shown in broken lines;

FIG. 2 is a rear elevation thereof;

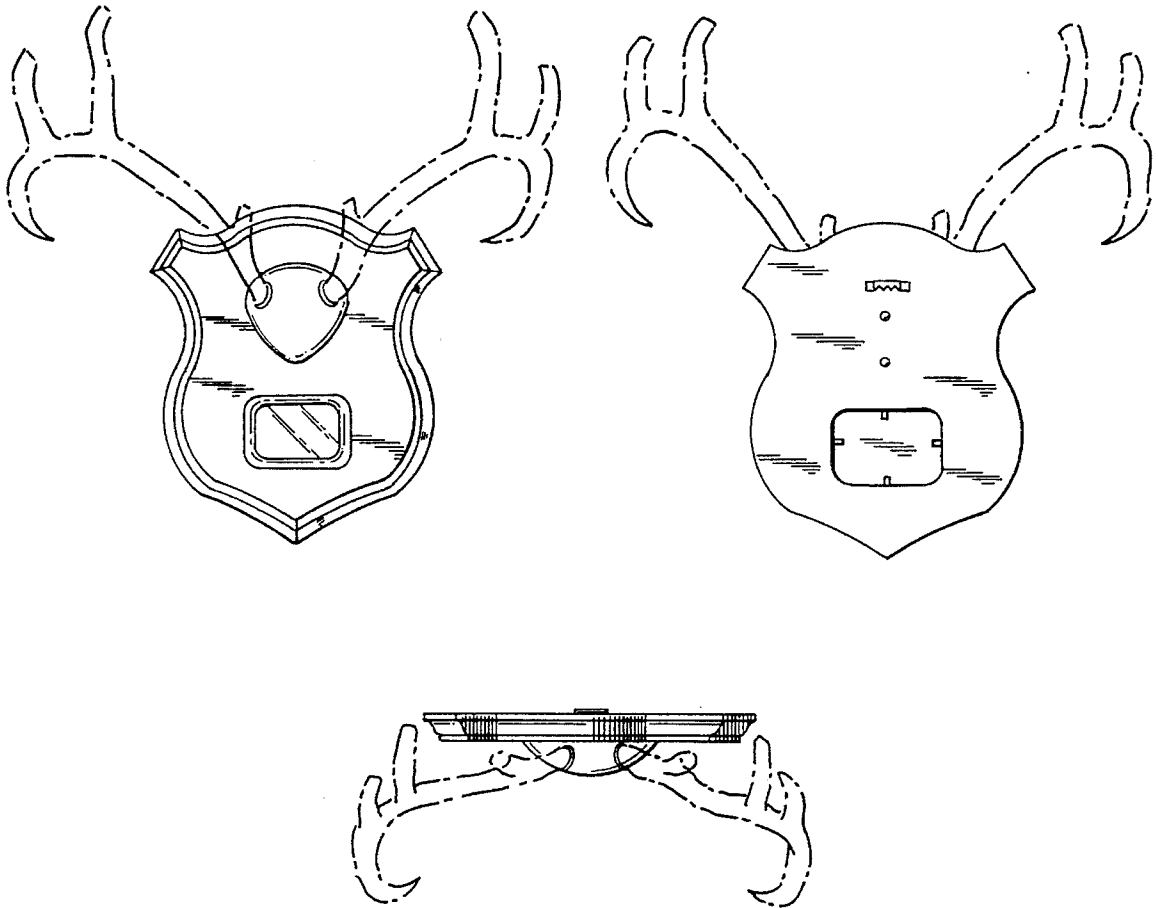
FIG. 3 is a top plan view thereof;

FIG. 4 is a bottom plan view thereof;

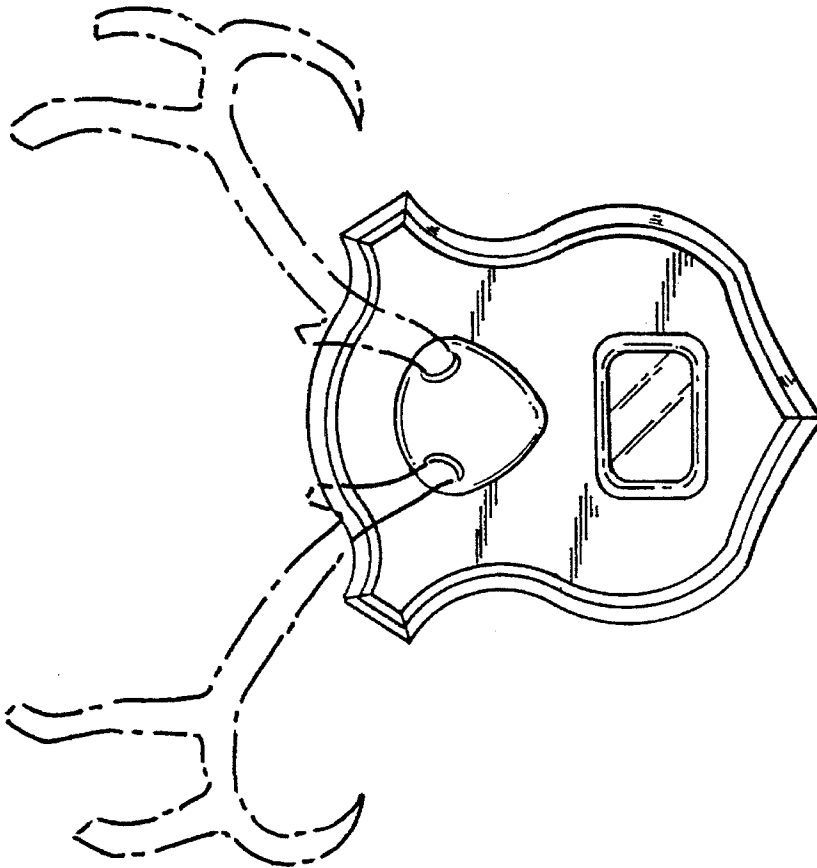
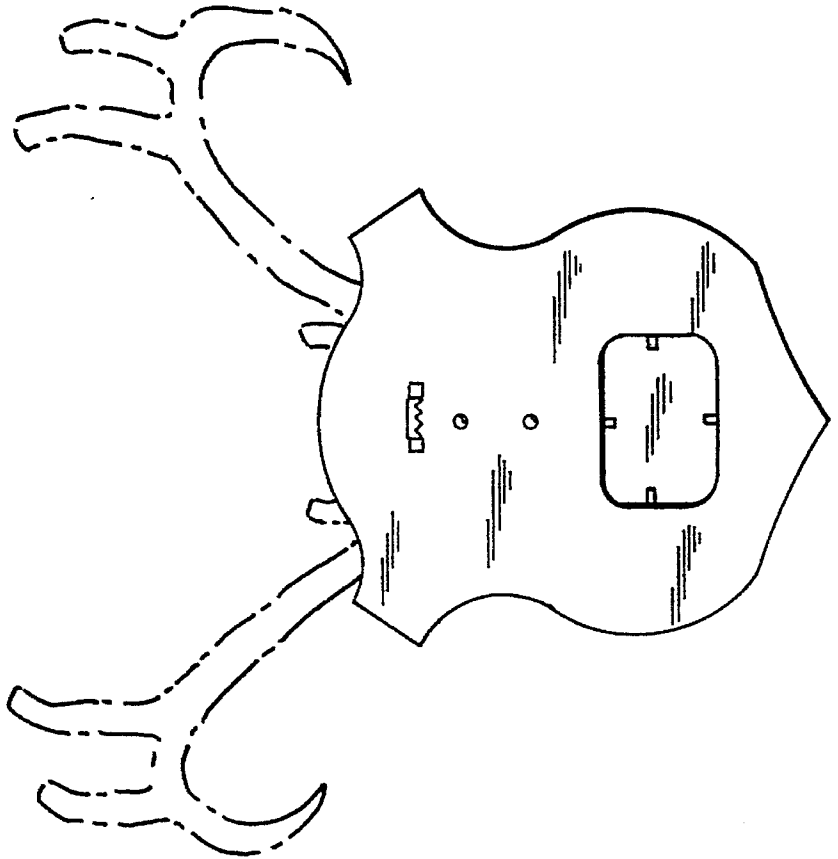
FIG. 5 is a side elevation view; and,

FIG. 6 is a front view of my design, without the environmental structure being shown in broken lines.

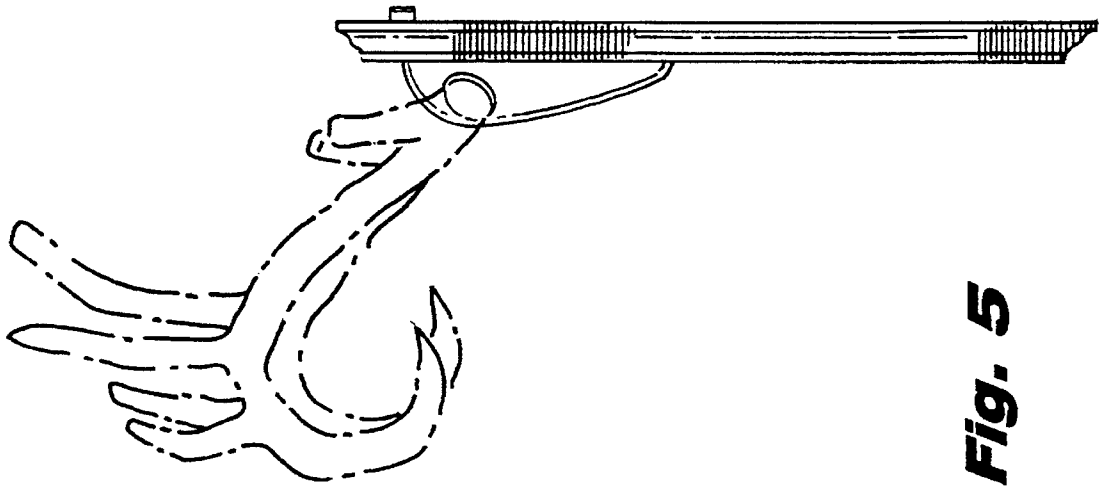
**1 Claim, 3 Drawing Sheets**



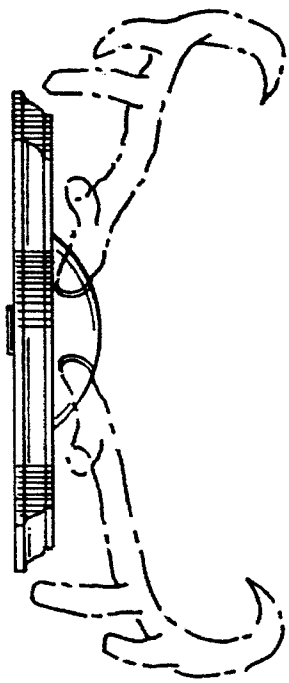
**Fig. 2**



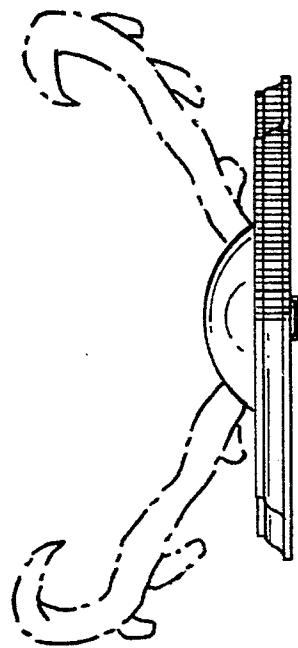
**Fig. 1**



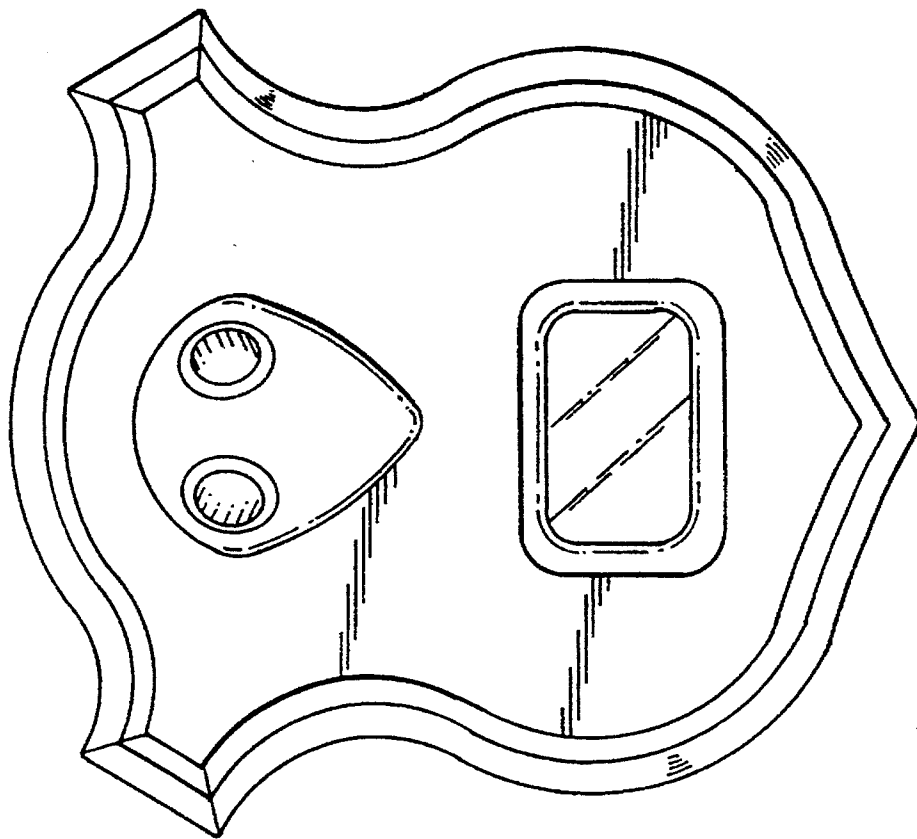
**Fig. 5**



**Fig. 3**



**Fig. 4**



**Fig. 6**