



US00D493626S1

(12) **United States Design Patent**
James

(10) **Patent No.:** **US D493,626 S**

(45) **Date of Patent:** **** Aug. 3, 2004**

(54) **CHAIR**

(75) **Inventor:** **Paul A. James**, Minneapolis, MN (US)

(73) **Assignee:** **HON Technology Inc.**, Muscatine, IA (US)

(**) **Term:** **14 Years**

(21) **Appl. No.:** **29/161,650**

(22) **Filed:** **May 31, 2002**

(51) **LOC (7) Cl.** **06-01**

(52) **U.S. Cl.** **D6/366**

(58) **Field of Search** D6/334, 364, 365,
D6/366, 367, 500, 501, 502; 297/411.2,
411.27

(56) **References Cited**

U.S. PATENT DOCUMENTS

D346,279 S	*	4/1994	Stumpf et al.	D6/366
D423,259 S	*	4/2000	Grove	D6/500
D449,174 S	*	10/2001	Neil	D6/366

D451,293 S	*	12/2001	Su	D6/366
D453,079 S	*	1/2002	Ma	D6/366
D456,626 S	*	5/2002	Su	D6/366
D471,024 S	*	3/2003	Chadwick et al.	D6/366

* cited by examiner

Primary Examiner—Gary D. Watson

(74) *Attorney, Agent, or Firm*—Joseph H. Golant; Jones Day

(57) **CLAIM**

The ornamental design for a chair, as shown and described.

DESCRIPTION

FIG. 1 is a front isometric view of a chair showing my new design;

FIG. 2 is a rear isometric view thereof;

FIG. 3 is a front view thereof;

FIG. 4 is a left side view, the opposite side view being a mirror image thereof;

FIG. 5 is a rear view thereof; and,

FIG. 6 is a top view thereof.

1 Claim, 3 Drawing Sheets

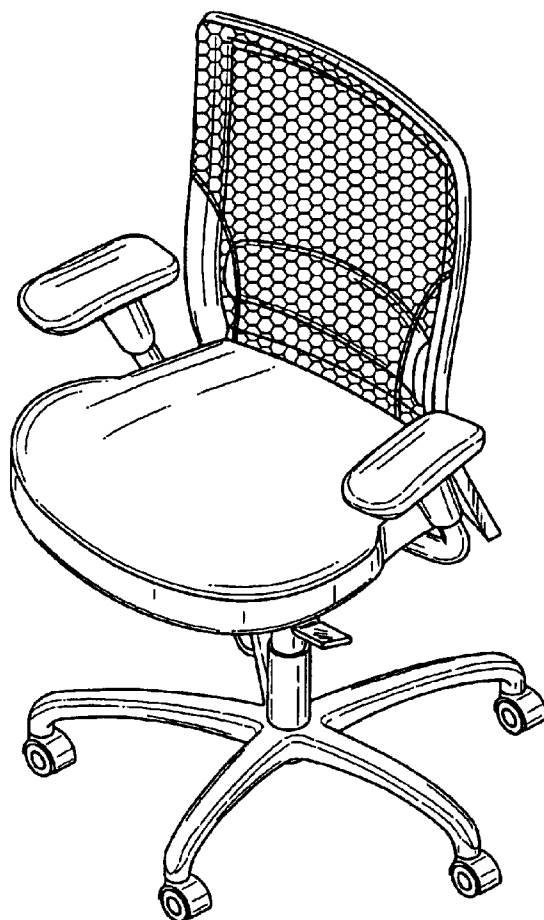




Fig. 1

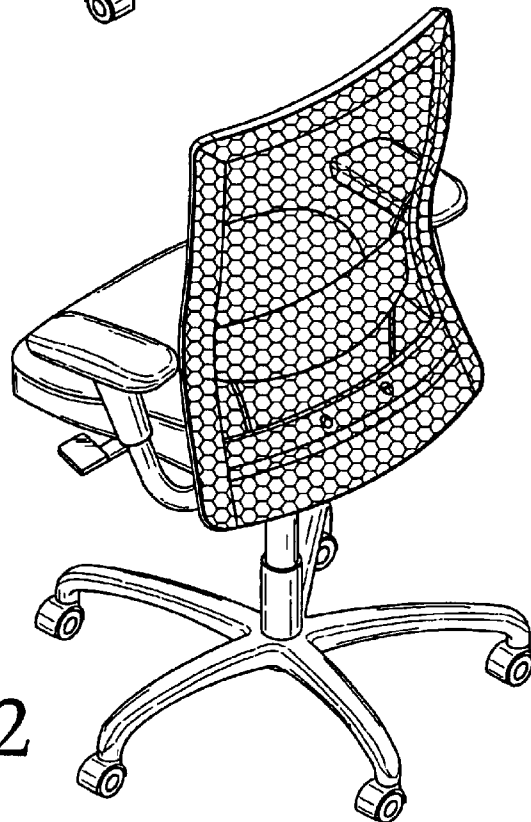


Fig. 2

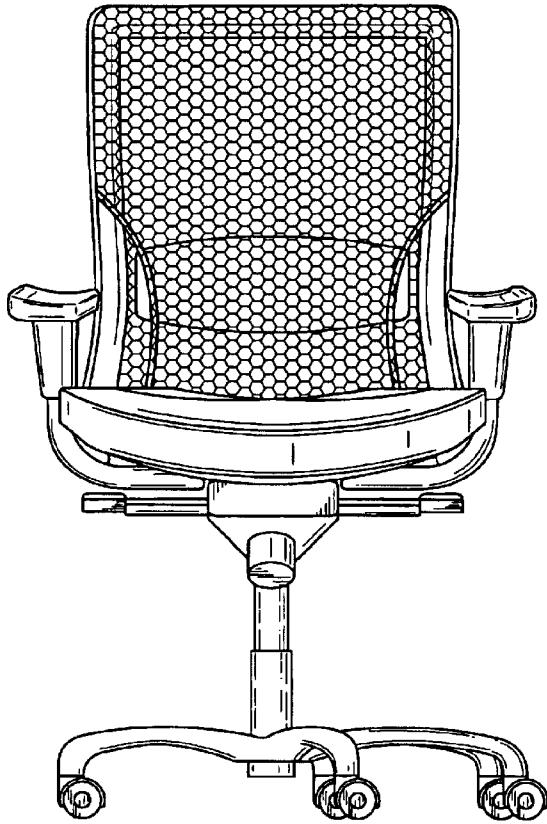


Fig. 3

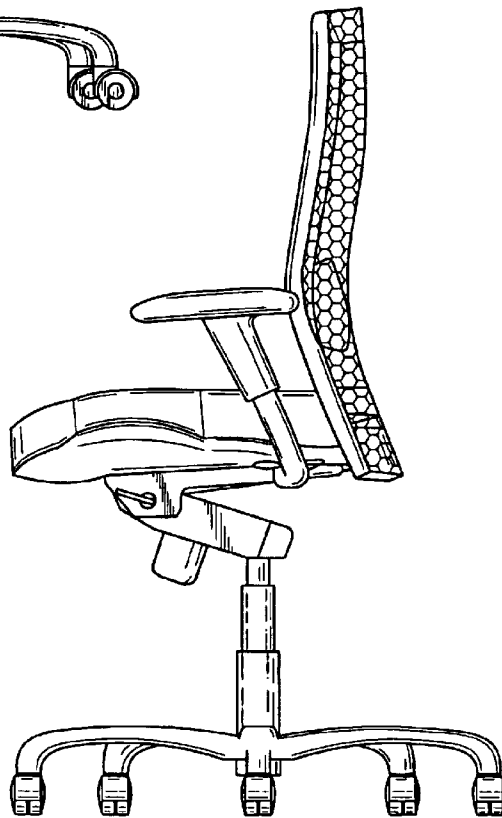


Fig. 4

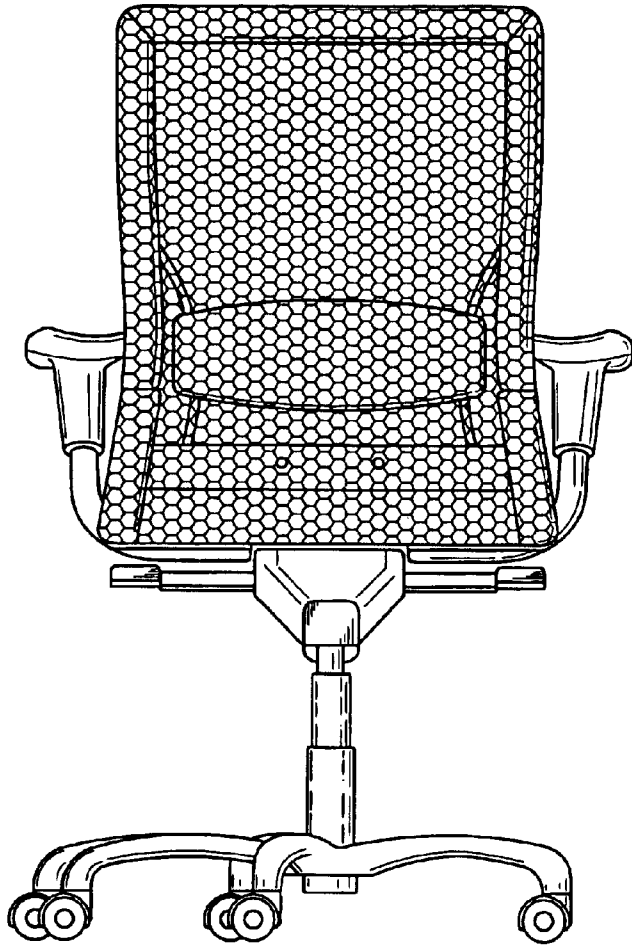


Fig. 5

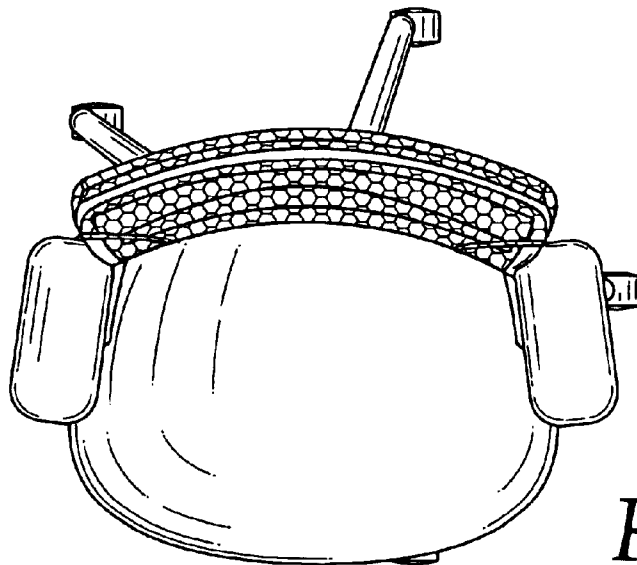


Fig. 6