



US00D394857S

# United States Patent [19]

Sun

[11] Patent Number: **Des. 394,857**

[45] Date of Patent: **\*\*Jun. 2, 1998**

[54] **MOBILE TELEPHONE**

[75] Inventor: **Yeo Chung Sun**, Esquire, Singapore

[73] Assignee: **Telefonaktiebolaget LM Ericsson**,  
Stockholm, Sweden

[\*\*] Term: **14 Years**

[21] Appl. No.: **72,803**

[22] Filed: **Jun. 30, 1997**

[51] **LOC (6) Cl.** ..... **14-03**

[52] **U.S. Cl.** ..... **D14/138**

[58] **Field of Search** ..... D14/137, 138,  
D14/140, 142, 147, 148, 240, 248; 379/419,  
420, 428, 440, 433, 434; 455/90, 550, 575,  
347, 349

[56] **References Cited**

### U.S. PATENT DOCUMENTS

D. 353,808	12/1994	Taniguchi et al.	.....	D14/138
D. 357,249	4/1995	Williams	.....	D14/147 X
D. 365,095	12/1995	Kajita	.....	D14/138
D. 366,872	2/1996	Nagele et al.	.....	D14/138
D. 370,222	5/1996	Kajita et al.	.....	D14/138
D. 370,223	5/1996	Kajita et al.	.....	D14/147 X
D. 377,171	1/1997	Yokouchi	.....	D14/138
D. 382,871	8/1997	Nagai et al.	.....	D14/147 X
D. 382,873	8/1997	Macdonald, Jr. et al.	.....	D14/138
D. 383,746	9/1997	Richards et al.	.....	D14/137 X
5,497,506	3/1996	Takeyasu	.....	455/90 X
5,542,106	7/1996	Krenz	.....	455/347 X

### OTHER PUBLICATIONS

Mobile Office, p. 93 Nec P120 Telephone, Sep. 1993.  
Cellular Buyers' Guide p. 55, DiamondTel DT18X and  
Ericsson Micro-Portable Flipphone, Wint. 1995.  
Cellular Buyers' Guide p. 53, Audiovox MVX-750, Wint.  
1995.  
Cellular Buyers' Guide p. 56, GE Cellular CT-700, Wint.  
1995.

*Primary Examiner*—Jeffrey Asch  
*Attorney, Agent, or Firm*—Burns, Doane, Swecker &  
Mathis, L.L.P.

### [57] CLAIM

The ornamental design for mobile telephone, as shown and described.

### DESCRIPTION

FIG. 1 is a front view of the mobile telephone showing my new design with a battery;  
FIG. 2 is a top view thereof;  
FIG. 3 is a left side view thereof;  
FIG. 4 is a rear view thereof;  
FIG. 5 is a right view thereof;  
FIG. 6 is a bottom view thereof;  
FIG. 7 is a front view of the mobile telephone showing a second embodiment of my new design without a battery;  
FIG. 8 is a top view thereof;  
FIG. 9 is a left side view thereof;  
FIG. 10 is a rear view thereof;  
FIG. 11 is a right view thereof; and,  
FIG. 12 is a bottom view thereof.

**1 Claim, 4 Drawing Sheets**

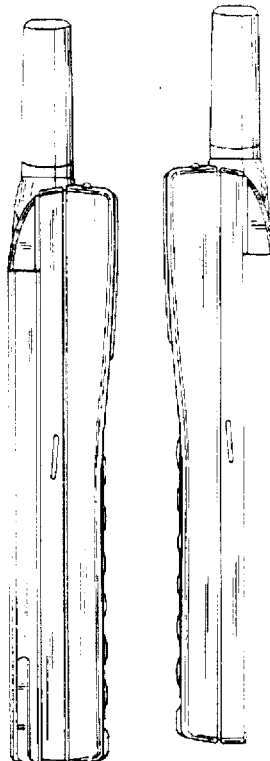
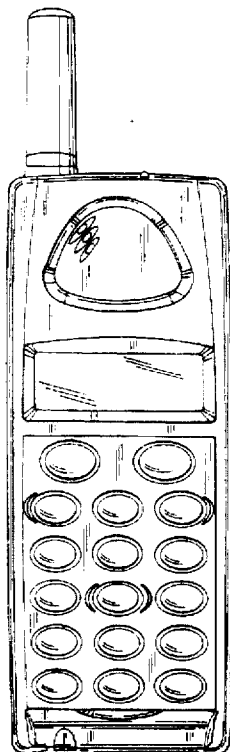


FIG. 1

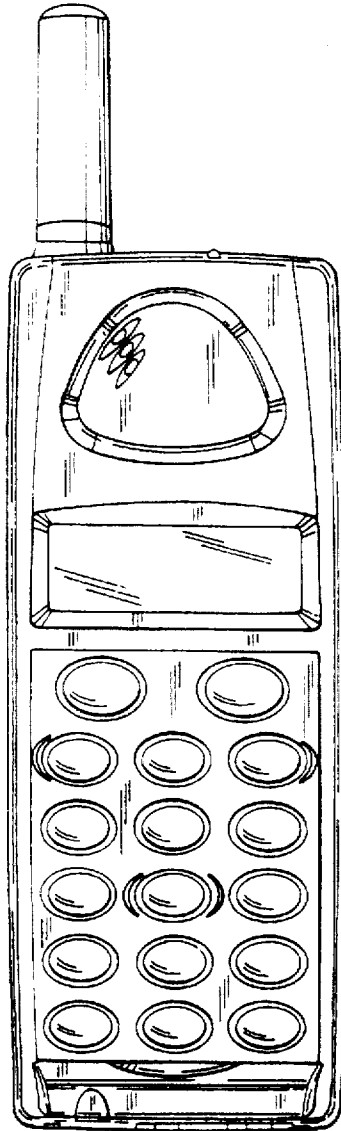


FIG. 3




FIG. 2

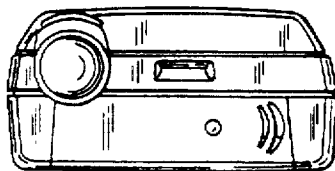


FIG. 6

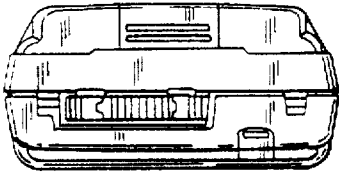


FIG. 5


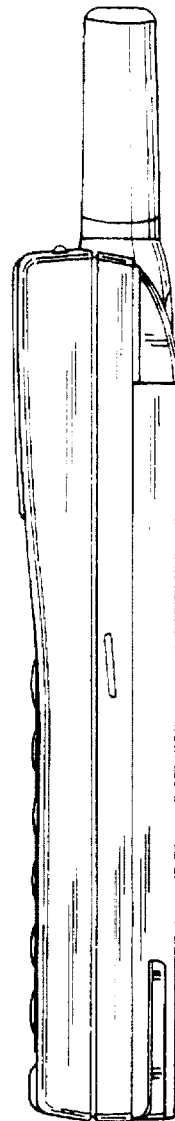


FIG. 4

FIG. 7

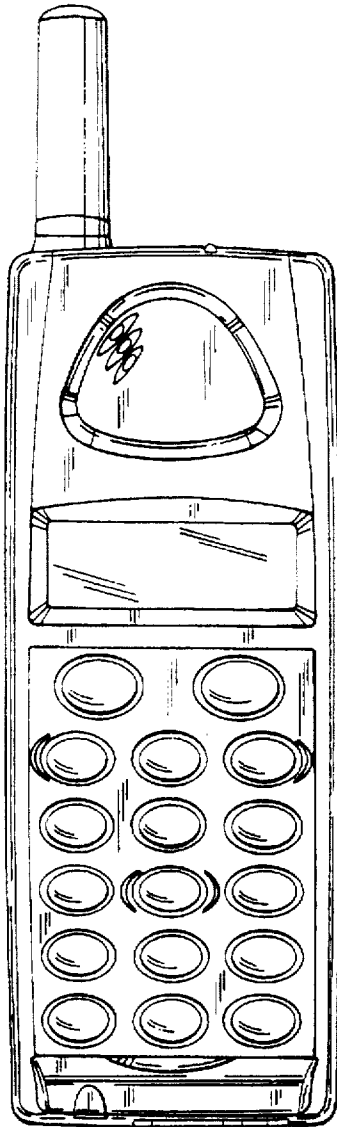


FIG. 9

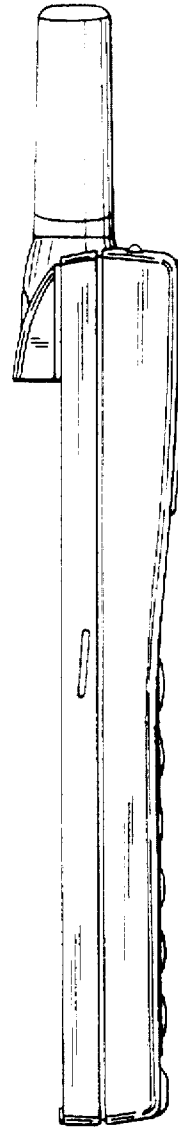


FIG. 8




FIG. 12

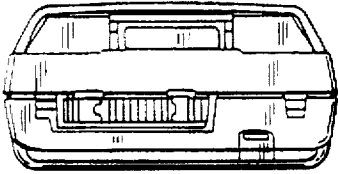


FIG. 10




FIG. 11

