



US00D735950S

(12) **United States Design Patent**  
**Dion**

(10) **Patent No.:** **US D735,950 S**

(45) **Date of Patent:** **\*\* Aug. 4, 2015**

(54) **HELMET**

(71) Applicant: **Bell Sports, Inc.**, Scotts Valley, CA (US)

(72) Inventor: **Stephane Dion**, Granby (CA)

(73) Assignee: **Bell Sports, Inc.**, Scotts Valley, CA (US)

(\*\*) Term: **14 Years**

(21) Appl. No.: **29/476,170**

(22) Filed: **Dec. 11, 2013**

(51) **LOC (10) Cl.** ..... **09-03**

(52) **U.S. Cl.**

USPC ..... **D29/122**

(58) **Field of Classification Search**

USPC ..... D29/102-107, 122, 112; 2/6.1-6.3, 6.5,  
2/6.7, 422-425, 410, 205, 175.1, 175.6,  
2/175.7, 195.1, 209, 909, 918, 920, 172,  
2/455; D24/190, 191; 128/864, 866, 867;  
D2/891; D5/63

CPC ..... A42B 3/00; A42B 3/163; A42B 3/166;  
A42B 3/16; A42B 3/18; A42B 3/20; A42B  
3/22; A42B 3/221; A42B 3/228; A42B 3/066;  
A42B 3/06; A63B 71/10

See application file for complete search history.

(56) **References Cited**

**U.S. PATENT DOCUMENTS**

D485,948 S \* 1/2004 Yi ..... D29/107  
D523,993 S \* 6/2006 Dion ..... D29/107

D549,884 S \* 8/2007 Dion ..... D29/107  
D597,709 S \* 8/2009 Juhlin ..... D29/122  
D601,307 S \* 9/2009 Izquierdo Mediavilla .. D29/107  
D604,911 S \* 11/2009 Juhlin ..... D29/122  
D616,155 S \* 5/2010 Juhlin ..... D29/122  
D621,551 S \* 8/2010 Isobe ..... D29/107  
7,814,579 B2 \* 10/2010 Dion ..... 2/425  
D627,520 S \* 11/2010 Choi ..... D29/107  
D673,734 S \* 1/2013 Hwang ..... D29/107  
D674,153 S \* 1/2013 Daniels et al. .... D29/122  
D709,653 S \* 7/2014 Lebel et al. .... D29/122

\* cited by examiner

*Primary Examiner* — Ruth McInroy

(74) *Attorney, Agent, or Firm* — Booth Udall Fuller, PLC

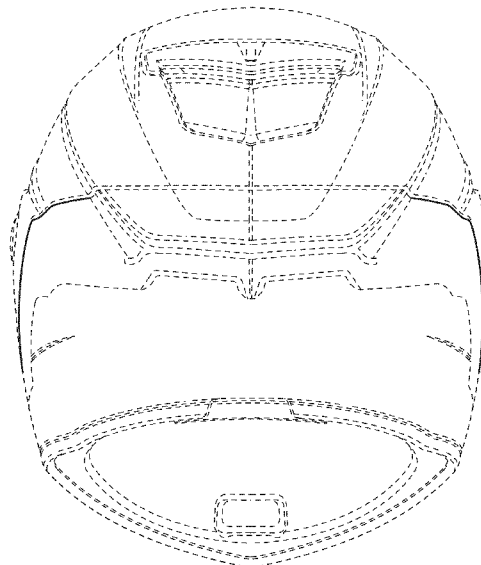
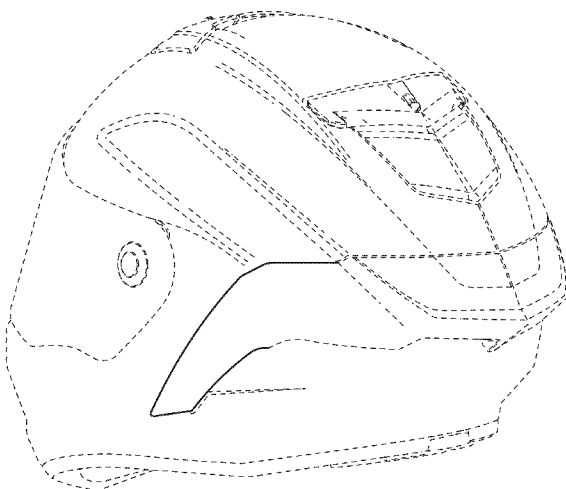
(57) **CLAIM**

I claim the ornamental design for a helmet, as shown and described.

**DESCRIPTION**

FIG. 1 is a perspective view of a helmet;  
FIG. 2 is a front view thereof;  
FIG. 3 is a back view thereof;  
FIG. 4 is a left side view thereof;  
FIG. 5 is a right side view thereof;  
FIG. 6 is a top view thereof; and,  
FIG. 7 is a bottom view thereof.  
The broken lines are included for the purpose of illustrating environmental features and form no part of the claimed design.

**1 Claim, 7 Drawing Sheets**



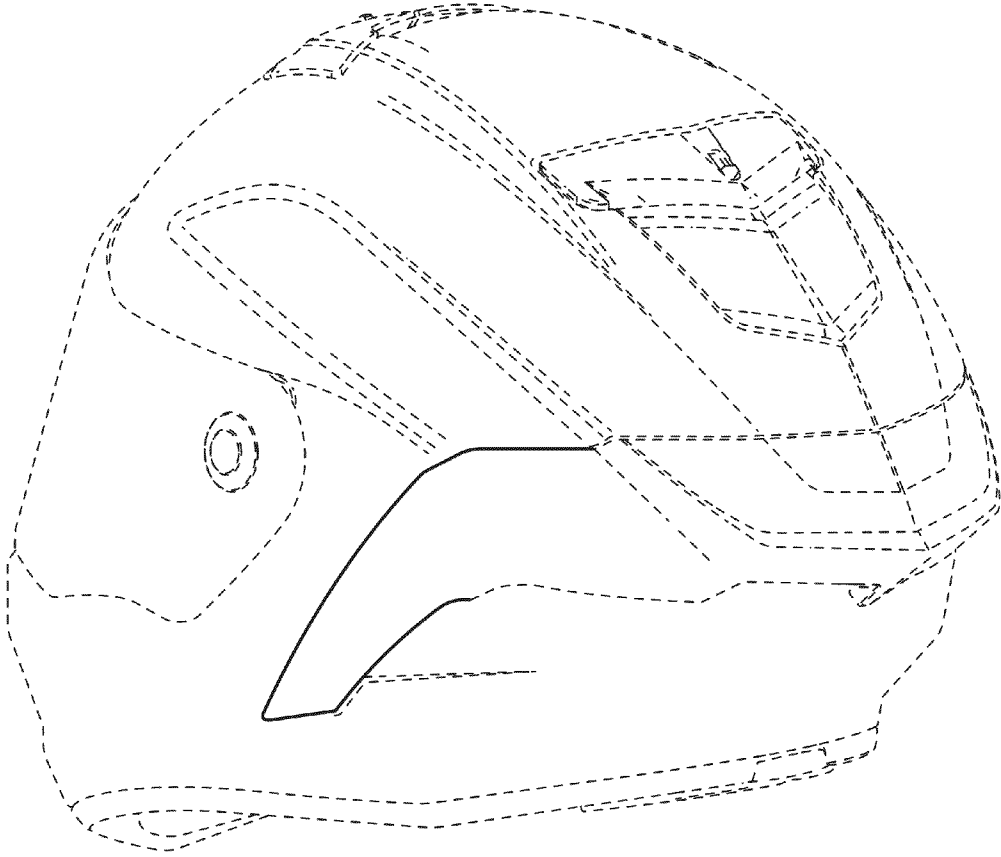


FIG. 1

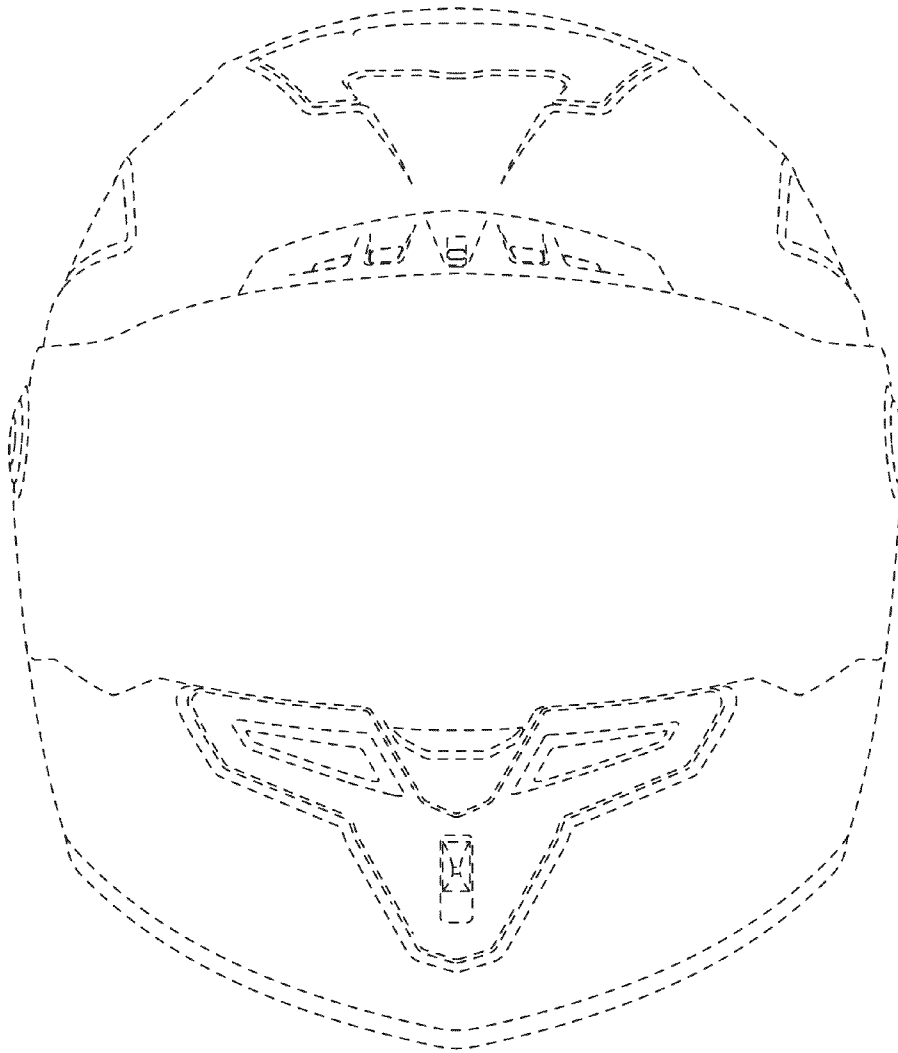


FIG. 2

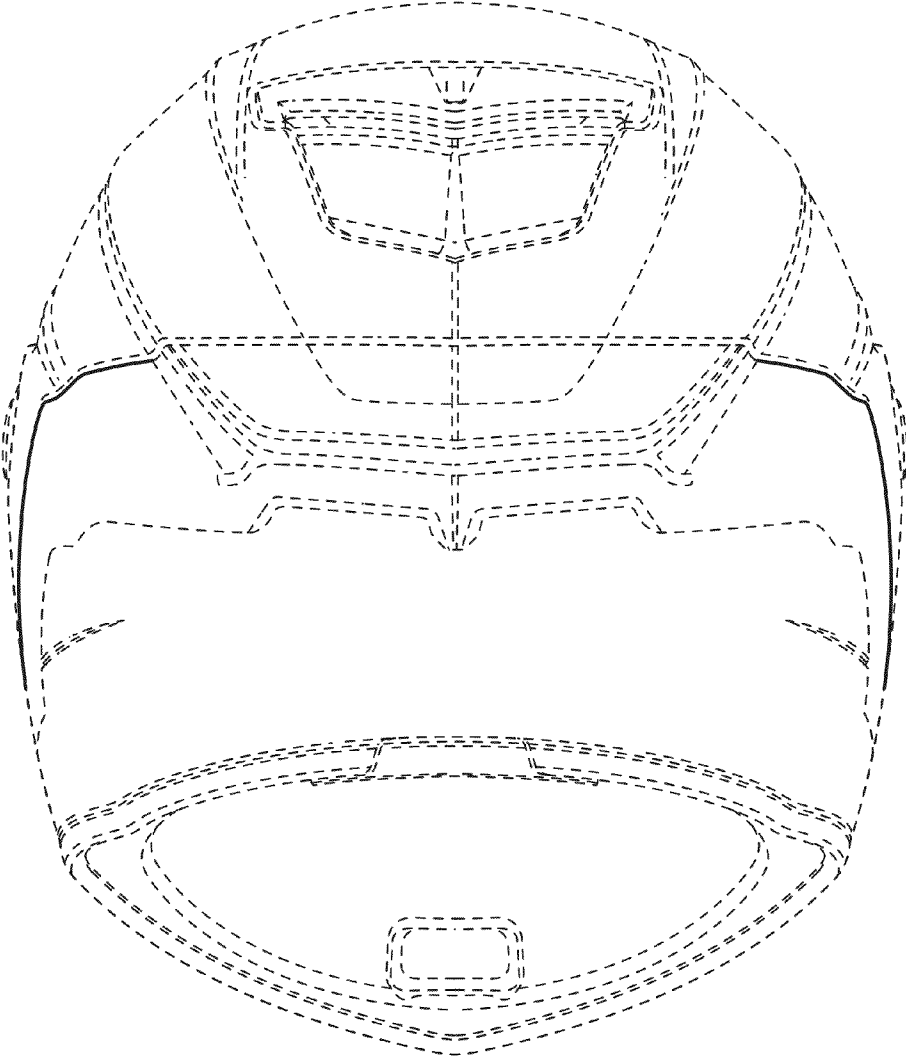


FIG. 3

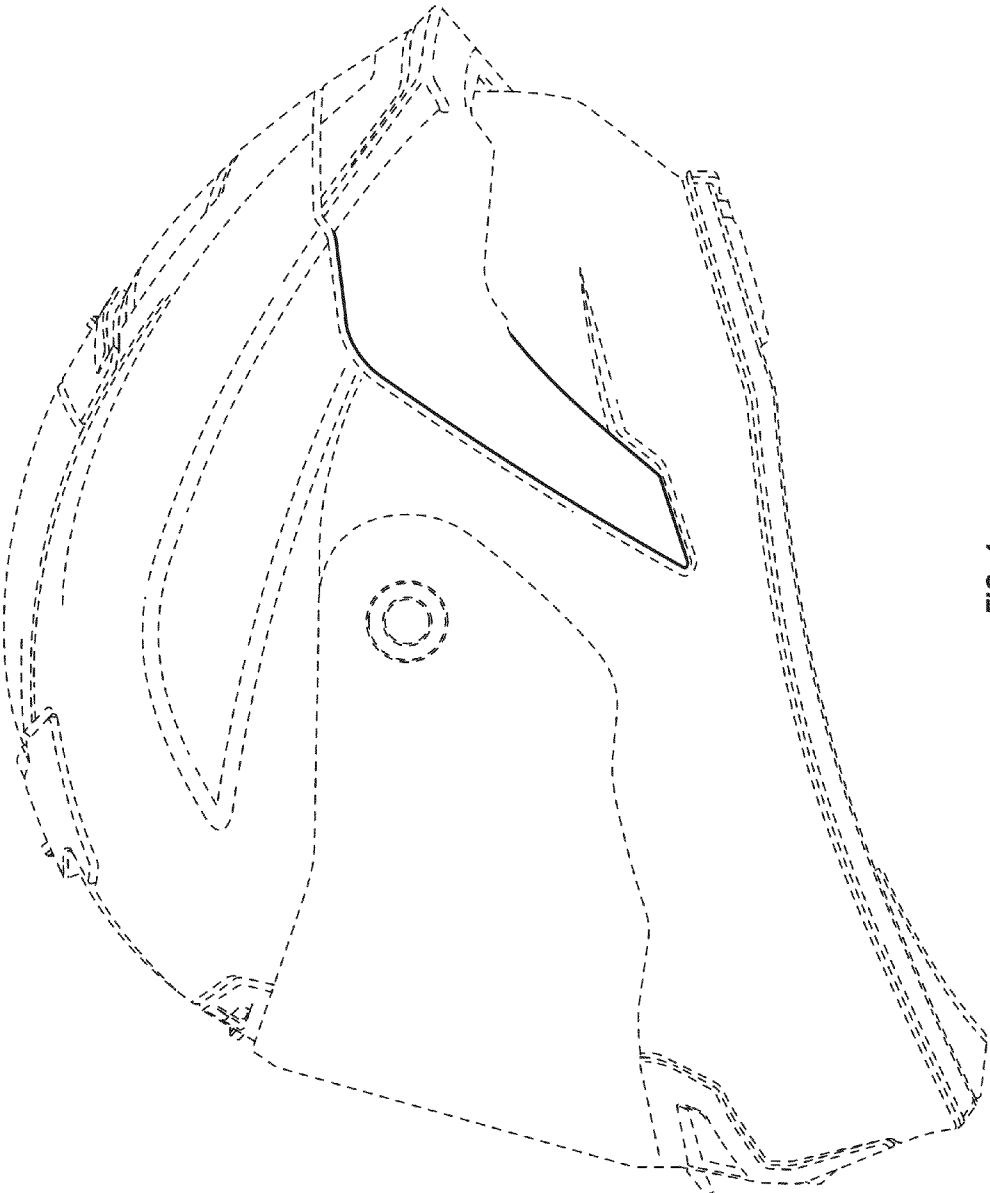


FIG. 4

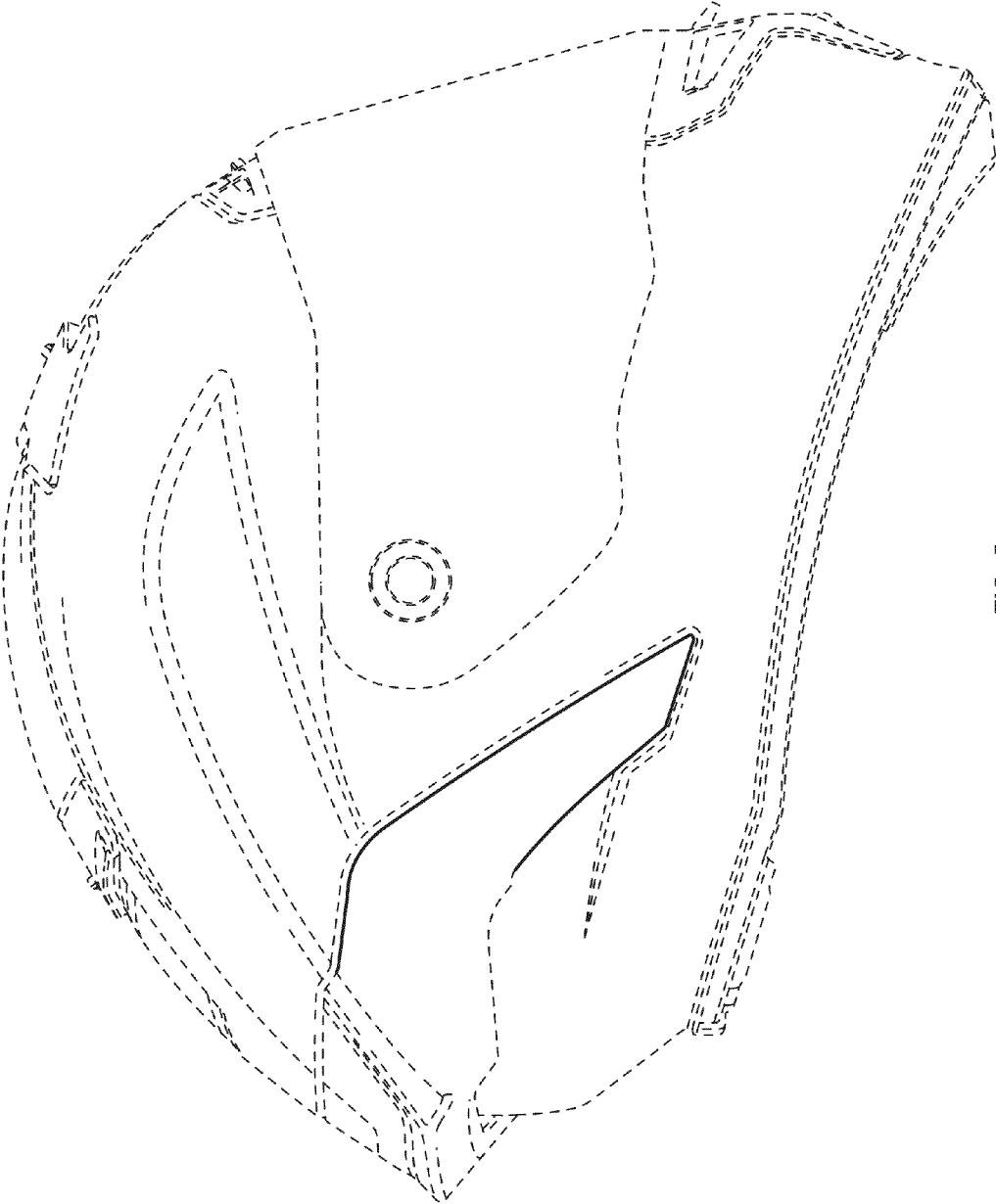


FIG. 5

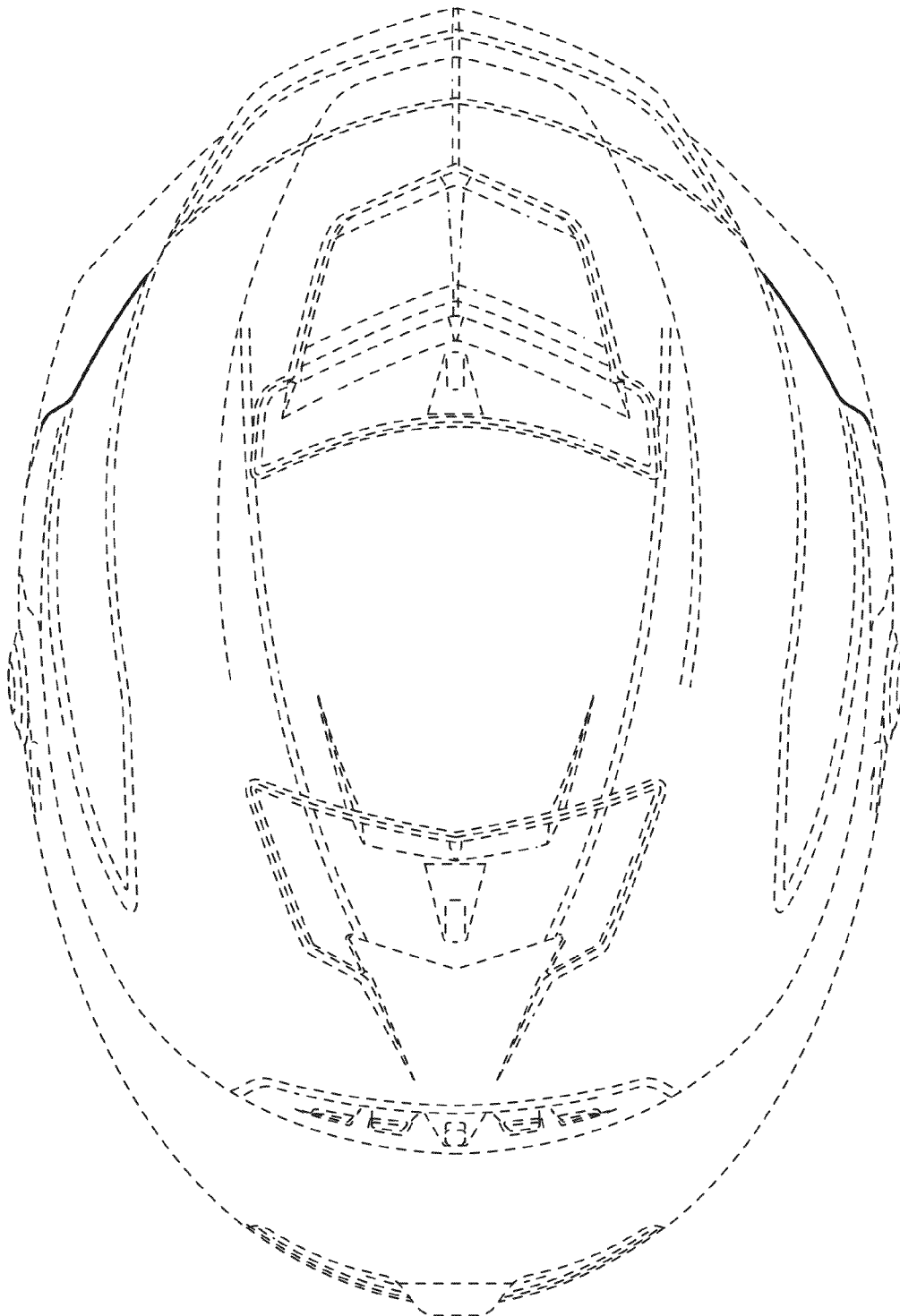


FIG. 6

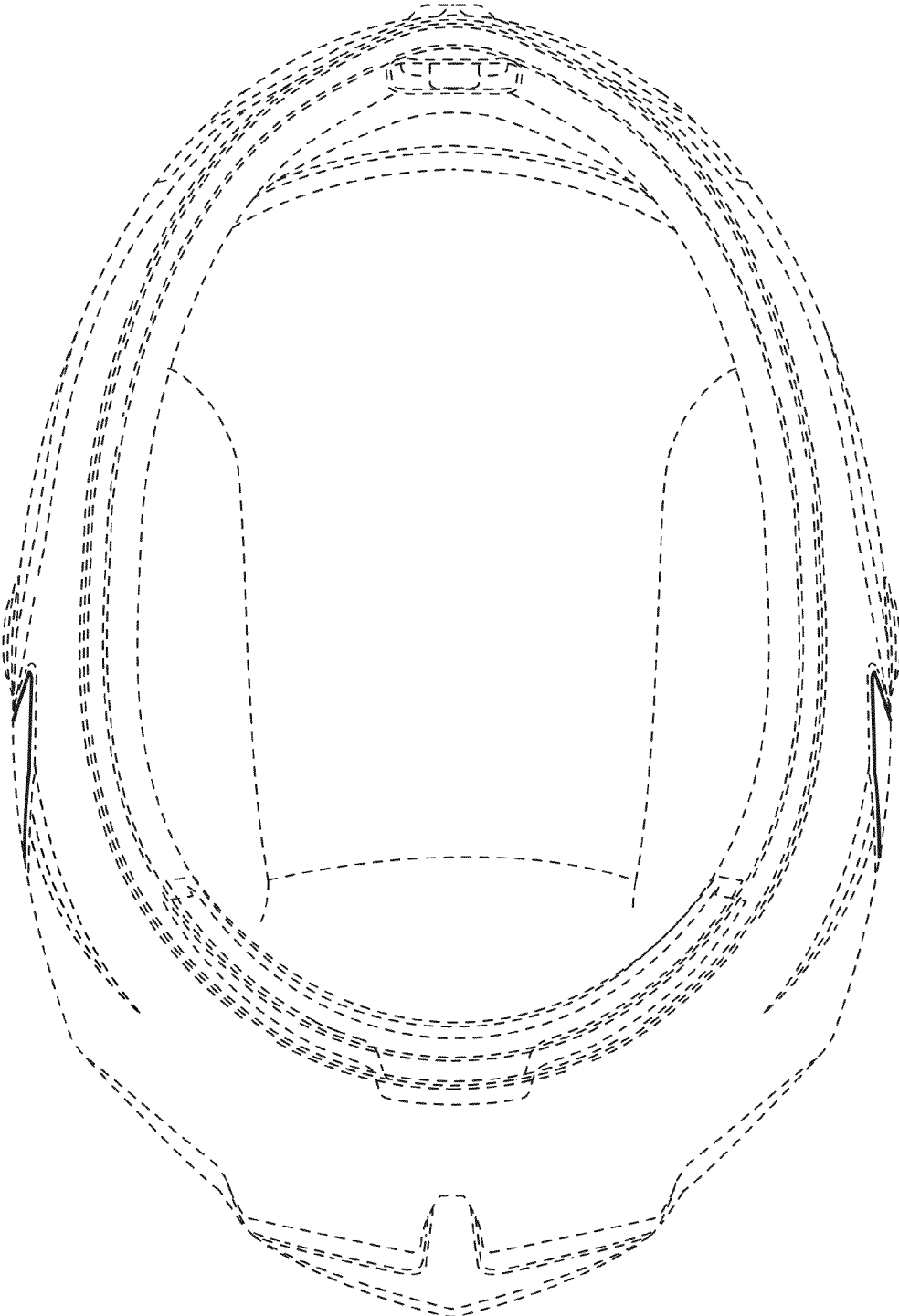


FIG. 7