



US00D941457S

(12) **United States Design Patent** (10) **Patent No.:** **US D941,457 S**
Adams et al. (45) **Date of Patent:** **** Jan. 18, 2022**

(54) **DIETARY SUPPLEMENT**
(71) Applicant: **Nutramax Laboratories, Inc.,**
Lancaster, SC (US)
(72) Inventors: **Brian Adams**, Lancaster, SC (US);
David Griffin, Forest Hill, MD (US);
Hubert Ratkowski, Simpsonville, SC
(US)

3,113,076 A 12/1963 Jacobs
D201,497 S * 6/1965 Ninger D24/103
D216,307 S * 12/1969 Ninger D24/103
D220,956 S * 6/1971 Roberts D24/103
D224,591 S * 8/1972 Roberts D24/103
D231,417 S * 4/1974 Malola D1/121
RE29,077 E * 12/1976 Geller A61J 3/10
424/467

(Continued)

(73) Assignee: **Nutramax Laboratories, Inc.,**
Lancaster, SC (US)

FOREIGN PATENT DOCUMENTS

CA 3123 12/1910
CA 58277 3/1987

(Continued)

(**) Term: **15 Years**

(21) Appl. No.: **29/730,685**

(22) Filed: **Apr. 7, 2020**

(51) **LOC (13) Cl.** **28-01**

(52) **U.S. Cl.**
USPC **24/103; D1/127**

(58) **Field of Classification Search**

USPC D1/100-130, 199; 426/94, 104, 138,
426/143, 144, 274, 283, 303, 391, 512,
426/514, 518, 549; D6/597, 601;
D7/675, 560, 566, 568, 672; D9/451,
D9/643, 707, 710, 715; D28/8.1, 8.2;
D21/385, 386, 707; D24/101-104
CPC . A21C 11/12; A22C 13/0013; A21D 13/0016;
A21D 13/0022; A21D 13/0025; A21D
13/0029; A21D 13/0074; A23G 3/343;
A23G 3/36; A23G 3/28; A23G 3/54;
A23G 4/20; A23G 9/48; A61K 9/2072;
A61K 9/2095; A23L 1/005; A23L 1/0052;
A23L 1/0067; A23L 1/16; A23L 1/1641;
A23L 1/217; A23V 2002/00

See application file for complete search history.

(56) **References Cited**

U.S. PATENT DOCUMENTS

2,052,376 A * 8/1936 Zellers A61J 3/10
424/467
2,386,416 A * 10/1945 Wilhelm B65D 75/28
206/539

English Translation of WO2001026632A1 dated Apr. 19, 2001.

(Continued)

Primary Examiner — Katie Jane Stofko

(74) *Attorney, Agent, or Firm* — Dickinson Wright PLLC;
Andrew D. Dorisio

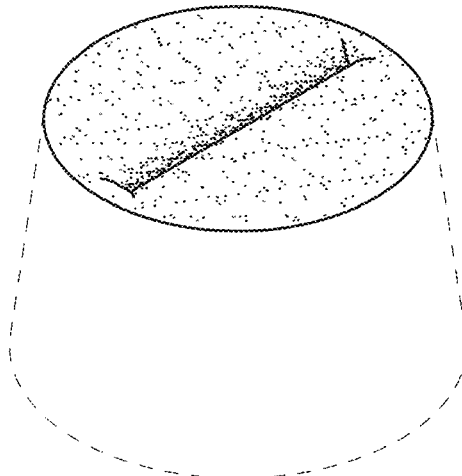
(57) **CLAIM**

The ornamental design for a dietary supplement, as shown
and described.

DESCRIPTION

FIG. 1 is a top perspective view of a dietary supplement
according to our new design;
FIG. 2 is a bottom perspective view thereof;
FIG. 3 is a side view thereof;
FIG. 4 is a top view thereof; and,
FIG. 5 is a bottom view thereof.
The broken line depictions form no part of the claimed
design.

1 Claim, 1 Drawing Sheet



(56)

References Cited

U.S. PATENT DOCUMENTS

4,139,589 A 2/1979 Beringer et al.
 D280,556 S * 9/1985 Mittleberg D24/102
 D298,061 S * 10/1988 Flury D24/103
 D299,275 S * 1/1989 Ott D24/103
 4,803,076 A 2/1989 Ranade
 D309,035 S * 7/1990 Ni D24/103
 5,516,530 A 5/1996 Lo et al.
 5,520,929 A * 5/1996 Makino A61K 9/2072
 424/467
 5,562,920 A * 10/1996 Demmer A61J 3/10
 424/464
 D383,535 S * 9/1997 Bryan, Jr. D24/103
 5,728,400 A 3/1998 Battist et al.
 D403,136 S * 12/1998 Robles D1/106
 D408,910 S * 4/1999 Lundbom D24/101
 D429,866 S * 8/2000 Zhang D1/121
 6,342,248 B1 1/2002 Miyabe et al.
 6,692,765 B1 * 2/2004 Spengler A61J 3/10
 424/467
 D626,214 S * 10/2010 Spengler D24/103
 D636,483 S 4/2011 Kempton et al.
 D641,863 S * 7/2011 Spengler D24/103
 D641,864 S * 7/2011 Spengler D24/103
 D669,573 S 10/2012 Inoue
 D672,029 S * 12/2012 Inoue D24/103

D672,030 S * 12/2012 Inoue D24/103
 D730,740 S * 6/2015 Seymour D9/624
 9,179,695 B2 11/2015 Kumiega et al.
 9,532,946 B2 1/2017 Kluger et al.
 D801,517 S 10/2017 Kassouni
 2006/0141009 A1 6/2006 Huron et al.
 2006/0193909 A1 8/2006 Stawski et al.
 2007/0160670 A1 7/2007 Judy et al.
 2008/0213362 A1 * 9/2008 Solomon A61K 9/2072
 424/467

FOREIGN PATENT DOCUMENTS

CN 105055349 A 11/2015
 JP D1420224 S 7/2011
 WO 2001026632 A1 4/2001
 WO 2019034763 A1 2/2019

OTHER PUBLICATIONS

English Translation of CN105055349A dated Nov. 18, 2015.
 English Translation of JPD14202245 dated Jul. 8, 2011.
 English Translation of CN303389843 dated Sep. 23, 2015.
 English Translation of FR121886-001 dated Jan. 25, 1977.
 English Translation of FI16369-001 dated Oct. 29, 1993.
 English Translation of RU00080053 dated Oct. 16, 2011.

* cited by examiner

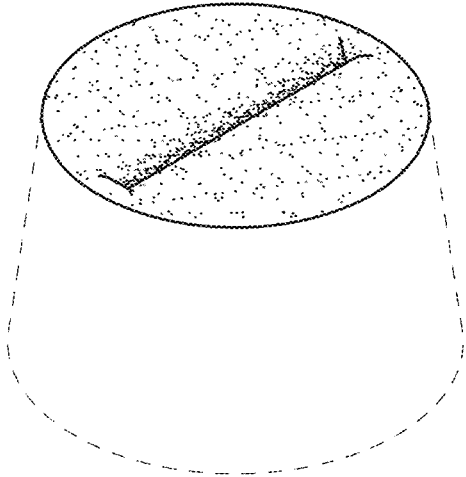


FIG. 1

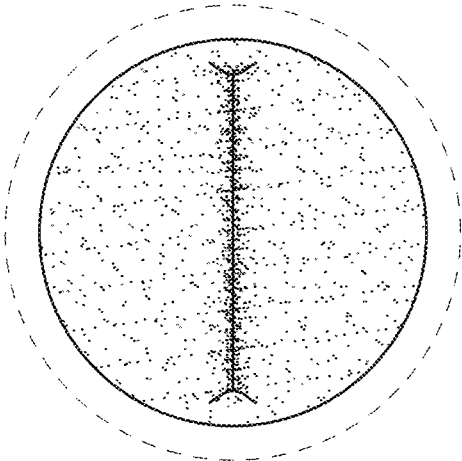


FIG. 4

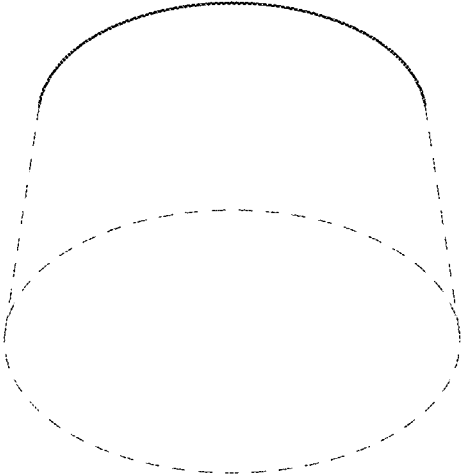


FIG. 2




FIG. 3




FIG. 5