

United States Patent [19]

Timmington

[11] Patent Number: **Des. 283,612**

[45] Date of Patent: **** Apr. 29, 1986**

[54] **ANODE FOR CATHODIC PROTECTION OF CHAIN LINKS**

[76] Inventor: **David A. Timmington**, Shatterford Grange, Shatterford, Arley, Worcester, England

[**] Term: **14 Years**

[21] Appl. No.: **476,794**

[22] Filed: **Mar. 18, 1983**

[30] **Foreign Application Priority Data**

Mar. 2, 1983 [GB] United Kingdom 1011753

[52] U.S. Cl. **D13/99**

[58] Field of Search D13/99; 204/147, 197, 204/280, 281

[56] **References Cited**

U.S. PATENT DOCUMENTS

3,421,990 1/1969 Penix 204/197

3,635,813	1/1972	Drisko et al.	204/197
3,870,615	3/1975	Wilson et al.	204/197
4,216,070	8/1980	Debopt	204/197
4,409,081	10/1983	Terrase	204/197
4,510,032	4/1985	Timmington	204/197

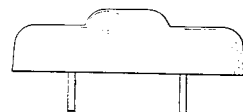
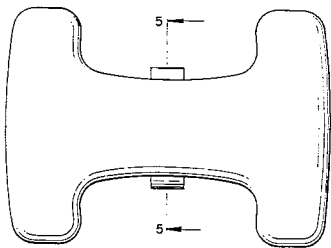
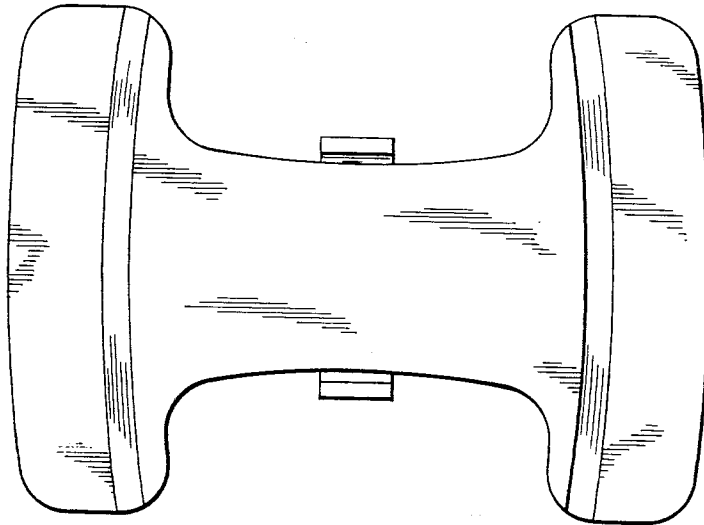
Primary Examiner—B. J. Bullock
Assistant Examiner—Suzanne N. Gitlin
Attorney, Agent, or Firm—C. O. Marshall, Jr.

[57] CLAIM

The ornamental design for an anode for cathodic protection of chain links, as shown and described.

DESCRIPTION

FIG. 1 is a top plan view of an anode for cathodic protection of chain links showing my new design; FIG. 2 is a side elevational view thereof; FIG. 3 is an end elevational view thereof; FIG. 4 is a bottom plan view thereof; FIG. 5 is a sectional view taken in the direction of the arrows along line 5—5 in FIG. 1.



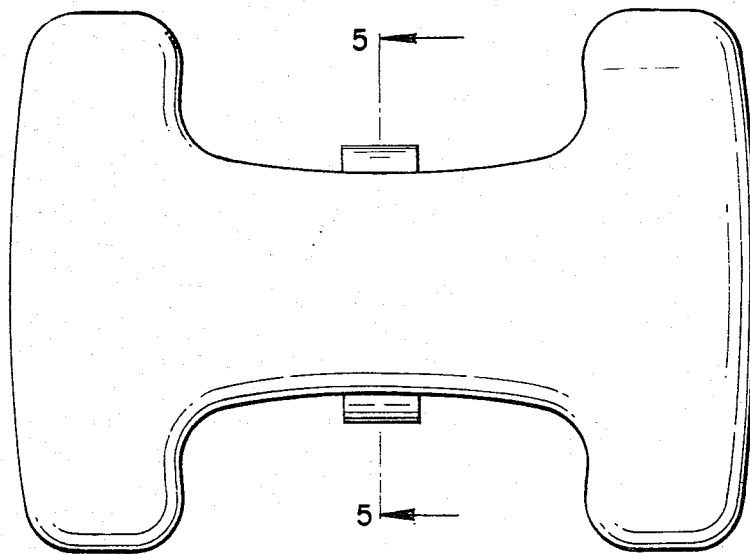


Fig. 1

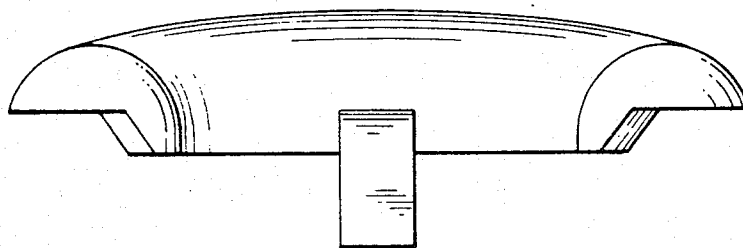


Fig. 2




Fig. 3

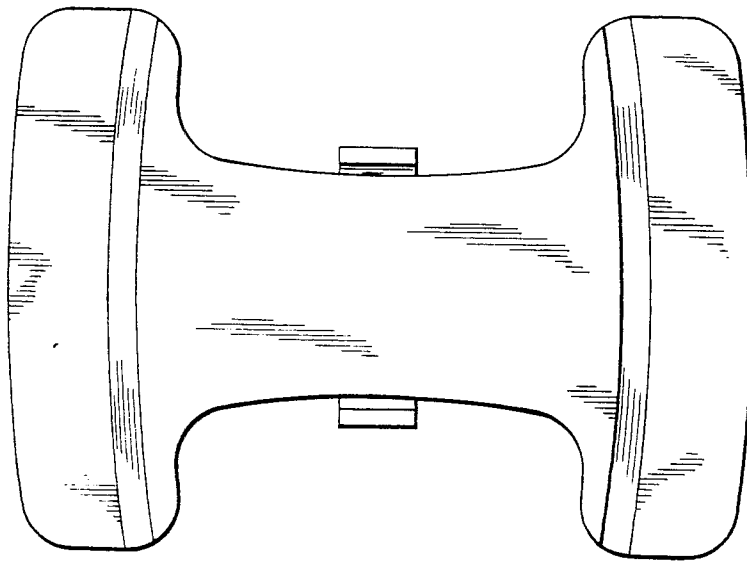


Fig. 4

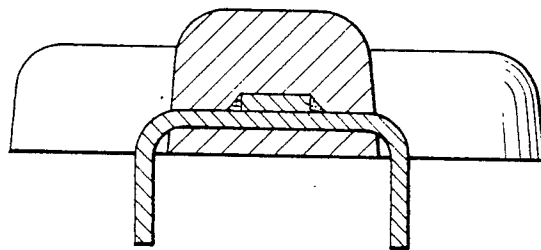


Fig. 5