



US00D686962S

(12) **United States Design Patent**
Hale, Jr.

(10) **Patent No.:** **US D686,962 S**

(45) **Date of Patent:** **** Jul. 30, 2013**

(54) **SPOKE SEGMENT OF A VEHICLE WHEEL**

(71) Applicant: **Mobile Hi-Tech Wheels**, Rancho Dominguez, CA (US)

(72) Inventor: **Arthur D. Hale, Jr.**, Long Beach, CA (US)

(73) Assignee: **Mobile Hi-Tech Wheels**, Rancho Dominquez, CA (US)

(**) Term: **14 Years**

(21) Appl. No.: **29/435,825**

(22) Filed: **Oct. 29, 2012**

(51) **LOC (9) Cl.** **12-16**

(52) **U.S. Cl.**

USPC **D12/211; D12/213**

(58) **Field of Classification Search**

USPC **D12/204-213; 301/37.101, 64.101, 301/65, 64.201**

See application file for complete search history.

(56) **References Cited**

U.S. PATENT DOCUMENTS

D431,514 S * 10/2000 Cullen D12/209
D463,769 S * 10/2002 Chung D12/211

D594,397 S * 6/2009 Laengerer D12/211
D620,873 S * 8/2010 Groom D12/211
D626,053 S * 10/2010 Groom D12/211
D649,101 S * 11/2011 Hale, Jr. D12/209
D660,768 S * 5/2012 De Bono D12/211

* cited by examiner

Primary Examiner — Stacia Cadmus

(74) *Attorney, Agent, or Firm* — Christie, Parker & Hale, LLP

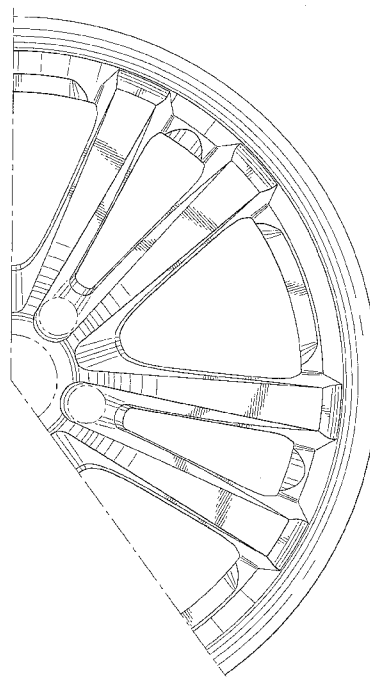
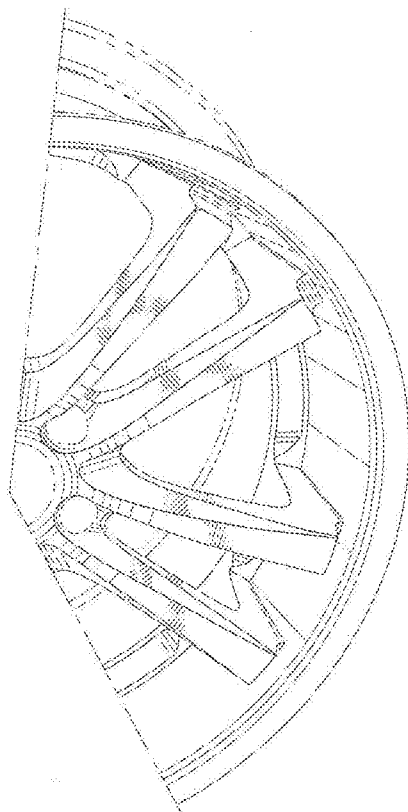
(57) **CLAIM**

The ornamental design for spoke segment of a vehicle wheel, as shown and described.

DESCRIPTION

FIG. 1 is a perspective view of a spoke segment of a vehicle wheel according to my new design; and, FIG. 2 is a front elevational view thereof. The broken line showing the side of the wheel and the bolt holes and center cap in the central hub is included for purpose of illustrating environment and forms no part of the claimed design. The dash dot line on either side of the spoke segment is for the purpose of illustrating the boundary of the claimed design and forms no part thereof.

1 Claim, 2 Drawing Sheets



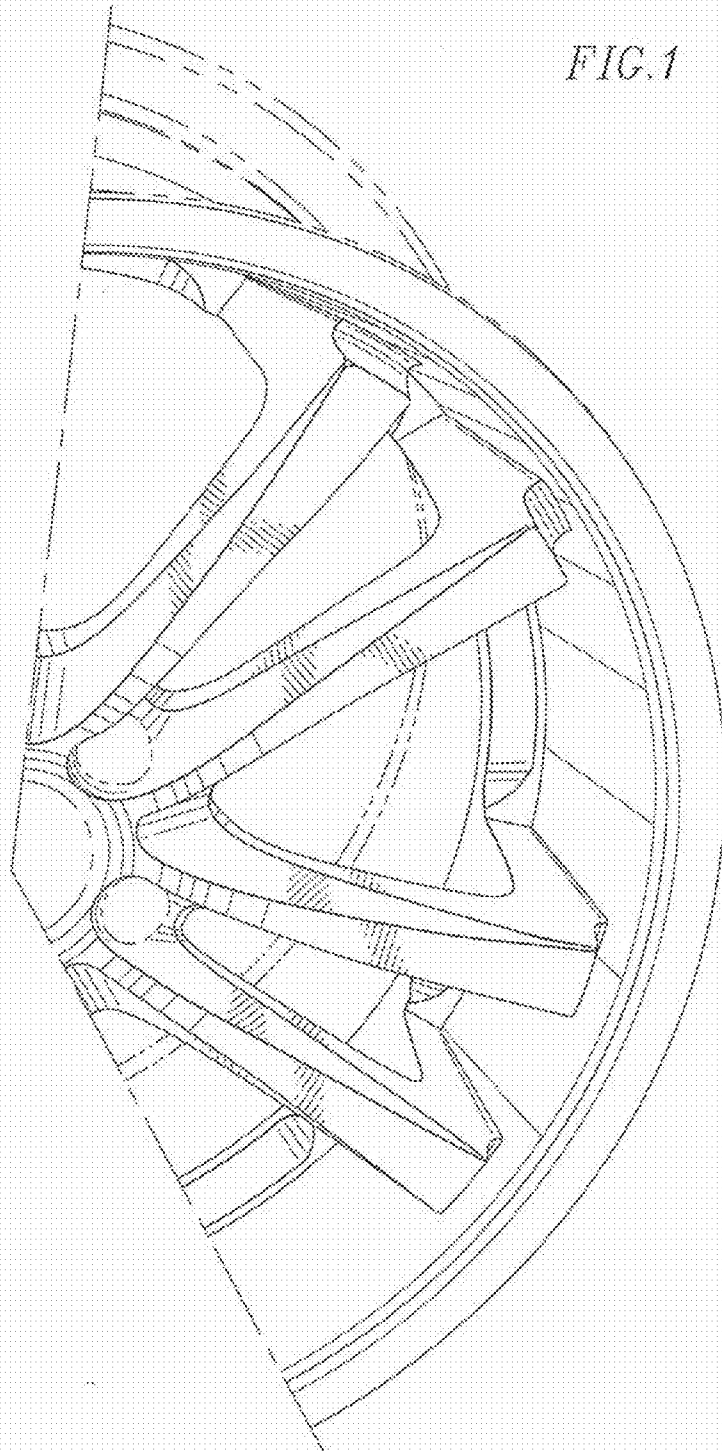


FIG. 2

