



US00D599130S

(12) **United States Design Patent**
Clark et al.

(10) **Patent No.:** **US D599,130 S**
(45) **Date of Patent:** **** Sep. 1, 2009**

(54) **DISPLAY APPARATUS FOR PRODUCTS OR PRODUCT IMAGES**

(75) Inventors: **Jeremy A. Clark**, Minneapolis, MN (US); **Michael A. Whittier**, Minneapolis, MN (US); **David Cheney**, St. Paul, MN (US); **Thomas A. Leeds**, Oaklawn, IL (US)

(73) Assignee: **Target Brands, Inc.**, Minneapolis, MN (US)

(**) Term: **14 Years**

(21) Appl. No.: **29/335,583**

(22) Filed: **Apr. 17, 2009**

(51) **LOC (9) Cl.** **06-04**

(52) **U.S. Cl.** **D6/396**

(58) **Field of Classification Search** D6/396-397, D6/402, 436, 470, 472, 476; 211/13.1, 85.1, 211/85.3, 85.4, 85.17, 45, 50; 312/114, 118, 312/119

See application file for complete search history.

(56) **References Cited**

U.S. PATENT DOCUMENTS

2,737,742 A	3/1956	Leigh	
2,762,148 A	9/1956	Alcaraz	
2,824,395 A	2/1958	Decker et al.	
3,113,392 A	12/1963	Downing	
3,205,600 A	9/1965	Snyder	
3,322,382 A	5/1967	Rohrbach	
3,525,382 A	8/1970	Dreyer	
D251,945 S *	5/1979	Offredi	D6/436
D258,629 S *	3/1981	Borzner et al.	D6/446
4,372,086 A	2/1983	Hanlon	
4,804,094 A *	2/1989	Eittreim	211/88.01
D337,219 S *	7/1993	Dokoupil et al.	D6/457
D361,011 S *	8/1995	Weisburn et al.	D6/629
5,553,724 A *	9/1996	Moher et al.	211/70.7
D396,581 S *	8/1998	Schubert	D6/478
5,979,364 A *	11/1999	Ricketts	119/496
6,038,797 A	3/2000	Smith	
6,056,377 A *	5/2000	Jeter	312/183

6,162,254 A	12/2000	Timoteo	
D435,982 S *	1/2001	Gardner	D6/397
6,378,710 B1	4/2002	Grueneberg	
6,382,433 B1	5/2002	Podergois	
D461,975 S *	8/2002	Zellars et al.	D6/470
D477,158 S *	7/2003	Calcerano et al.	D6/478
D498,614 S *	11/2004	Kalaouze	D6/470
D521,274 S *	5/2006	Dusenberry	D6/470
D522,769 S *	6/2006	Davis	D6/397
7,252,200 B1	8/2007	Hester	
D554,896 S *	11/2007	Post	D6/446
D559,013 S	1/2008	McLaughlin et al.	
D560,073 S *	1/2008	Amezola Portuondo	D6/332
2007/0234621 A1	10/2007	McCorkle	

* cited by examiner

Primary Examiner—Elizabeth A Albert

Assistant Examiner—Kelley A Donnelly

(74) *Attorney, Agent, or Firm*—Fish & Richardson P.C.

(57) **CLAIM**

The ornamental design for a display apparatus for products or product images, substantially as shown and described.

DESCRIPTION

FIG. 1 is a front elevation view of a display apparatus for products or product images.

FIG. 2 is a front perspective view of the display apparatus of FIG. 1.

FIG. 3 is a left elevation view of the display apparatus of FIG. 1.

FIG. 4 is a right elevation view of the display apparatus of FIG. 1.

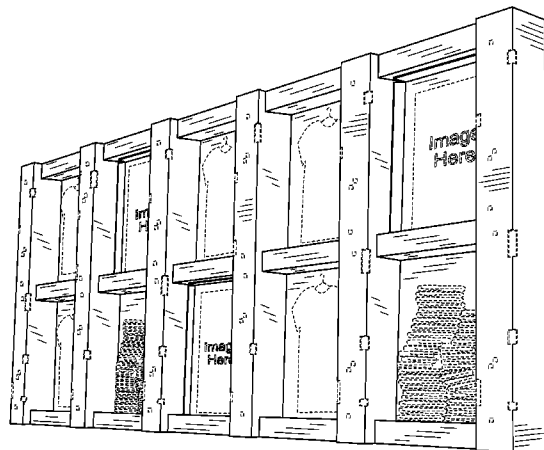
FIG. 5 is a top plan view of the display apparatus of FIG. 1.

FIG. 6 is a bottom plan view of the display apparatus of FIG. 1; and,

FIG. 7 is a perspective view of a portion of the display apparatus of FIG. 1.

The broken lines are for environmental purposes only and form no part of the claimed design.

1 Claim, 5 Drawing Sheets



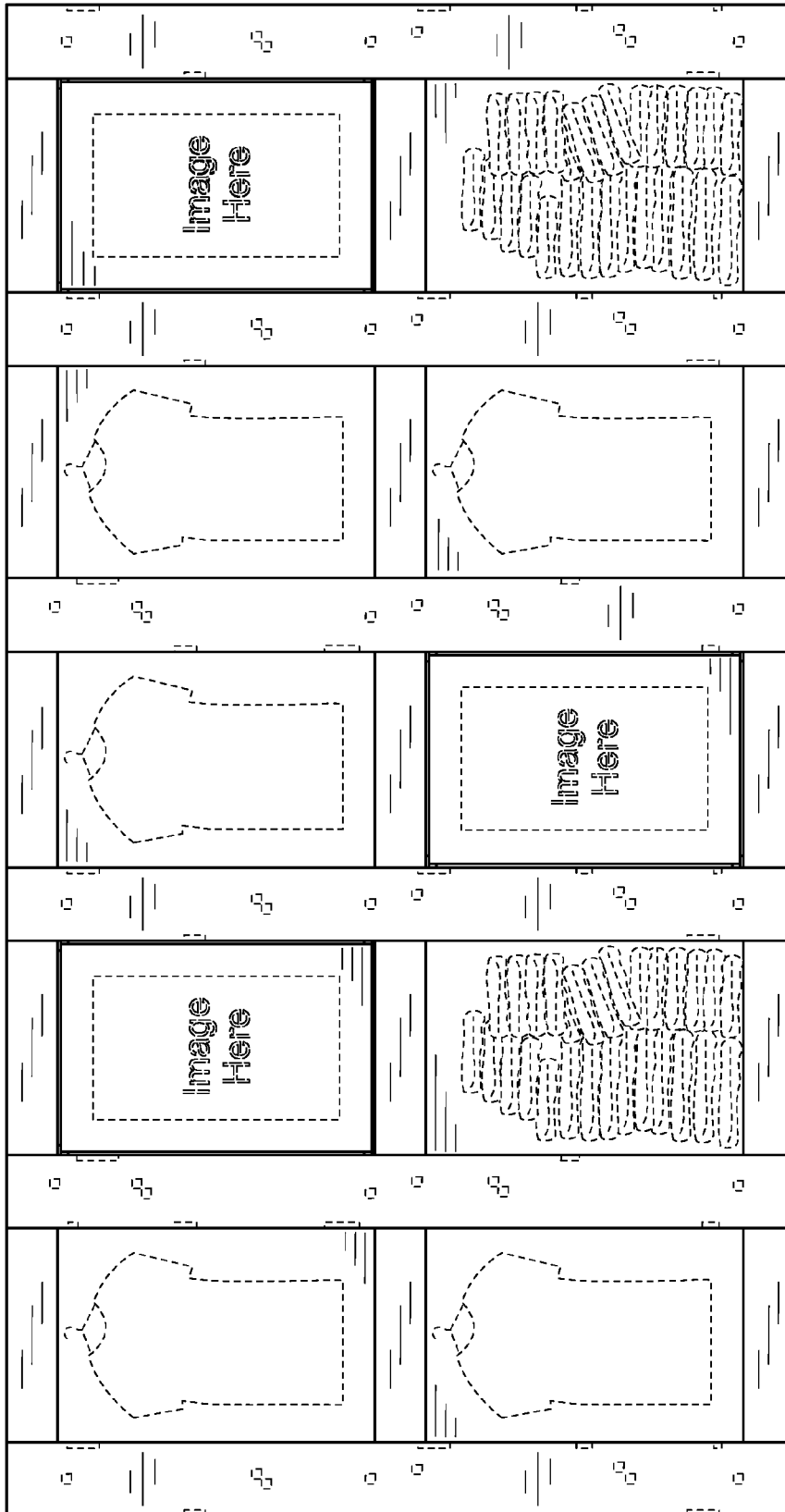


FIG. 1

FIG. 2

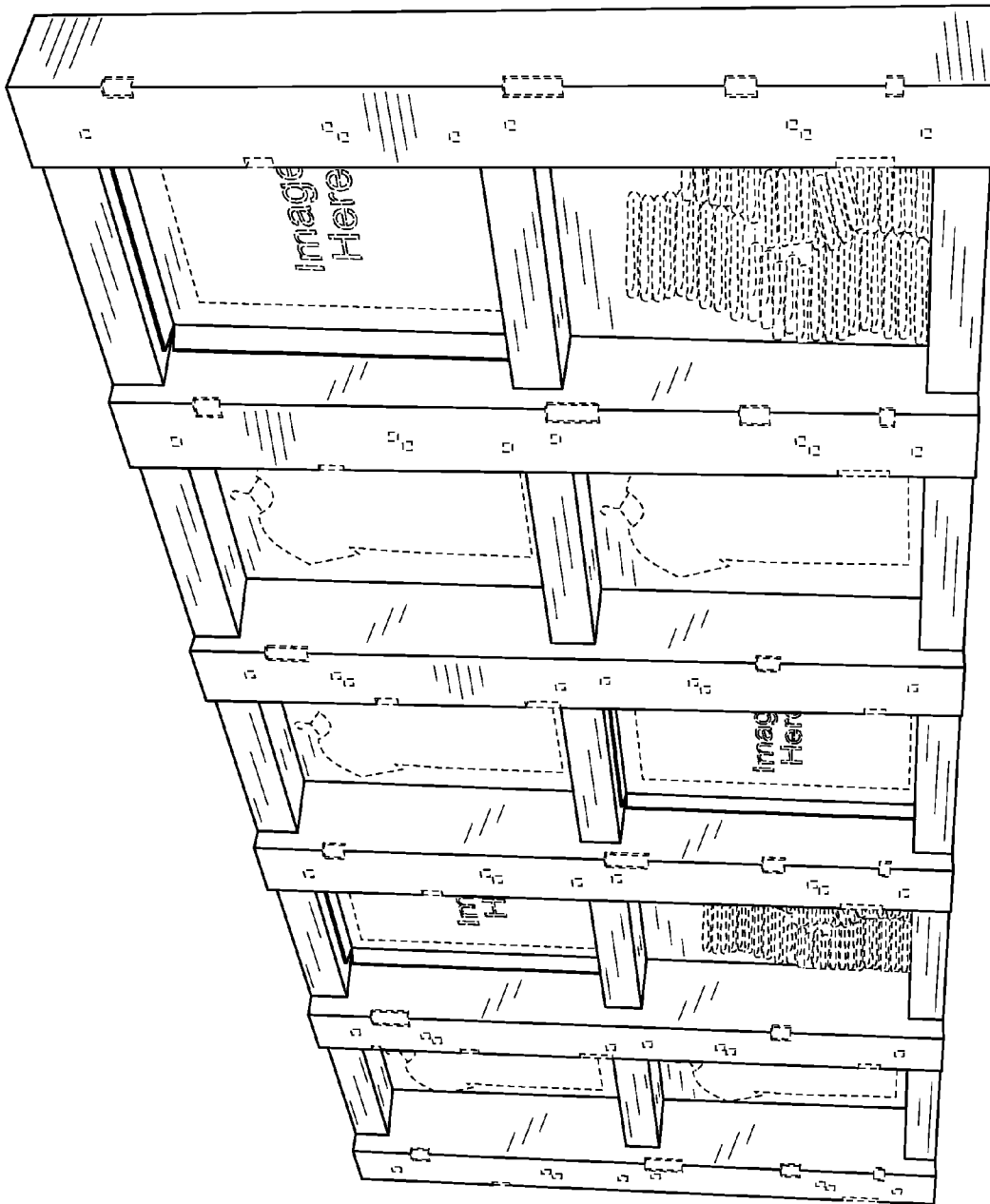




FIG. 3




FIG. 4

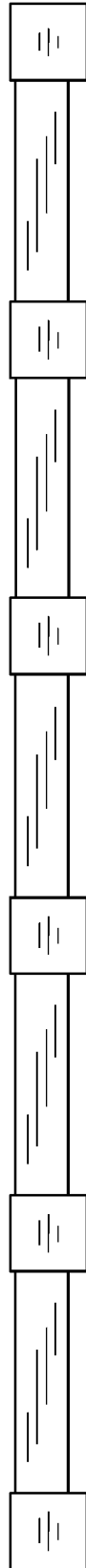


FIG. 5

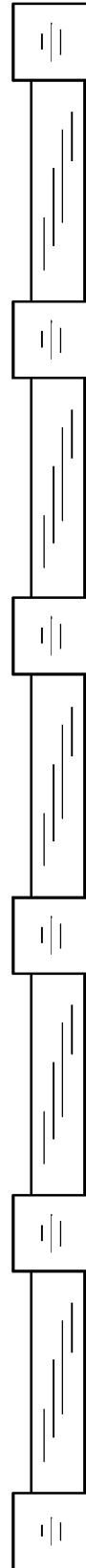


FIG. 6

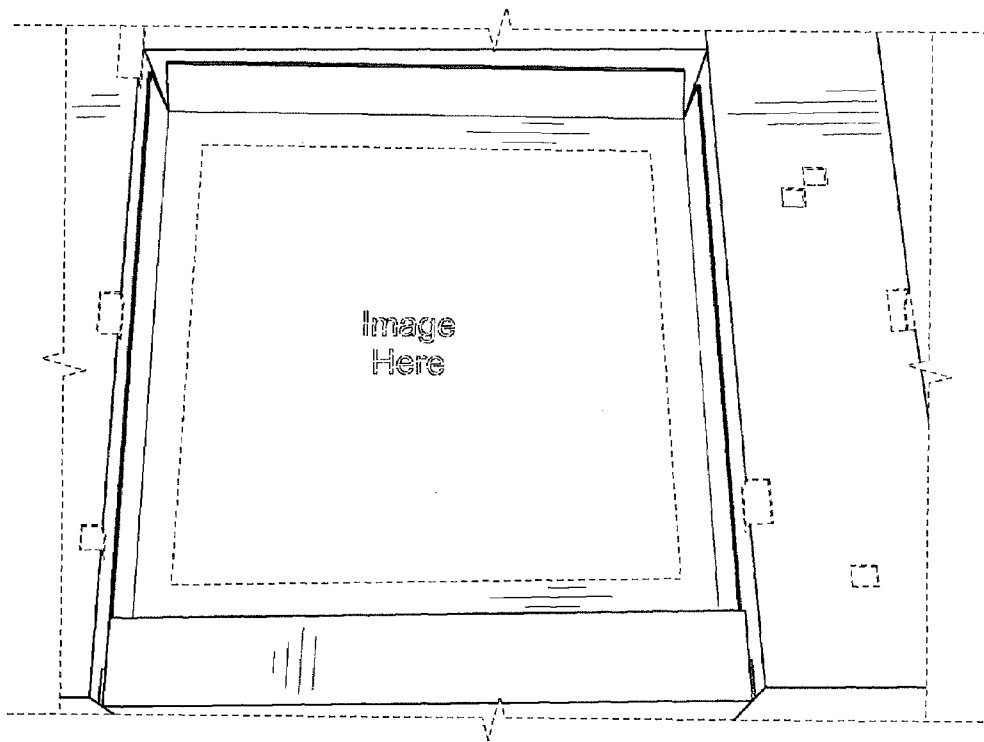


FIG. 7