



US00D761653S

(12) **United States Design Patent**
Greenfield

(10) **Patent No.:** **US D761,653 S**

(45) **Date of Patent:** **** Jul. 19, 2016**

(54) **BOTTLE CAP WITH RIBS AND RIB PROJECTIONS**

2015/0102005 A1* 4/2015 Greenfield B65D 41/0485
215/295

* cited by examiner

(71) Applicant: **Brian Greenfield**, Quebec (CA)

Primary Examiner — Robert M Spear

(72) Inventor: **Brian Greenfield**, Quebec (CA)

(74) *Attorney, Agent, or Firm* — Leason Ellis LLP.

(**) Term: **14 Years**

(57) **CLAIM**

(21) Appl. No.: **29/488,816**

The ornamental design for a bottle cap with ribs and rib projections, as shown and described.

(22) Filed: **Apr. 23, 2014**

DESCRIPTION

(51) **LOC (10) Cl.** **09-07**

(52) **U.S. Cl.**

USPC **D9/453**

(58) **Field of Classification Search**

USPC D9/434, 435, 438, 439, 440, 443, 445,
D9/447, 449, 451, 452, 453, 454, 629, 705,
D9/708, 709; D7/354, 567, 571; D24/197,
D24/224

CPC B65D 41/17

See application file for complete search history.

(56) **References Cited**

U.S. PATENT DOCUMENTS

2,190,606	A	*	2/1940	Pedder	B65D 79/02
						215/228
2,844,267	A	*	7/1958	Petriccione	B65D 77/283
						215/229
D220,613	S	*	5/1971	Beck	D9/453
D299,699	S	*	2/1989	Ask	D9/453
5,704,502	A	*	1/1998	Greenfield	B67B 7/18
						215/295
D613,161	S	*	4/2010	Greenfield	D9/443
D620,356	S	*	7/2010	Greenfield	D9/443
RE45,374	E	*	2/2015	Greenfield	D9/443

FIG. 1 is a perspective view of a first embodiment of the bottle cap.

FIG. 2 is a front view of the first embodiment of the bottle cap.

FIG. 3 is a back view of the first embodiment of the bottle cap.

FIG. 4 is a top plan view of the first embodiment of the bottle cap.

FIG. 5 is a bottom view of the first embodiment of the bottle cap.

FIG. 6 is a perspective view of a second embodiment of the bottle cap.

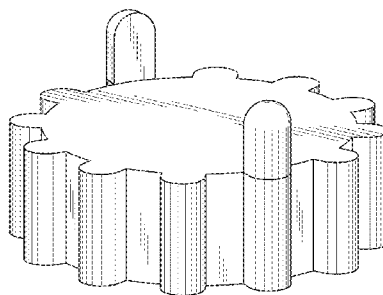
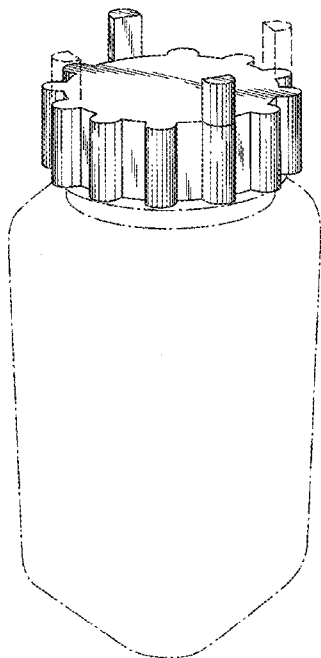
FIG. 7 is a front view of the second embodiment of the bottle cap.

FIG. 8 is a back view of the second embodiment of the bottle cap; and,

FIG. 9 is a top plan view of the second embodiment of the bottle cap, the bottom plan view having the appearance of FIG. 5.

The broken lines in FIG. 1 represent unclaimed environmental subject matter and form no part of the claim; the broken line in FIG. 6 depicts the claim boundary and forms no part of the claim.

1 Claim, 6 Drawing Sheets



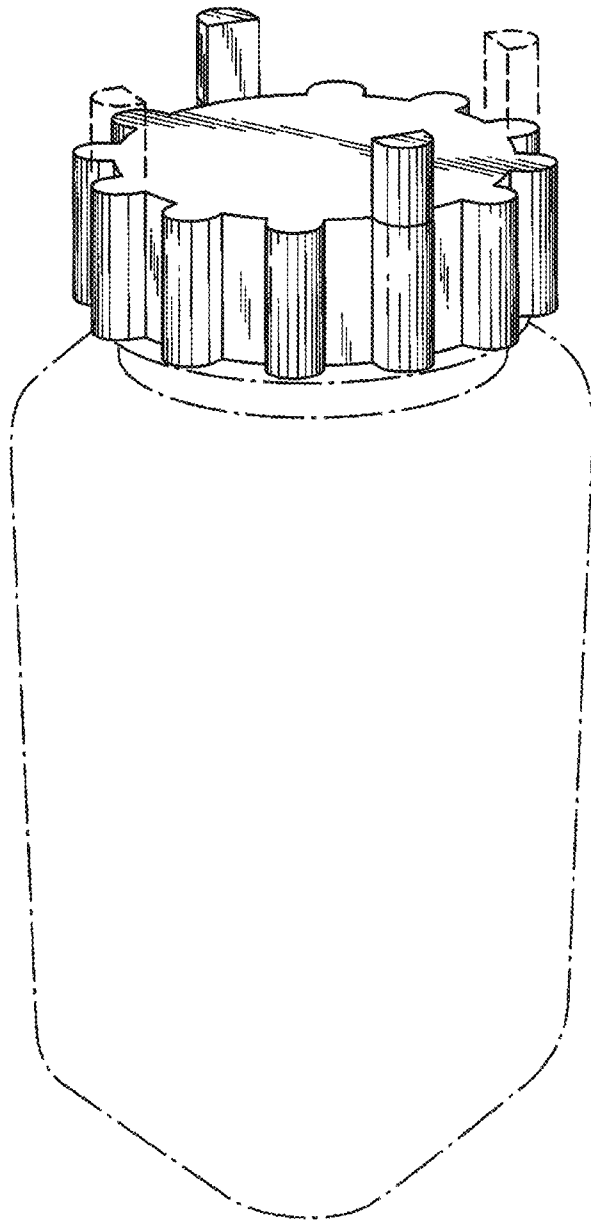


Fig. 1

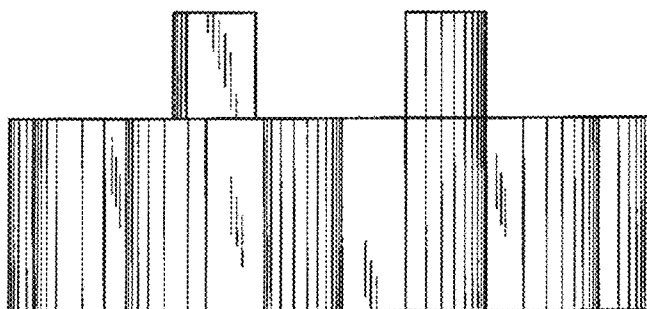


Fig. 2

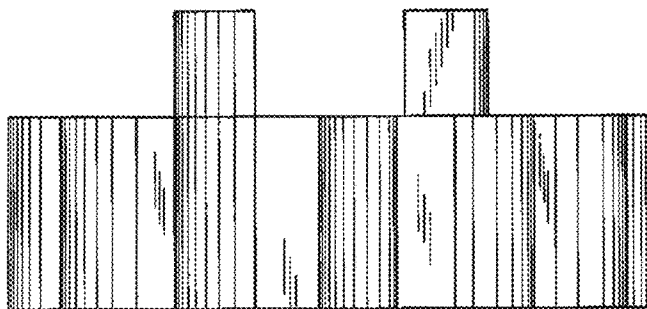


Fig. 3

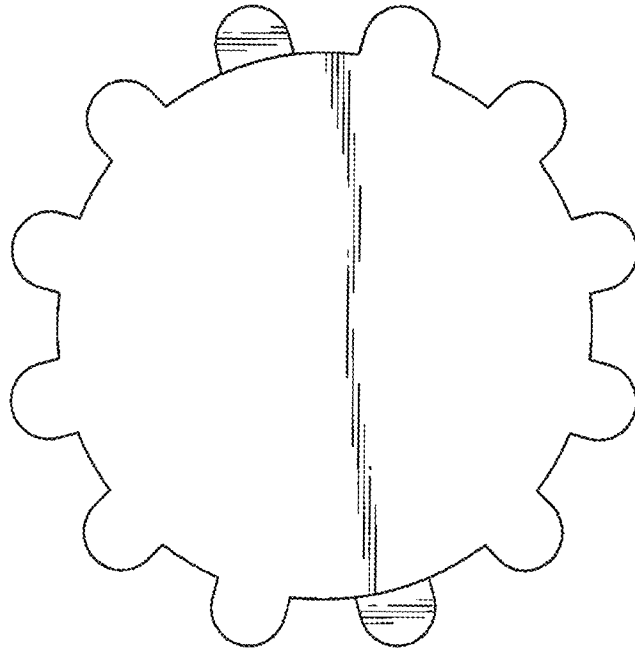


Fig. 4




Fig. 5

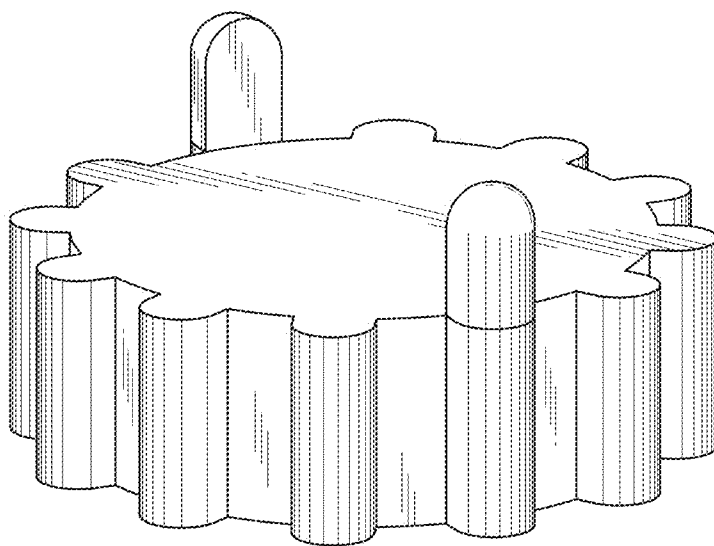


Fig. 6

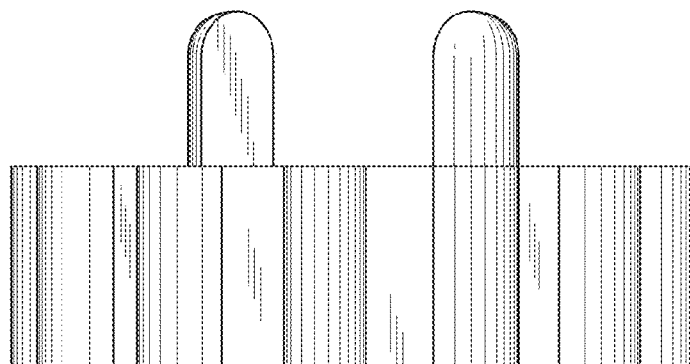


Fig. 7

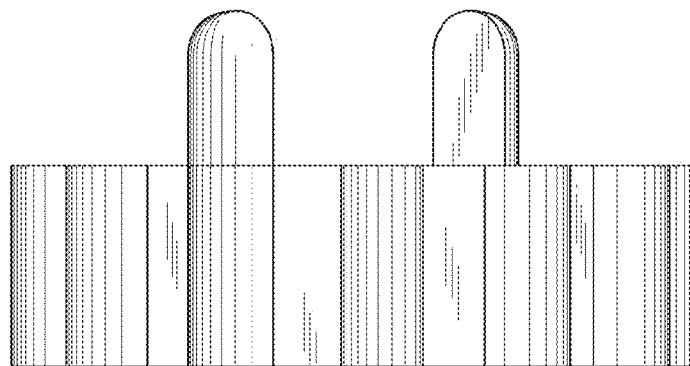


Fig. 8




Fig. 9