



US00D363371S

United States Patent [19]

[11] Patent Number: Des. 363,371

Werman

[45] Date of Patent: **Oct. 24, 1995

- [54] SHOE SOLE
- [76] Inventor: **Jonathan H. Werman**, 5111 NE. 30th Ave., Lighthouse Point, Fla. 33064
- [**] Term: **14 Years**
- [21] Appl. No.: **21,479**
- [22] Filed: **Apr. 19, 1994**
- [52] U.S. Cl. **D2/957; D2/947; D2/951; D2/960**
- [58] Field of Search D2/902, 907, 908, D2/947, 950, 951, 952, 953, 954, 955, 956, 957, 958, 959, 960; 36/83, 84, 89, 102, 103, 104, 105, 106, 107, 112, 113, 114, 115, 126, 127, 128, 129, 130, 3 B, 22 R, 24.5, 25 R, 30 R, 32 R

4,060,917 12/1977 Canale 36/32 R

FOREIGN PATENT DOCUMENTS

1502112 11/1967 France 36/32 R
 5056801 3/1993 Japan 36/30 R
 0255084 1/1949 Switzerland 36/32 R

Primary Examiner—Celia Murphy
Attorney, Agent, or Firm—John L. Welch

[57] CLAIM

The ornamental design for a shoe sole, as shown and described.

DESCRIPTION

FIG. 1 is a bottom plan view of a shoe sole showing my new design;
 FIG. 2 is a left side elevational view thereof;
 FIG. 3 is a right side elevational view thereof;
 FIG. 4 is a front elevational view;
 FIG. 5 is a rear elevational view thereof;
 FIG. 6 is a top plan view thereof; and,
 FIG. 7 is a cross-sectional view along the line 7—7 of FIG. 1.

The broken line shown in FIG. 1 is understood to be a continuation of the cross-sectional lines on the ends for indicating curvature, and forming no part of the claimed design.

1 Claim, 2 Drawing Sheets

[56] References Cited

U.S. PATENT DOCUMENTS

D. 52,217	7/1918	Haynes	D2/951
D. 240,472	7/1976	Sironi	D2/954
D. 266,287	9/1982	Blissett et al.	D2/957
D. 282,693	2/1986	Brayer et al.	D2/952
D. 294,423	3/1988	Zuidema et al.	D2/954
D. 325,805	5/1992	Herber	D2/959
D. 340,130	10/1993	Blissett	D2/959
D. 340,571	10/1993	Novy	D2/959
D. 347,516	7/1994	Foster	D2/960
D. 351,718	10/1994	Novy	D2/960

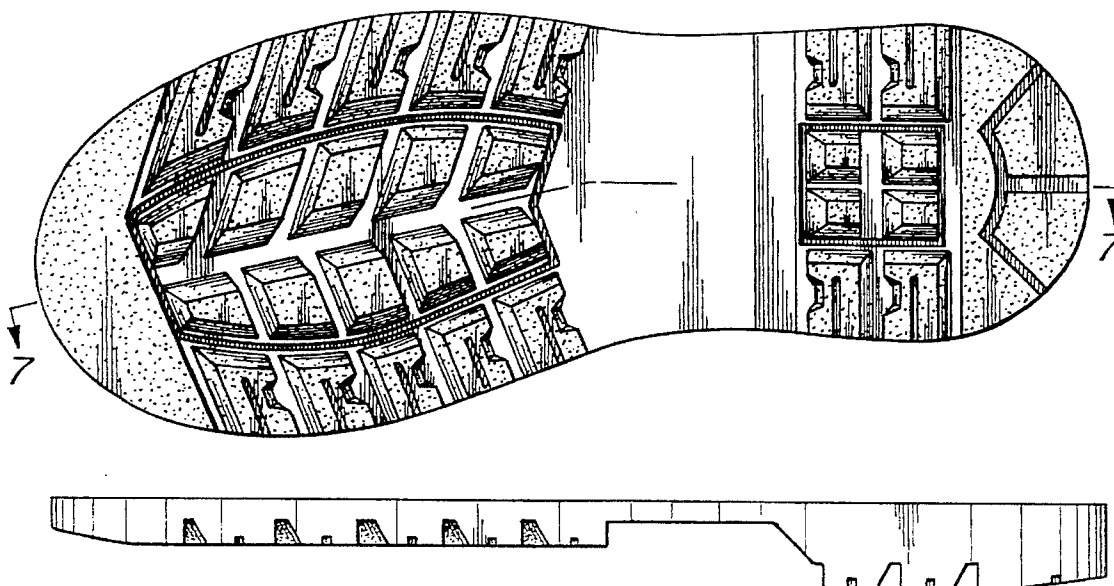


Fig. 1

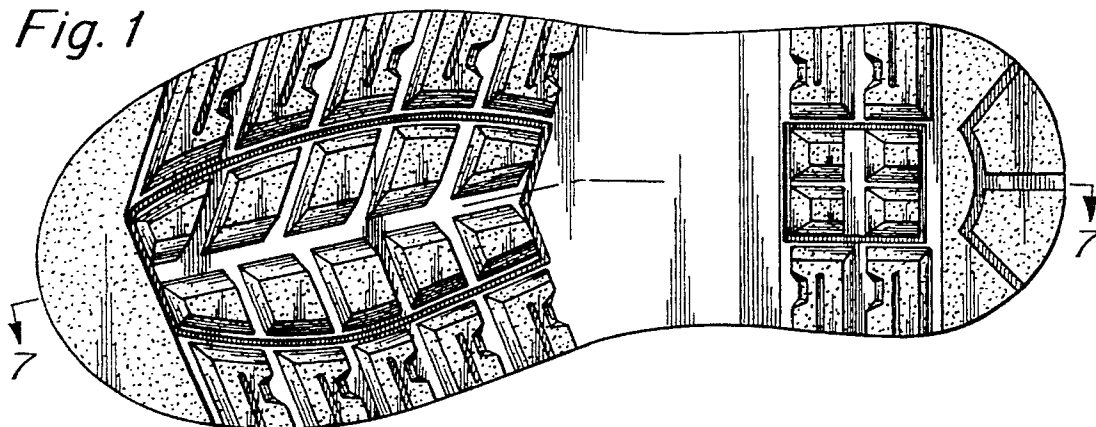


Fig. 2



Fig. 3

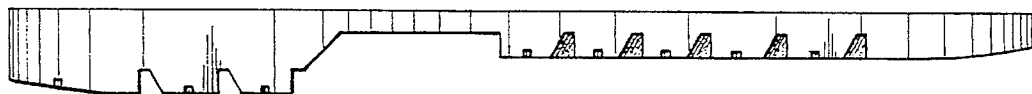


Fig. 4




Fig. 5

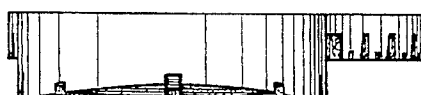
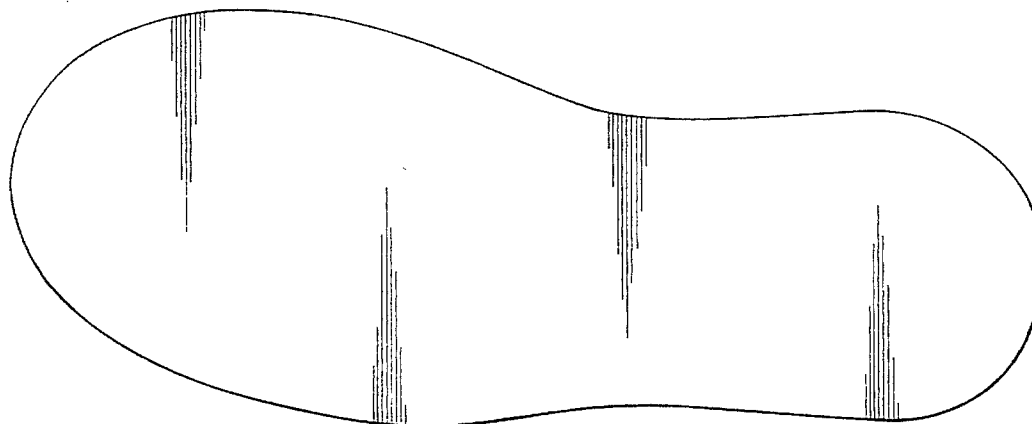


Fig. 6



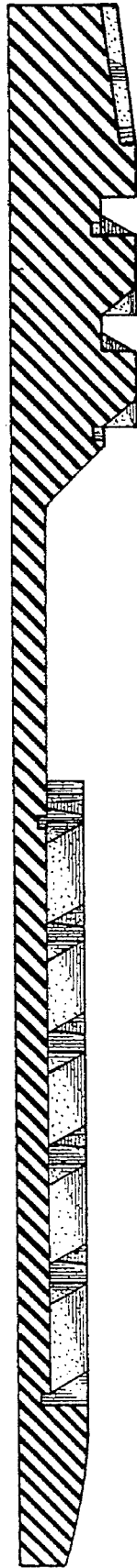


Fig. 7