



US00D472699S

(12) **United States Design Patent** (10) **Patent No.:** **US D472,699 S**  
**Schroeder et al.** (45) **Date of Patent:** **\*\* Apr. 8, 2003**

(54) **SHOE BOTTOM**

(75) Inventors: **Bryon Schroeder**, Santa Barbara, CA (US); **Fiona Jane Adams**, Santa Barbara, CA (US)

(73) Assignee: **Global Brand Marketing, Inc.**, Santa Barbara, CA (US)

(\*\*) Term: **14 Years**

(21) Appl. No.: **29/169,400**

(22) Filed: **Oct. 18, 2002**

(51) **LOC (7) Cl.** ..... **02-04**

(52) **U.S. Cl.** ..... **D2/960; D2/951; D2/953; D2/957**

(58) **Field of Search** ..... D2/897, 902, 908, D2/909, 914, 946-948, 951-962, 967, 972, 977; 36/7.3, 7.5, 14, 25 R, 32 R, 3 B, 59 R

(56) **References Cited**

**U.S. PATENT DOCUMENTS**

D114,187 S	4/1939	Leigh	
2,315,759 A	4/1943	Wilpan	
D229,644 S	12/1973	Persson	
D247,139 S	2/1978	Sorge	
D247,140 S	* 2/1978	Sorge	D2/957
D255,172 S	6/1980	Finn	
D259,150 S	5/1981	Cesare	
4,281,467 A	* 8/1981	Anderie	36/32 R
D262,582 S	1/1982	Moore	
4,309,832 A	1/1982	Hunt	
D265,437 S	7/1982	Vernonet	
D272,963 S	3/1984	Muller	
D281,460 S	* 11/1985	Parker	D2/957
D287,065 S	* 12/1986	Austin	D2/955
D287,183 S	* 12/1986	Austin	D2/957
D291,147 S	* 8/1987	Kelley et al.	D2/957

D291,941 S	* 9/1987	Peterson	D2/957
D294,077 S	* 2/1988	Kiyosawa et al.	D2/956
D294,769 S	* 3/1988	Liggett et al.	D2/955
D303,451 S	* 9/1989	Weiner	D2/908
D322,509 S	12/1991	Issler	
D332,001 S	* 12/1992	Bayer	D2/902
D334,833 S	* 4/1993	Blissett	D2/957
D439,394 S	* 8/1994	Akhidime	D2/954
D350,640 S	* 9/1994	Kayano et al.	D2/957
D378,871 S	* 4/1997	Hatfield	D2/953
D386,890 S	12/1997	Johnson	
D394,143 S	5/1998	Sink	
D399,345 S	* 10/1998	Koh	D2/960
D404,898 S	* 2/1999	Hudson	D2/953
D415,610 S	* 10/1999	Cahill	D2/960
D439,032 S	* 3/2001	Kung	D2/960
D442,358 S	* 5/2001	Nason	D2/960

\* cited by examiner

*Primary Examiner*—Celia Murphy

(74) *Attorney, Agent, or Firm*—Marshall A. Lerner, Esq.; Finn T. Simmens, Esq.; Kleinberg & Lerner, LLP

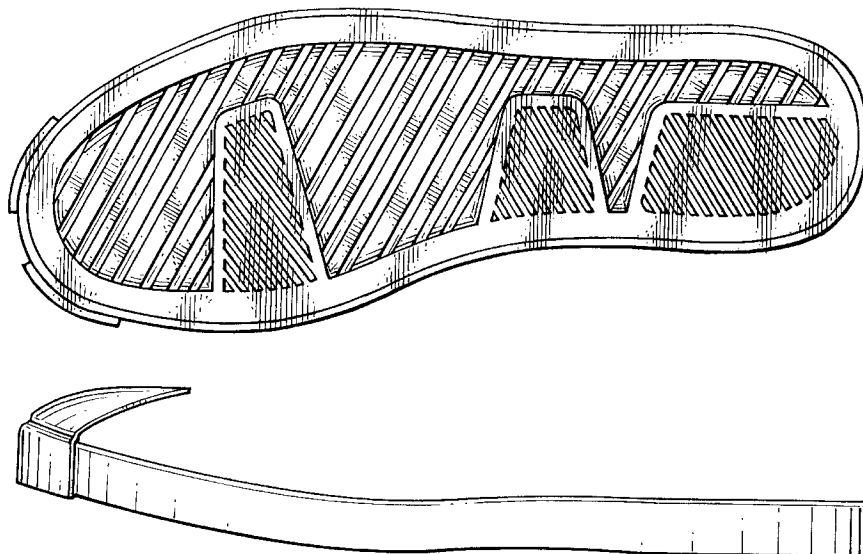
(57) **CLAIM**

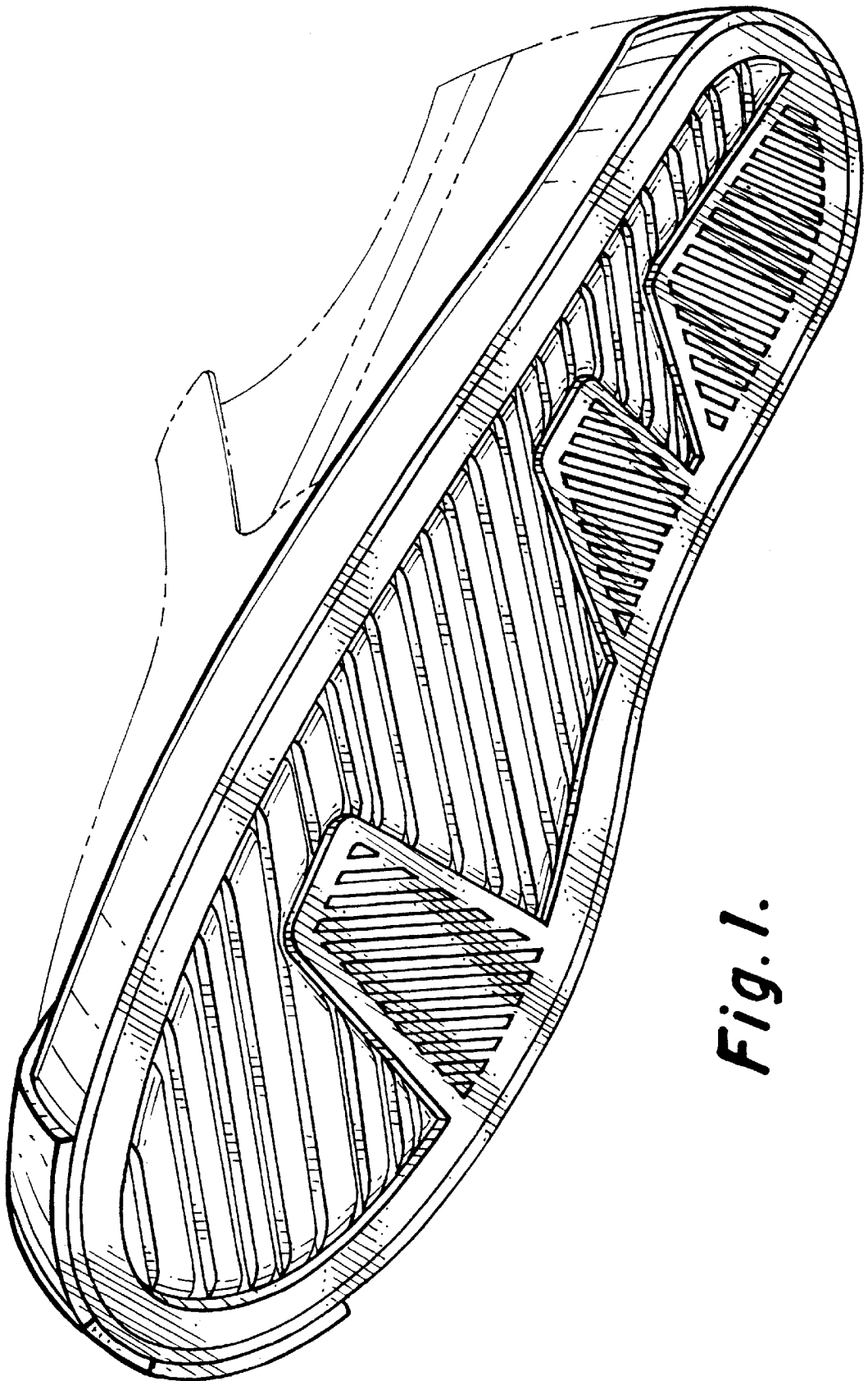
The ornamental design for a shoe bottom, as shown and described.

**DESCRIPTION**

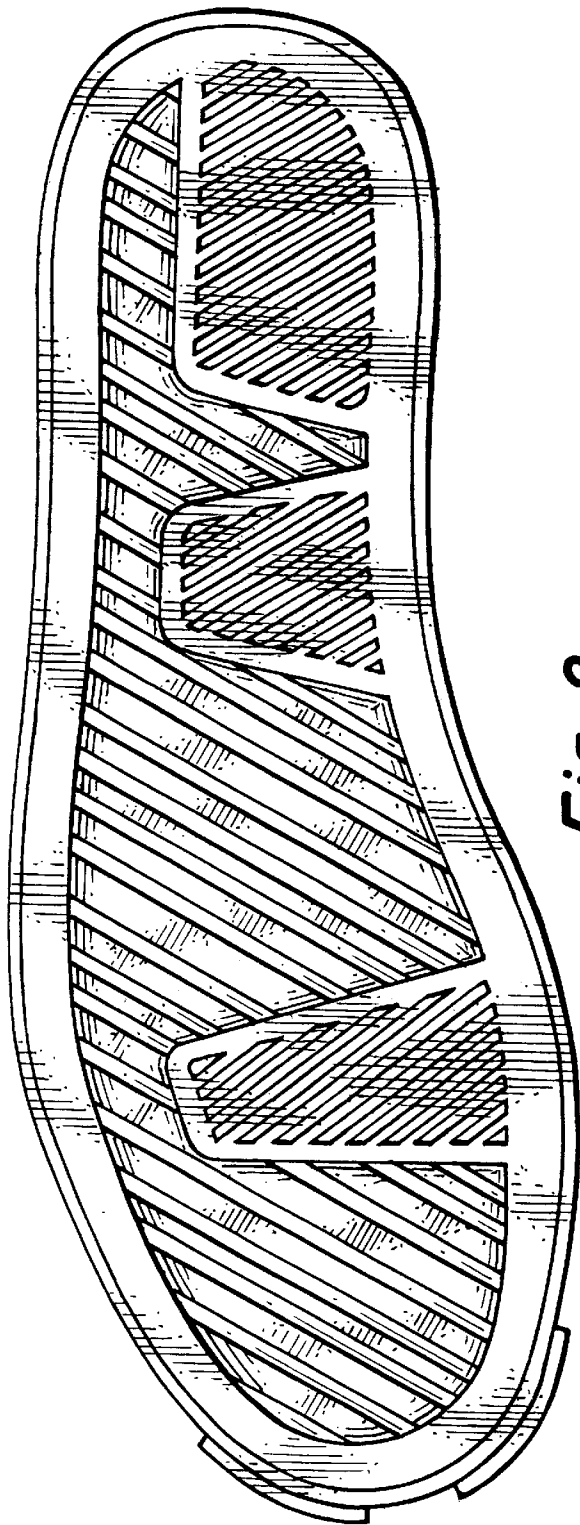
FIG. 1 is a perspective view of a shoe bottom showing our new design;  
FIG. 2 is a bottom plan view thereof;  
FIG. 3 is a right side elevational view thereof;  
FIG. 4 is a left side elevational view thereof;  
FIG. 5 is a front elevational view thereof; and,  
FIG. 6 is a rear elevational view thereof.  
Broken lines in the figures are for illustrative purposes only and form no part of the claimed design.

**1 Claim, 3 Drawing Sheets**







*Fig. 1.*



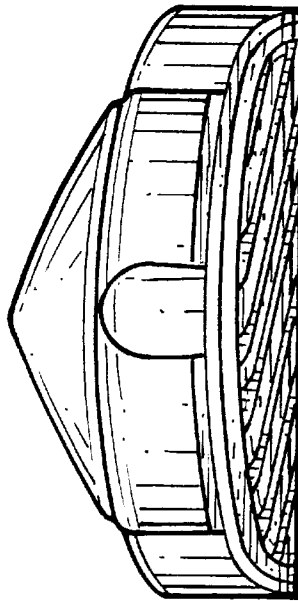
*Fig. 2.*



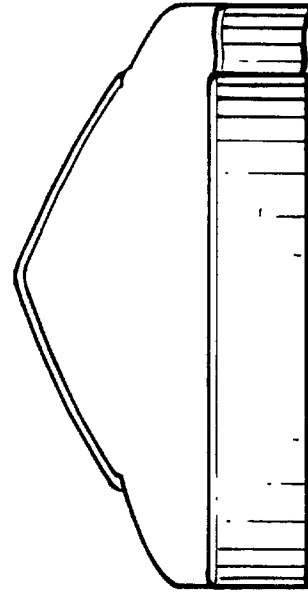
*Fig. 3.*



*Fig. 4.*



*Fig. 5.*



*Fig. 6.*