



US00D919915S

(12) **United States Design Patent** (10) **Patent No.:** **US D919,915 S**
Price et al. (45) **Date of Patent:** **** May 18, 2021**

(54) **CLEANING SHEET FOR SKIN**
(71) Applicant: **KAO CORPORATION**, Tokyo (JP)
(72) Inventors: **Laura Knoll Price**, Cincinnati, OH (US); **Allison Linkugel**, Cincinnati, OH (US)
(73) Assignee: **KAO CORPORATION**, Tokyo (JP)
(**) Term: **15 Years**

D830,027 S * 10/2018 Zhou D32/40
D851,344 S * 6/2019 Carlson D32/40
D866,105 S * 11/2019 Carlson D32/40
D866,891 S * 11/2019 Carlson D32/40
D866,892 S * 11/2019 Hunt D32/40
D871,002 S * 12/2019 Corona D32/35
D878,694 S * 3/2020 Carlson D32/40
2007/0048063 A1* 3/2007 Bauer B32B 27/32
401/7
2014/0289987 A1* 10/2014 Filho A46B 5/04
15/227

(21) Appl. No.: **29/679,758**
(22) Filed: **Feb. 8, 2019**
(51) **LOC (13) Cl.** **07-05**
(52) **U.S. Cl.**
USPC **D32/40**
(58) **Field of Classification Search**
USPC D32/40-43, 46-49; D8/33, 92, 98
CPC A61B 17/14; B26B 19/38; B66F 15/00
See application file for complete search history.

FOREIGN PATENT DOCUMENTS

CN 303984745 * 12/2015

* cited by examiner

Primary Examiner — John R Yeh
(74) *Attorney, Agent, or Firm* — Oblon, McClelland, Maier & Neustadt, L.L.P.

(57) **CLAIM**

The ornamental design for a cleaning sheet for skin, as shown and described.

(56) **References Cited**

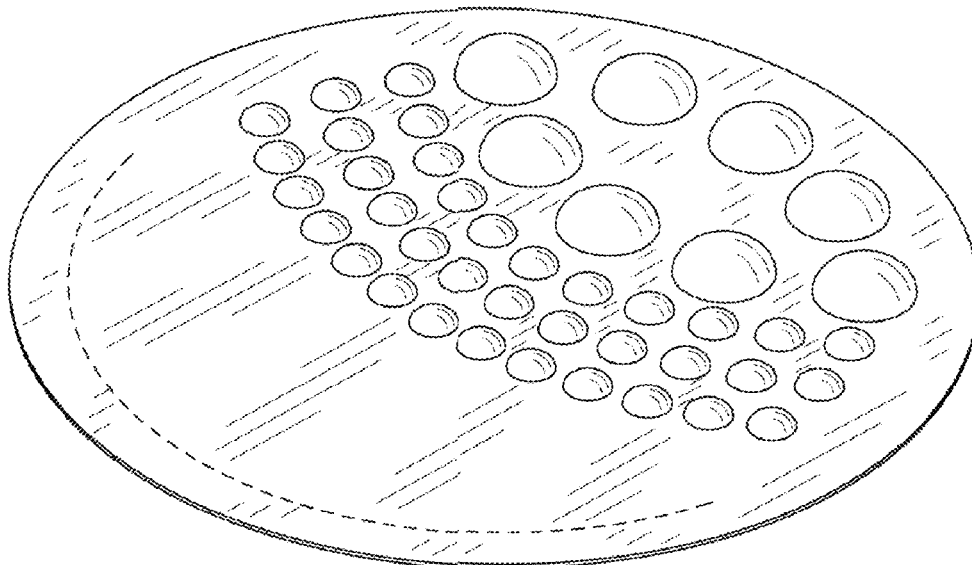
U.S. PATENT DOCUMENTS

D256,182 S * 8/1980 Kupperman D29/118
D307,497 S * 4/1990 Giallourakis D32/35
D514,765 S * 2/2006 Dretzka D32/57
D517,753 S * 3/2006 Northrop D30/161
7,234,170 B2* 6/2007 Simic A41D 19/0058
2/16
D556,967 S * 12/2007 Martins D32/40
D600,411 S * 9/2009 O'Reilly D28/63
D610,753 S * 2/2010 Moskowitz D30/158
D685,560 S * 7/2013 Lee D32/57
D694,972 S * 12/2013 Yamada D32/40
D699,908 S * 2/2014 Fang D32/40
D708,805 S * 7/2014 Mehdizadeh D32/40
D782,763 S * 3/2017 Xavier A47L 13/18
D32/40
D782,764 S * 3/2017 Xavier A47L 13/18
D32/40

DESCRIPTION

FIG. 1 is a front, right, bottom perspective view for a cleaning sheet for skin;
FIG. 2 is a front elevational view thereof;
FIG. 3 is a rear elevational view thereof;
FIG. 4 is a left side view thereof;
FIG. 5 is a right side view thereof;
FIG. 6 is a top plan view thereof;
FIG. 7 is a bottom plan view thereof; and,
FIG. 8 is a cross-sectional view taken from the line 8-8 of FIG. 2 thereof.
The broken lines illustrate portions of the cleaning sheet for skin that form no part of the claimed design.

1 Claim, 7 Drawing Sheets



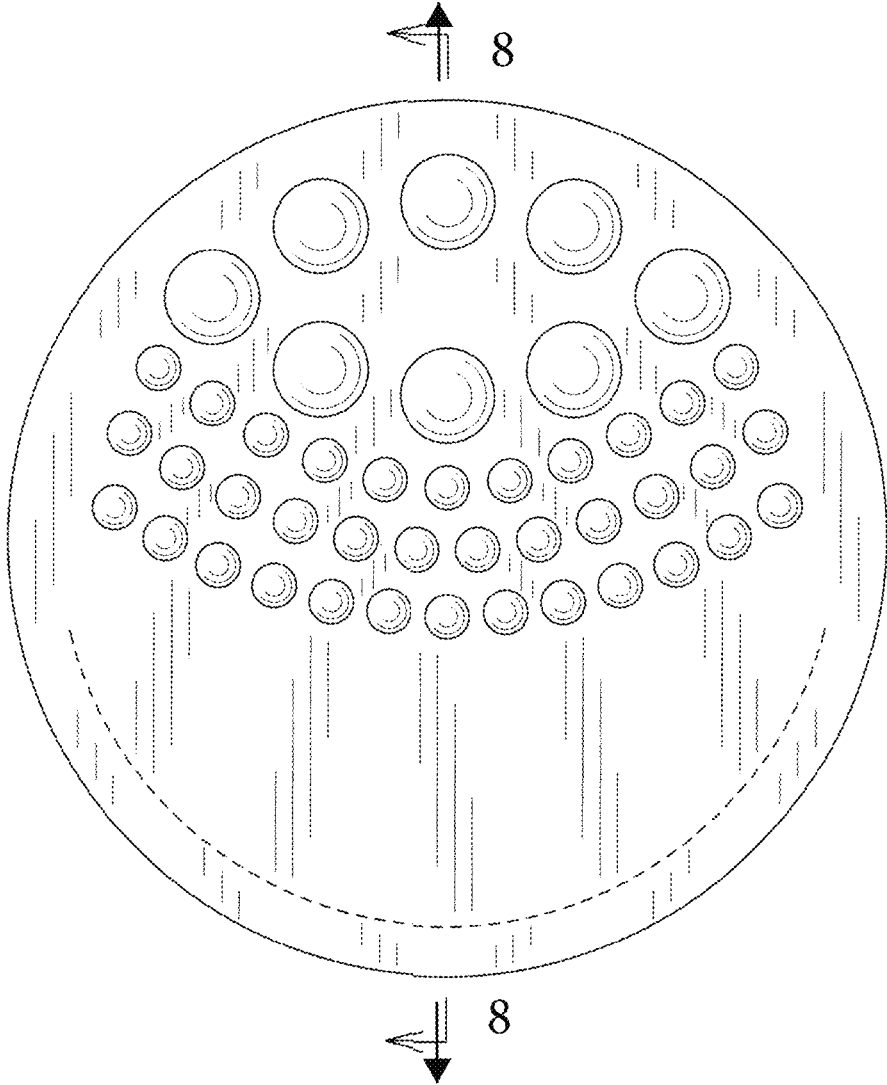


FIG. 2

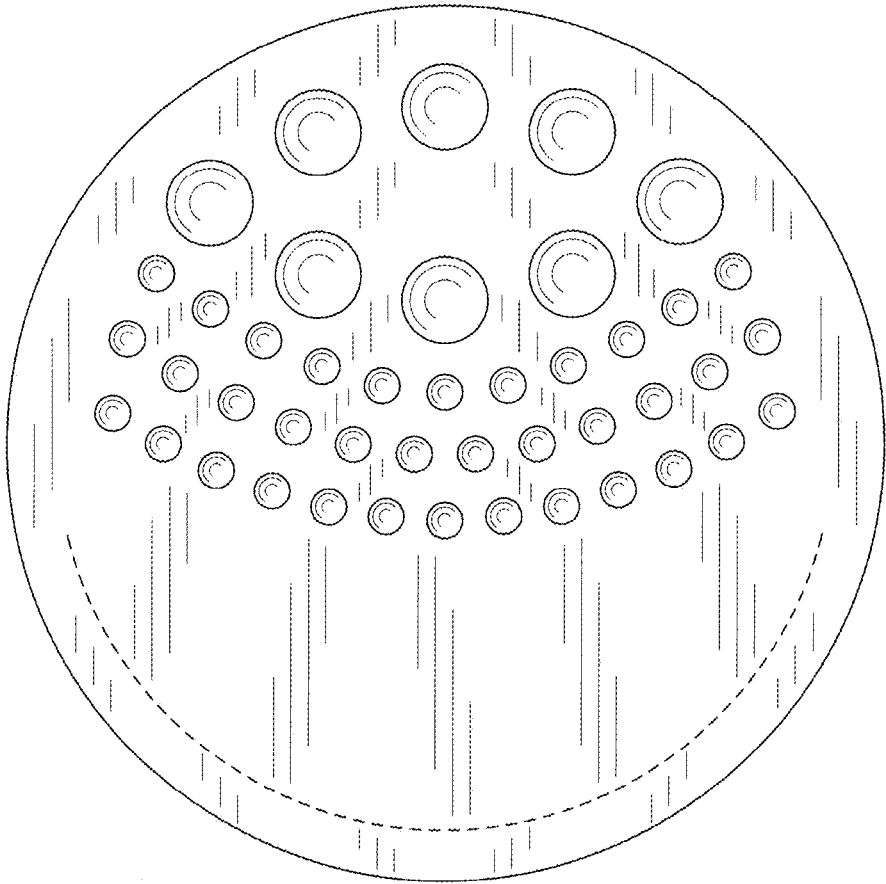


FIG. 3



FIG. 4



FIG. 5



FIG. 6



FIG. 7



FIG. 8