



US00D431602S

United States Patent [19]
Van Genechten

[11] **Patent Number: Des. 431,602**
[45] **Date of Patent: ** Oct. 3, 2000**

- [54] **LUMINOUS SIGN**
- [75] Inventor: **Michel Van Genechten**, Seny, Belgium
- [73] Assignee: **Guillaume S.A.**, Beaufays, Belgium
- [**] Term: **14 Years**
- [21] Appl. No.: **29/077,811**
- [22] Filed: **Oct. 14, 1997**
- [30] **Foreign Application Priority Data**

Apr. 14, 1997 [BE] Belgium DM/039872

- [51] **LOC (7) Cl.** **20-01**
- [52] **U.S. Cl.** **D20/10; 40/584; D20/10**
- [58] **Field of Search** 40/584, 607, 601,
40/617, 574, 611, 624; D20/10, 41, 39,
42

[56] **References Cited**

U.S. PATENT DOCUMENTS

- D. 285,456 9/1986 Wiens D20/39
- D. 373,145 8/1996 Pettus D20/19

1,562,140	11/1925	Bird et al.	40/624
5,042,182	8/1991	King	40/574 X
5,701,695	12/1997	Current	40/606

Primary Examiner—Alan P. Douglas
Assistant Examiner—Jennifer Rivard
Attorney, Agent, or Firm—Henderson & Sturm LLP


[57] **CLAIM**

The ornamental design for a luminous sign, as shown and described.

DESCRIPTION

FIG. 1 is a front view of the luminous sign showing the new design the rear view of which is identical;
FIG. 2 is a front view thereof in an open position the rear view of which is identical;
FIG. 3 is a left side view thereof, the right side view being identical;
FIG. 4 is a left side view thereof in an open position the right view of which is identical;
FIG. 5 is a bottom view thereof in a closed position; and,
FIG. 6 is a top view thereof in a closed position.

1 Claim, 3 Drawing Sheets



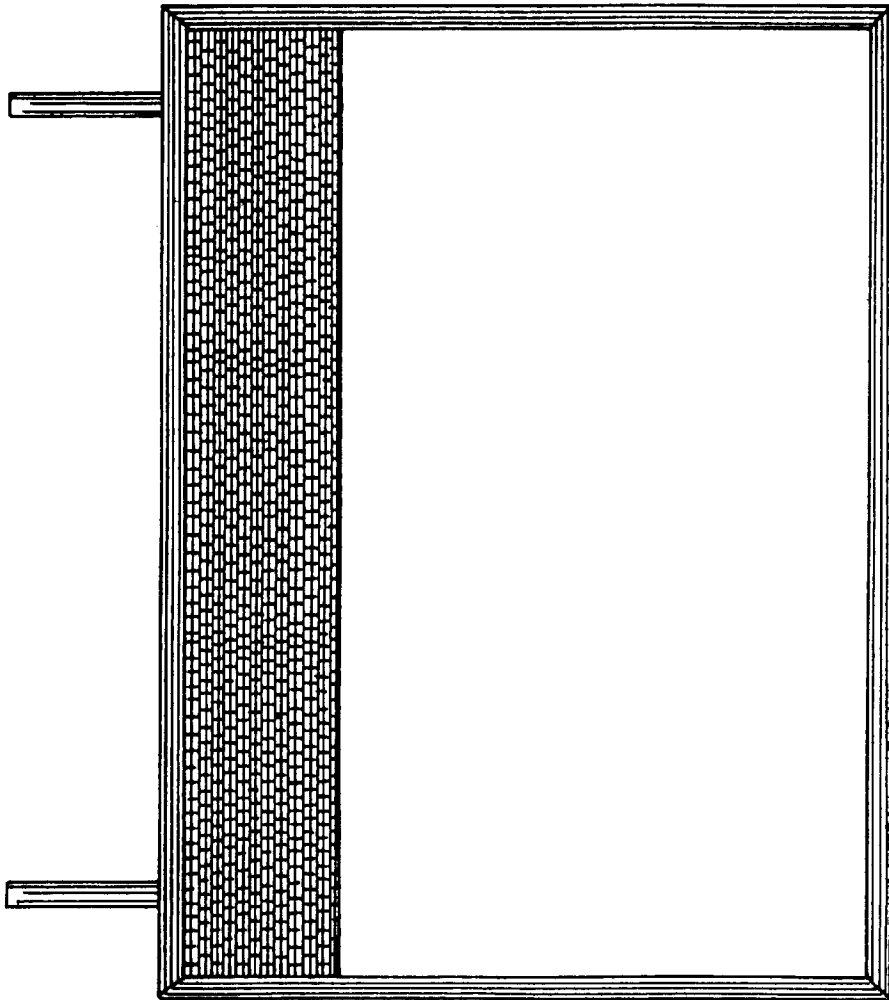


Fig. 1

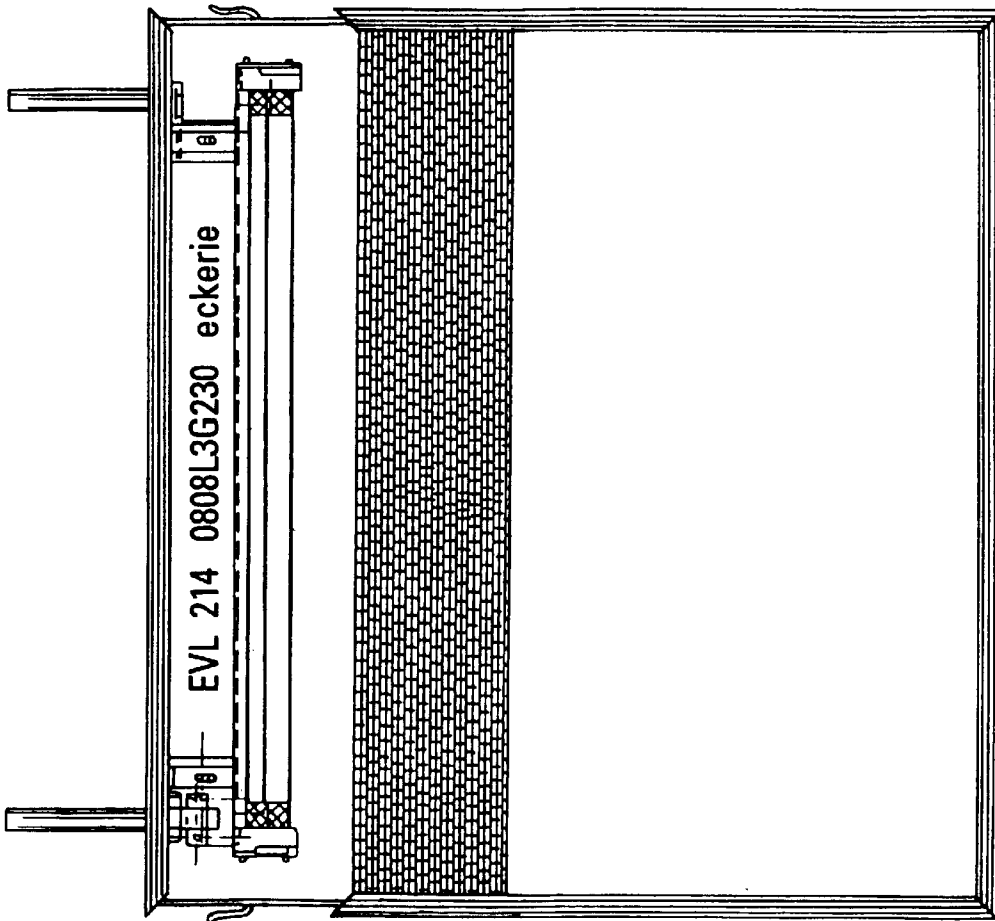


Fig. 2

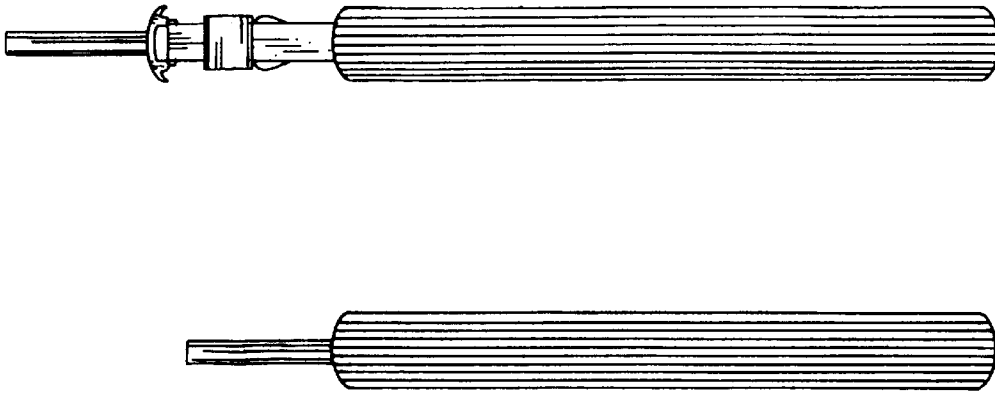


Fig. 3



Fig. 4



Fig. 5

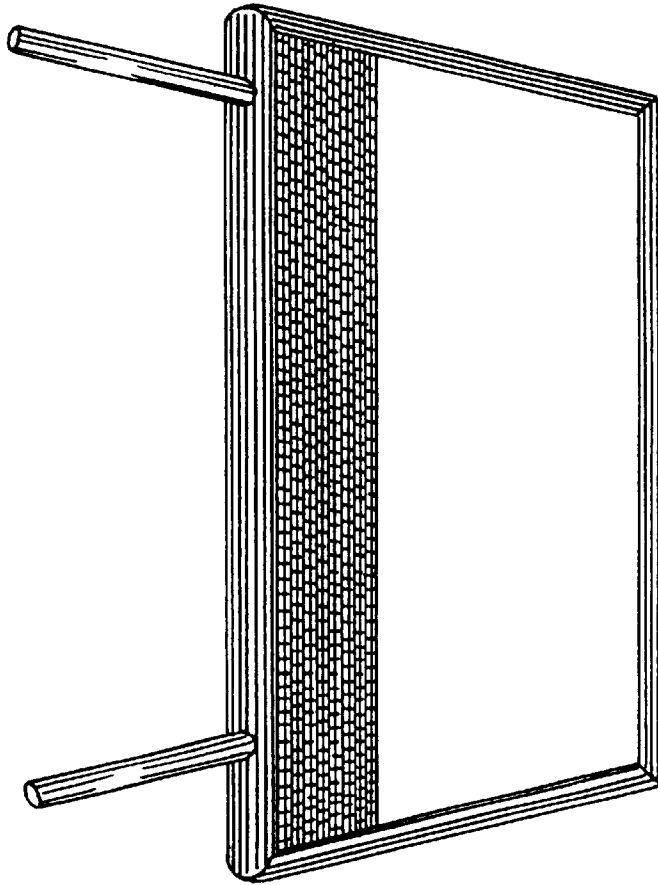


Fig. 6