



US00D483519S

(12) **United States Design Patent** (10) **Patent No.:** **US D483,519 S**  
**Liu et al.** (45) **Date of Patent:** **\*\* Dec. 9, 2003**

(54) **COMBINATION SNAP HOOK AND LIGHTER**

*Primary Examiner—Jennifer Rivard*

(75) Inventors: **Lily Liu**, Hicksville, NY (US); **Leo Hanson Luquire**, Montgomery, AL (US)

(57) **CLAIM**

The ornamental design for a combination snap hook and lighter, substantially as shown and described.

(73) Assignee: **Lily & Associates, Inc.**, Hicksville, NY (US)

**DESCRIPTION**

(\*\*) Term: **14 Years**

(21) Appl. No.: **29/177,352**

(22) Filed: **Mar. 8, 2003**

(51) **LOC (7) Cl.** ..... **27-05**

(52) **U.S. Cl.** ..... **D27/142; D8/356**

(58) **Field of Search** ..... **D8/356; D27/141, D27/142, 143, 148; 431/253**

FIG. 1 is a top, front and left side perspective view of the combination snap hook and lighter in a position of use  
FIG. 2 is a left side elevational view of the embodiment of FIG. 1, with its ignition device in disposed position  
FIG. 3 is a right side elevational view of the embodiment of FIG. 1, with its ignition device in disposed position  
FIG. 4 is a top plan view of the embodiment of FIG. 1  
FIG. 5 is a bottom plan view with the embodiment of FIG. 1

(56) **References Cited**

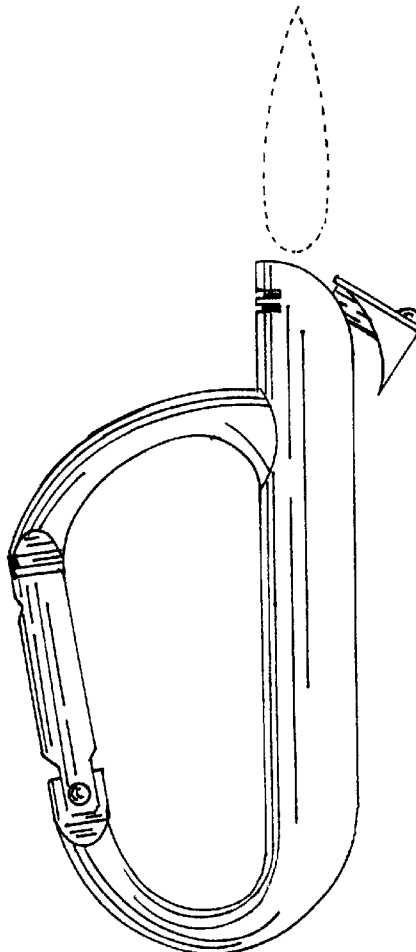
**U.S. PATENT DOCUMENTS**

D436,305 S \* 1/2001 Schuster ..... D8/356  
D458,098 S \* 6/2002 Hastings ..... D27/142  
D466,791 S \* 12/2002 Kellegan ..... D8/356

FIG. 6 is a front view of the embodiment of FIG. 1; and,  
FIG. 7 is a rear view of the embodiment of FIG. 1.  
The broken line environmental showing is for illustrative purpose only and forms no part of the claimed design.

\* cited by examiner

**1 Claim, 3 Drawing Sheets**



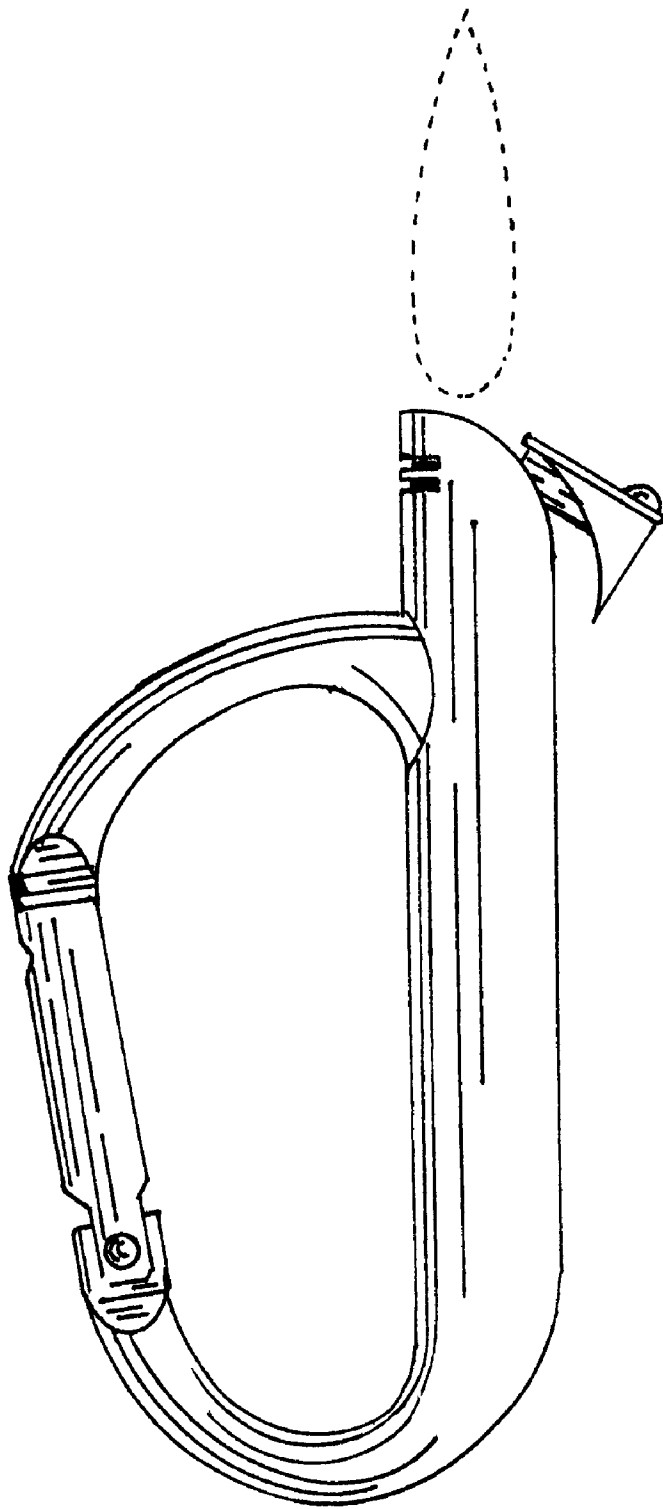


FIG. 1




FIG. 2

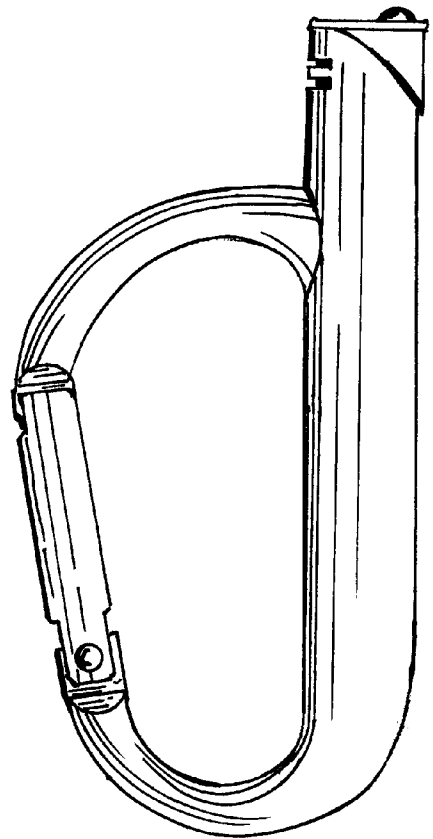


FIG. 3

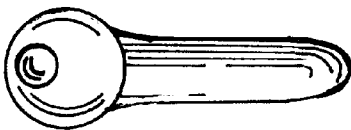


FIG. 4



FIG. 5




FIG. 6

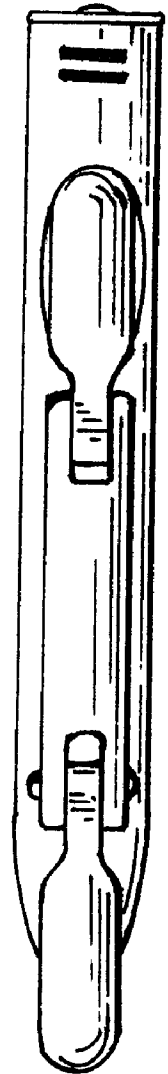


FIG. 7