



US00D616660S

(12) **United States Design Patent**  
**Kubryk**

(10) **Patent No.:** **US D616,660 S**

(45) **Date of Patent:** **\*\* Jun. 1, 2010**

(54) **STACKING CHAIR**

(76) Inventor: **Isaac Kubryk**, 1111 Eagle Nest Ct.,  
Danville, CA (US) 94506

(\*\*) Term: **14 Years**

(21) Appl. No.: **29/348,469**

(22) Filed: **Jan. 8, 2010**

(51) **LOC (9) Cl.** ..... **06-01**

(52) **U.S. Cl.** ..... **D6/380**

(58) **Field of Classification Search** ..... D6/334-336,  
D6/374, 375, 376, 379, 380, 500-502; 297/239,  
297/445.1, 446.1, 452.38, 452.48

See application file for complete search history.

(56) **References Cited**

U.S. PATENT DOCUMENTS

D341,045 S *	11/1993	Barile	.....	D6/502
D345,479 S *	3/1994	Infanti	.....	D6/502
D411,382 S *	6/1999	Graham	.....	D6/380
D413,743 S *	9/1999	Regan et al.	.....	D6/502
D414,620 S *	10/1999	Kabadayan	.....	D6/380
D497,729 S *	11/2004	Peitz et al.	.....	D6/379
6,860,556 B2 *	3/2005	Barile et al.	.....	297/239

D521,264 S *	5/2006	Ware et al.	.....	D6/374
D593,762 S *	6/2009	Schmitt	.....	D6/374
D603,616 S *	11/2009	Kubryk	.....	D6/374
D607,656 S *	1/2010	Kubryk	.....	D6/380

\* cited by examiner

*Primary Examiner*—Mimosa De

(74) *Attorney, Agent, or Firm*—Audrey A. Millemann;  
Weintraub Genshlea et al.

(57) **CLAIM**

The ornamental design for a stacking chair, as shown and described.

**DESCRIPTION**

FIG. 1 is a perspective view of a stacking chair, looking toward the left front corner, showing my new design;

FIG. 2 is a front view thereof;

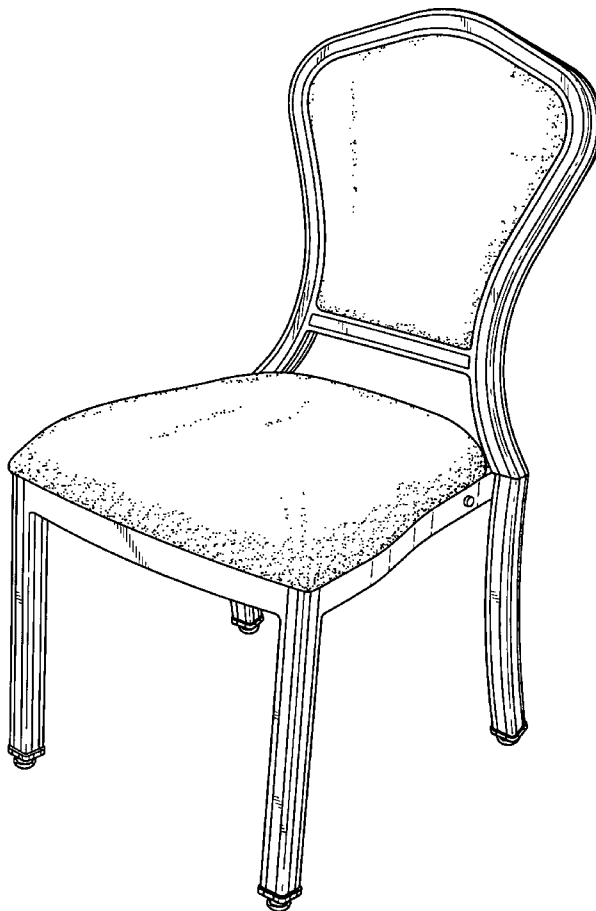
FIG. 3 is a back view thereof;

FIG. 4 is a right side view thereof;

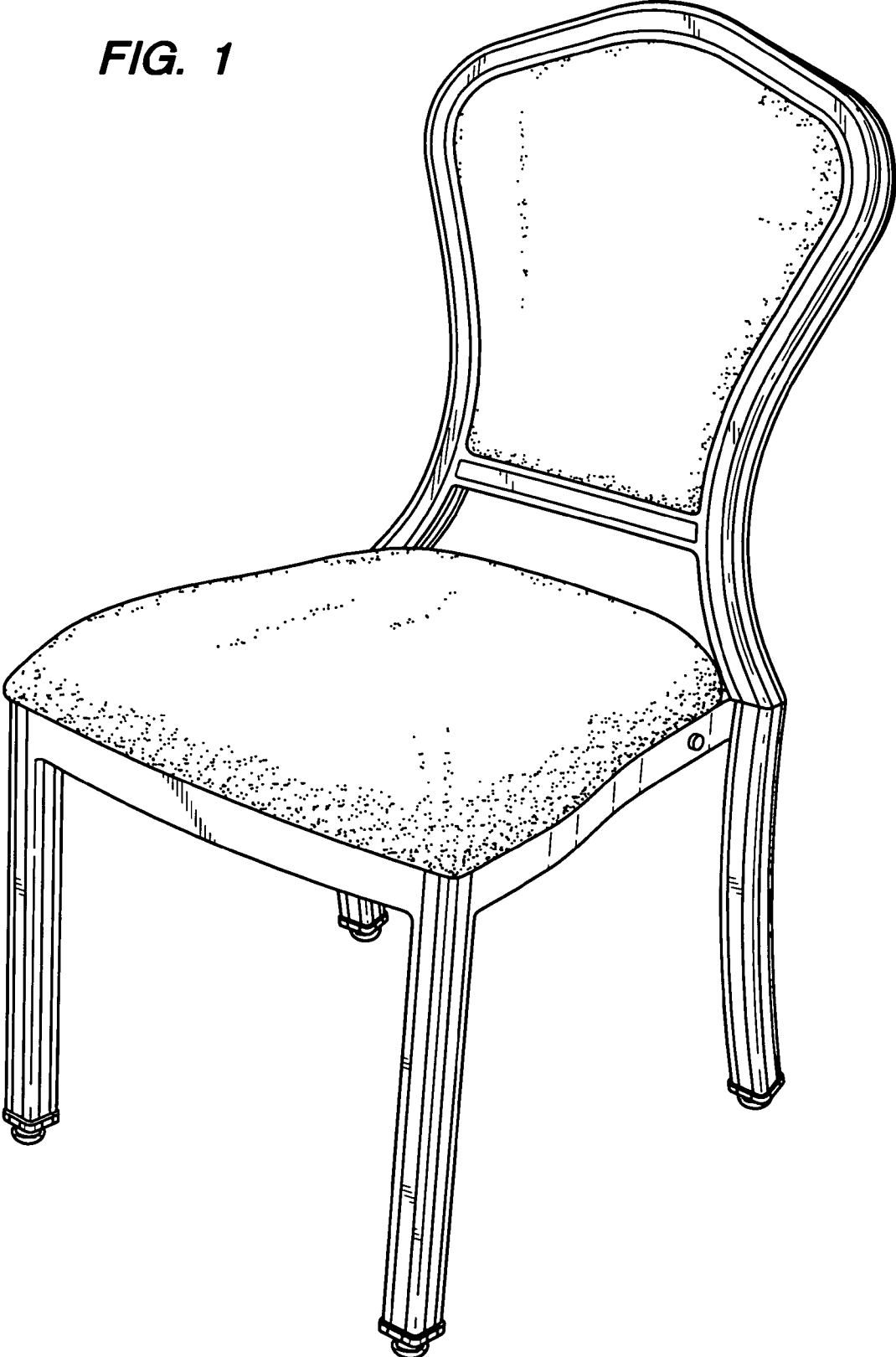
FIG. 5 is a top view thereof; and,

FIG. 6 is a bottom view thereof.


**1 Claim, 6 Drawing Sheets**



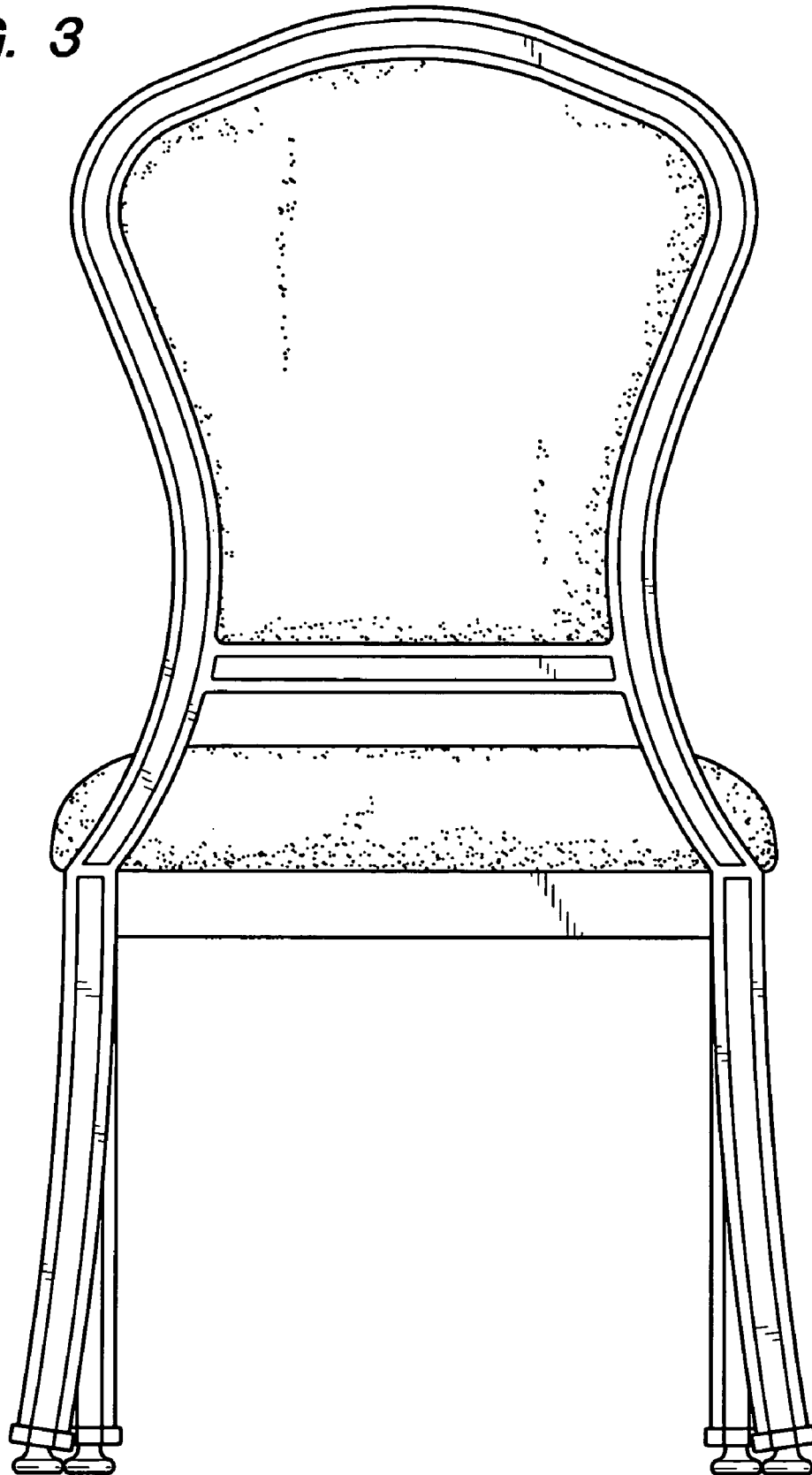
**FIG. 1**

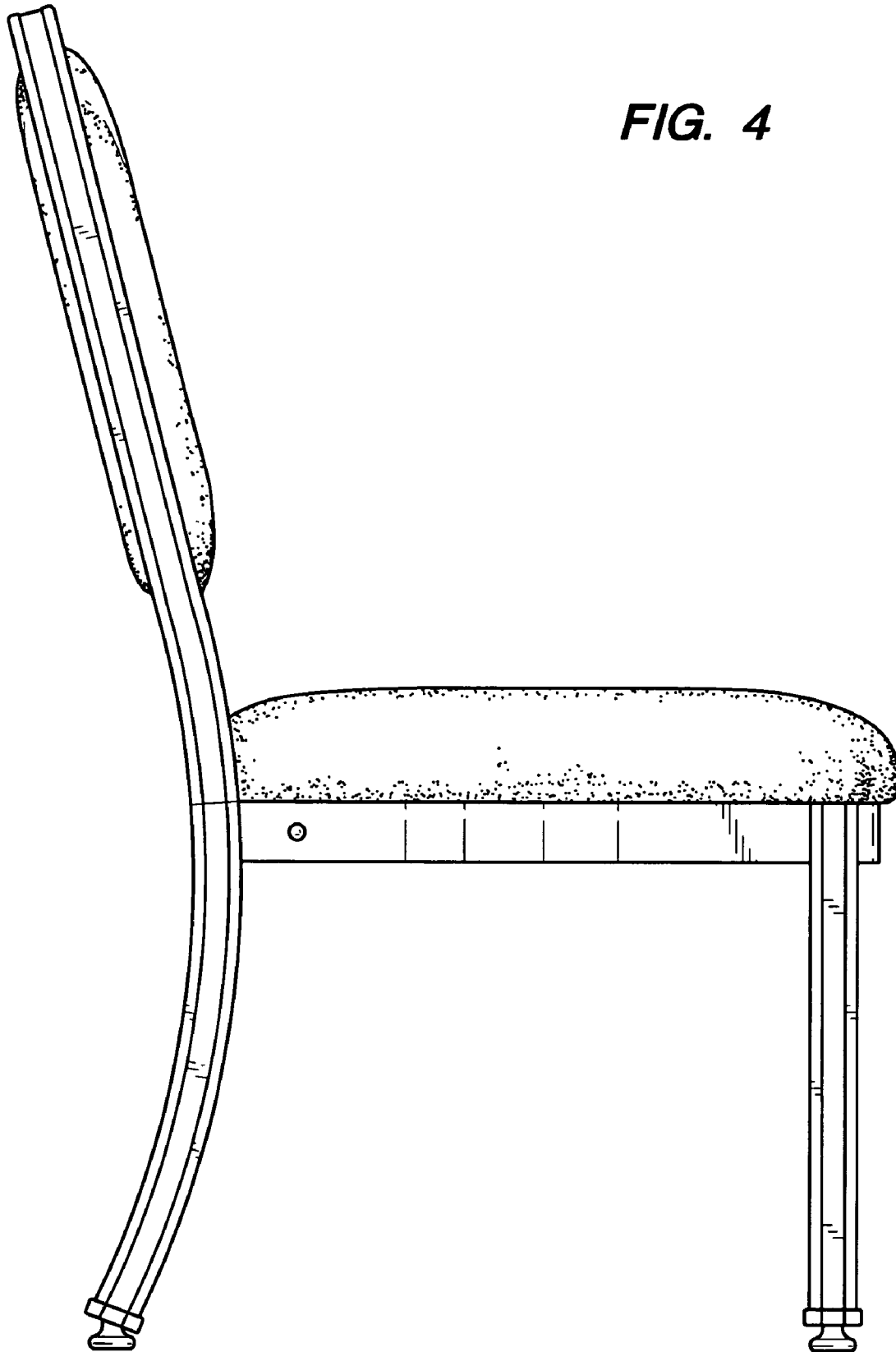


**FIG. 2**



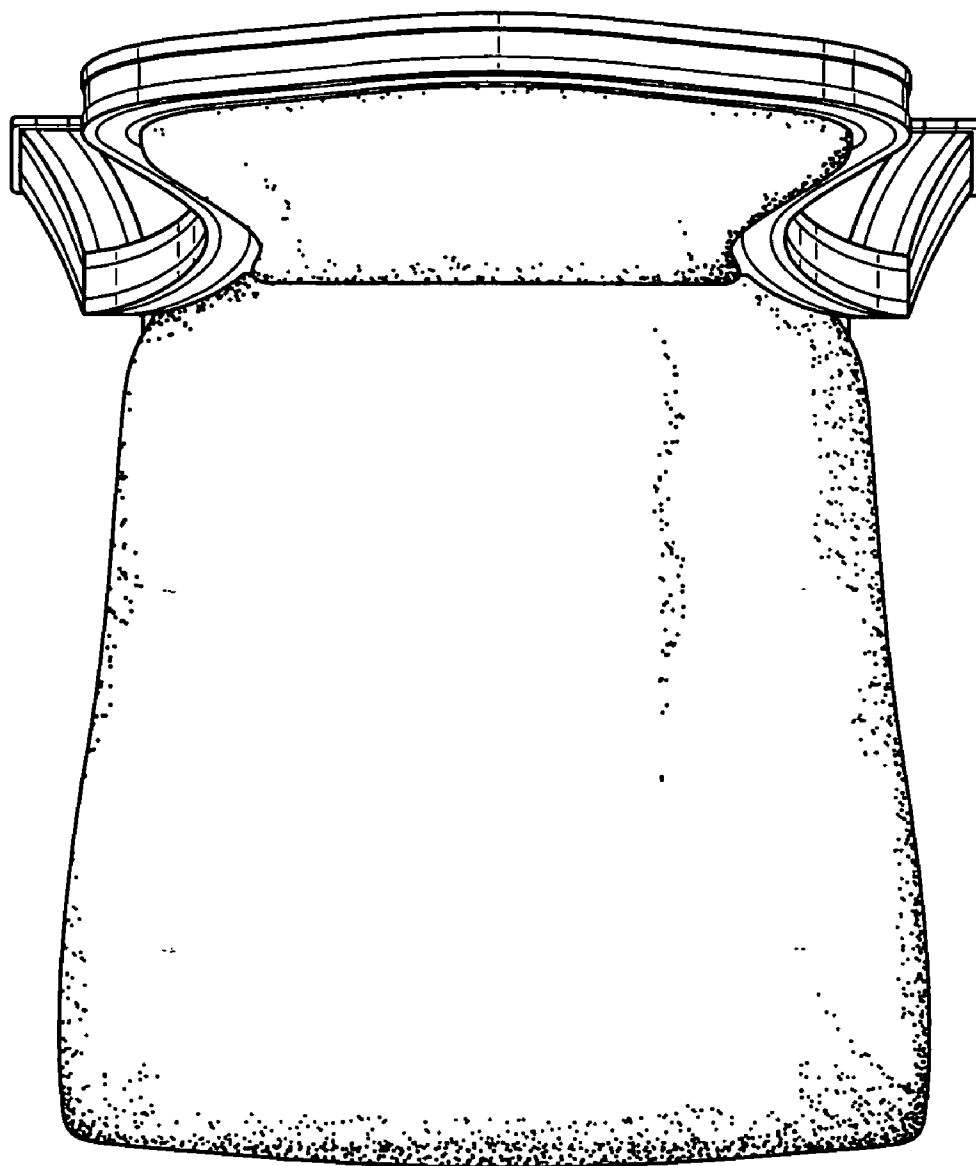
**FIG. 3**





**FIG. 4**

**FIG. 5**



**FIG. 6**

