



(12) **United States Design Patent**
Britten et al.

(10) **Patent No.:** **US D860,269 S**
(45) **Date of Patent:** **** Sep. 17, 2019**

(54) **FREEZER LID**
(71) Applicant: **Conopco, Inc.**, Englewood Cliffs, NJ
(US)
(72) Inventors: **Charles Antony Edward Britten**,
Teddington (GB); **Royston John**
Horne, Reigate (GB)
(73) Assignee: **Conopco, Inc.**, Englewood Cliffs, NJ
(US)
(**) Term: **15 Years**

D447,738 S 9/2001 Usami et al.
D558,655 S 1/2008 Kawamata
D563,105 S * 3/2008 Rothschild D3/276
D582,676 S * 12/2008 Rothschild D3/276
D656,969 S * 4/2012 Tang D15/89
D691,079 S 10/2013 Oswald
D719,956 S * 12/2014 Akana D14/440
D740,189 S 10/2015 Lopez-Ross
D773,470 S * 12/2016 Akana D14/440
D784,995 S * 4/2017 Akana D14/440
D795,826 S 8/2017 Yoon et al.
D801,343 S * 10/2017 Akana D14/440
D806,766 S 1/2018 Messerli
D807,891 S * 1/2018 Yeo D14/440
(Continued)

(21) Appl. No.: **29/637,669**

FOREIGN PATENT DOCUMENTS

(22) Filed: **Feb. 21, 2018**

CN 301760397 S 12/2011
CN 304168724 S 6/2017

(30) **Foreign Application Priority Data**

Aug. 25, 2017 (EM) 004163962-0001

(51) **LOC (12) Cl.** **15-07**
(52) **U.S. Cl.**

USPC **D15/89**

(58) **Field of Classification Search**

USPC D15/79-91
CPC F25D 2400/02; F25D 11/006; F25D 11/02;
F25D 11/022; F25D 11/025; F25D 16/00;
F25D 17/045; F25D 21/006; F25D 21/04;
F25D 21/08; F25D 2323/024; F25D
2325/021; F25D 23/028; F25D 23/067;
F25D 2400/06; F25D 25/02; F25D
25/025; F25D 2600/00; F25D 2600/04;
F25D 2700/04; F25D 27/00; F25D 29/00;
F25D 29/005; F25D 3/045

See application file for complete search history.

(56) **References Cited**

U.S. PATENT DOCUMENTS

5,112,096 A 5/1992 Keenan
D399,678 S * 10/1998 Aquino D6/632

OTHER PUBLICATIONS

Co-pending Application: Applicant: Britten et al., filed Feb. 21, 2018.

Primary Examiner — Khawaja Anwar
(74) *Attorney, Agent, or Firm* — Gerard J. McGowan, Jr.

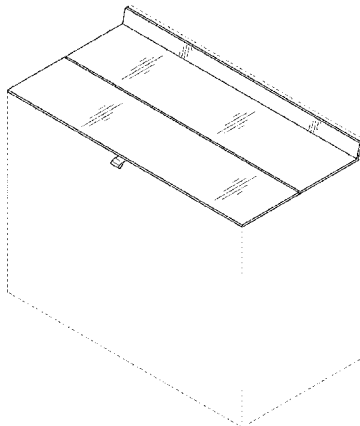
(57) **CLAIM**

The appearance of a freezer lid, as shown and described.

DESCRIPTION

FIG. 1 is a perspective view of my new design;
FIG. 2 is a front elevation view thereof;
FIG. 3 is a rear elevation view thereof;
FIG. 4 is a left side elevation view thereof;
FIG. 5 is a right side elevation view thereof;
FIG. 6 is a top plan view thereof; and,
FIG. 7 is a bottom plan view thereof.
The broken lines in the figures depict unclaimed portions of the freezer lid and form no part of the claimed design.

1 Claim, 4 Drawing Sheets



(56)

References Cited

U.S. PATENT DOCUMENTS

D808,318	S	1/2018	Amante-Muniz
D822,924	S	7/2018	Ayers et al.
D824,223	S	7/2018	Zoske et al.
D828,767	S	9/2018	von Badinski et al.
2013/0075280	A1	3/2013	Besner
2015/0001105	A1	1/2015	Nyholm et al.
2015/0263776	A1	9/2015	Shyu et al.

* cited by examiner

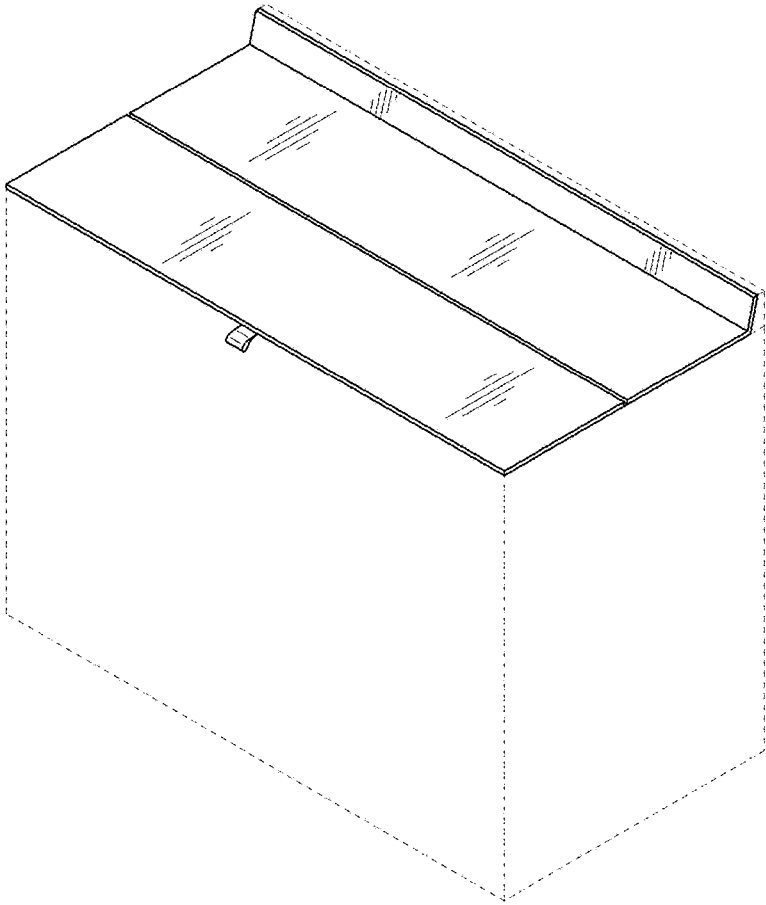


Fig. 1

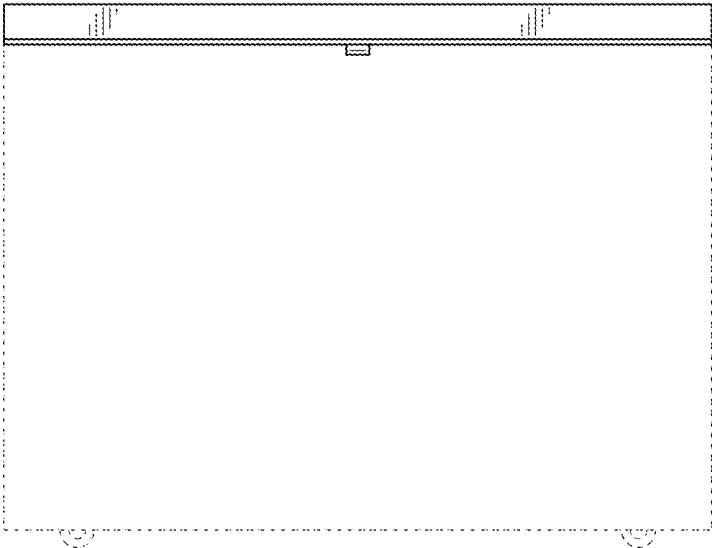


Fig. 2



Fig. 3




Fig. 4




Fig. 5

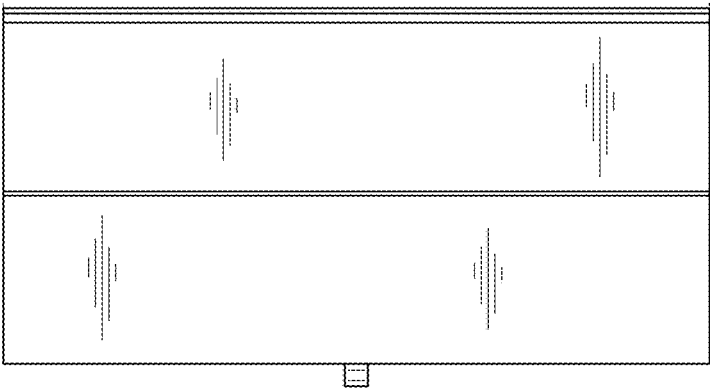


Fig. 6

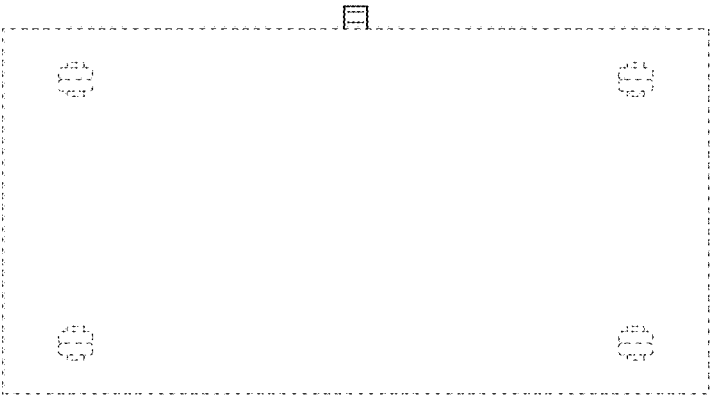


Fig. 7