



(12) **United States Design Patent**
Lum

(10) **Patent No.:** **US D953,583 S**
(45) **Date of Patent:** **** May 31, 2022**

- (54) **OFFSET HOUSING ASSEMBLY WITH VERTICAL LEDS**
- (71) Applicant: **Indyme Solutions, LLC**, San Diego, CA (US)
- (72) Inventor: **Chris Lum**, San Diego, CA (US)
- (73) Assignee: **Indyme Solutions, LLC**, San Diego, CA (US)
- (**) Term: **15 Years**
- (21) Appl. No.: **29/701,516**
- (22) Filed: **Aug. 12, 2019**
- (51) **LOC (13) Cl.** **24-03**
- (52) **U.S. Cl.**
USPC **D26/24; D10/106.6**
- (58) **Field of Classification Search**
USPC D26/24, 72, 89, 92, 93, 104, 106, 118, D26/128-137, 152; D10/106.6, 114.5, D10/114.8
CPC F21S 8/00; F21S 8/04; F21S 8/06; F21S 8/033; F21S 8/036; F21S 8/043; F21V 21/00; F21V 21/02; F21V 21/30; F21V 3/00; F21V 3/02; F21V 3/04; F21V 3/023; F21V 15/00; F21V 15/012
See application file for complete search history.

D605,966	S	*	12/2009	Weil	D10/109.2
D616,777	S	*	6/2010	Jackson	D10/114.8
D644,677	S	*	9/2011	Park	D16/203
D652,969	S	*	1/2012	Seropjan	D26/24
D681,249	S	*	4/2013	Tom	D26/59
D689,221	S	*	9/2013	Isaac	D26/24
D740,870	S	*	10/2015	Park	D16/203
D792,016	S	*	7/2017	de Bevilacqua	D26/118
D797,984	S	*	9/2017	Dolgov	D26/112
D814,686	S	*	4/2018	Chen	D26/110
D861,965	S	*	10/2019	Lin	D26/110

(Continued)

Primary Examiner — Wan Laymon
Assistant Examiner — Clint A Samuel
(74) *Attorney, Agent, or Firm* — Lewis Kohn & Walker LLP; David M. Kohn; Kari Moyer-Henry

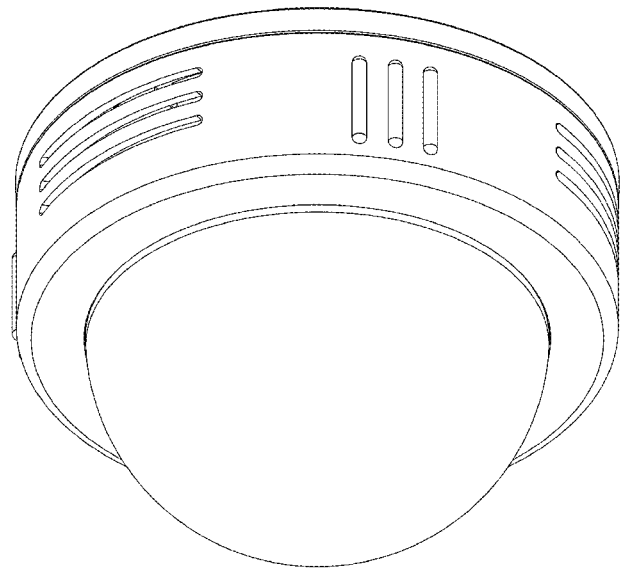
(57) **CLAIM**
The ornamental design for an offset housing assembly with vertical LEDs, as shown and described.

DESCRIPTION
FIG. 1 is a perspective view of the offset housing assembly with vertical LEDs of the present invention; FIG. 2 is a left side view of the offset housing assembly with vertical LEDs shown in FIG. 1; FIG. 3 is a front view of the offset housing assembly with vertical LEDs shown in FIG. 1; FIG. 4 is a right side view of the offset housing assembly with vertical LEDs shown in FIG. 1; FIG. 5 is a back view of the offset housing assembly with vertical LEDs shown in FIG. 1; FIG. 6 is a top view of the offset housing assembly with vertical LEDs shown in FIG. 1; and, FIG. 7 is a bottom view of the offset housing assembly with vertical LEDs shown in FIG. 1.
The portions of the offset housing assembly with vertical LEDs as shown having broken lines form no part of the claimed design.

1 Claim, 7 Drawing Sheets

(56) **References Cited**
U.S. PATENT DOCUMENTS

D139,444	S	*	11/1944	Lippincott	D26/88
D297,170	S	*	8/1988	Elliott	D10/114.2
D381,452	S	*	7/1997	Landefeld	D26/24
D409,771	S	*	5/1999	Stultz	D26/24
D459,466	S	*	6/2002	Hsieh	D23/411
6,478,454	B1	*	11/2002	Jaffari	F21V 17/02 362/304
D544,640	S	*	6/2007	Sase	D26/123
D571,034	S	*	6/2008	Goetz-Schaefer	D26/85



(56)

References Cited

U.S. PATENT DOCUMENTS

D870,792	S	*	12/2019	Lundblad	D16/203
D875,994	S	*	2/2020	Yu	D26/104
D885,643	S	*	5/2020	Chen	D26/106
D887,073	S	*	6/2020	Lin	D26/110
D891,683	S	*	7/2020	Wei	D26/106
10,731,843	B2	*	8/2020	Guillet	F21V 3/062
D908,023	S	*	1/2021	Buhl	D10/114.8
D917,739	S	*	4/2021	Lum	D26/24
D918,437	S	*	5/2021	Lum	D26/24
D922,668	S	*	6/2021	Zhu	D26/118
D924,083	S	*	7/2021	Lum	D10/106.6
D924,084	S	*	7/2021	Lum	D10/106.6
D924,085	S	*	7/2021	Lum	D10/106.6
D924,086	S	*	7/2021	Lum	D10/106.6
D924,087	S	*	7/2021	Lum	D10/106.6
D924,088	S	*	7/2021	Lum	D10/106.6
D924,089	S	*	7/2021	Lum	D10/106.6
D924,710	S	*	7/2021	Lum	D10/106.6
2021/0215325	A1	*	7/2021	Luo	F21V 3/062

* cited by examiner

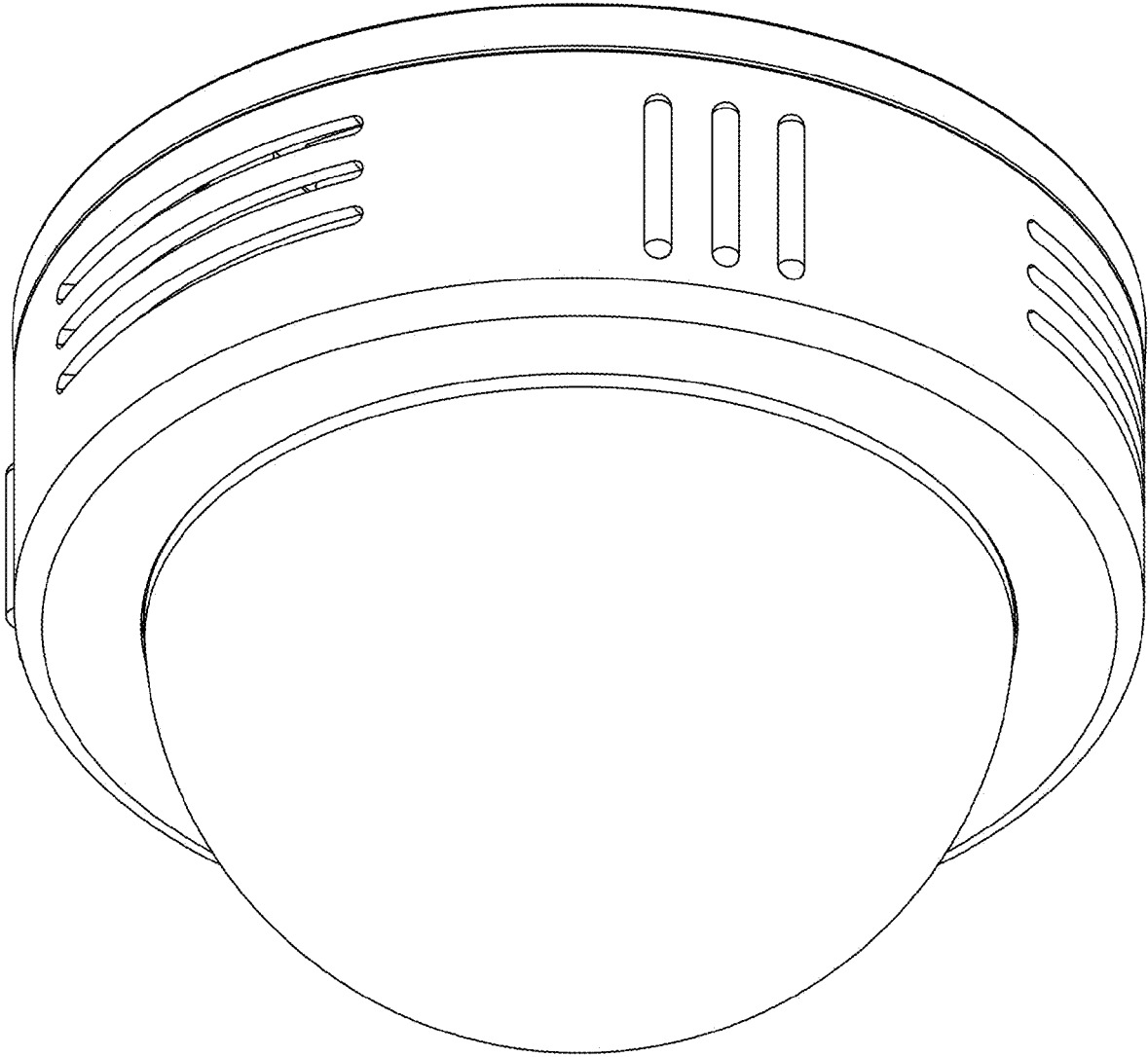


Figure 1

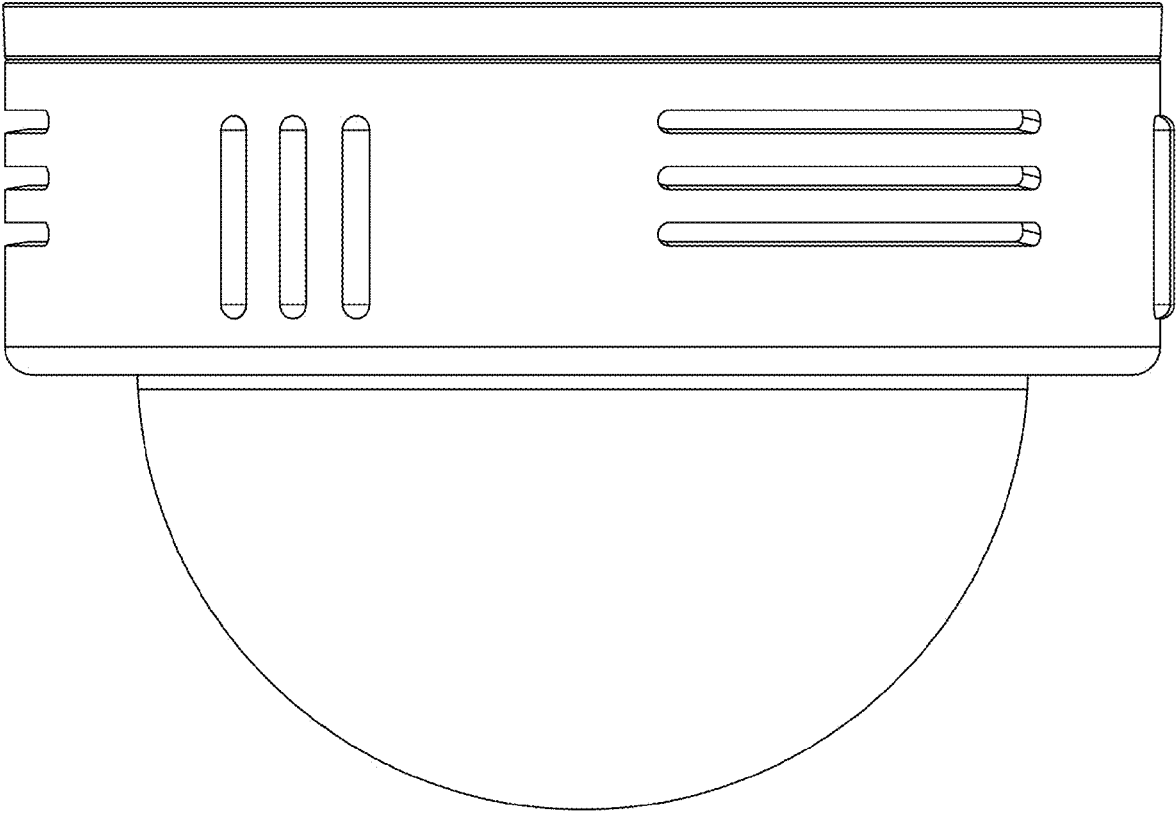


Figure 2

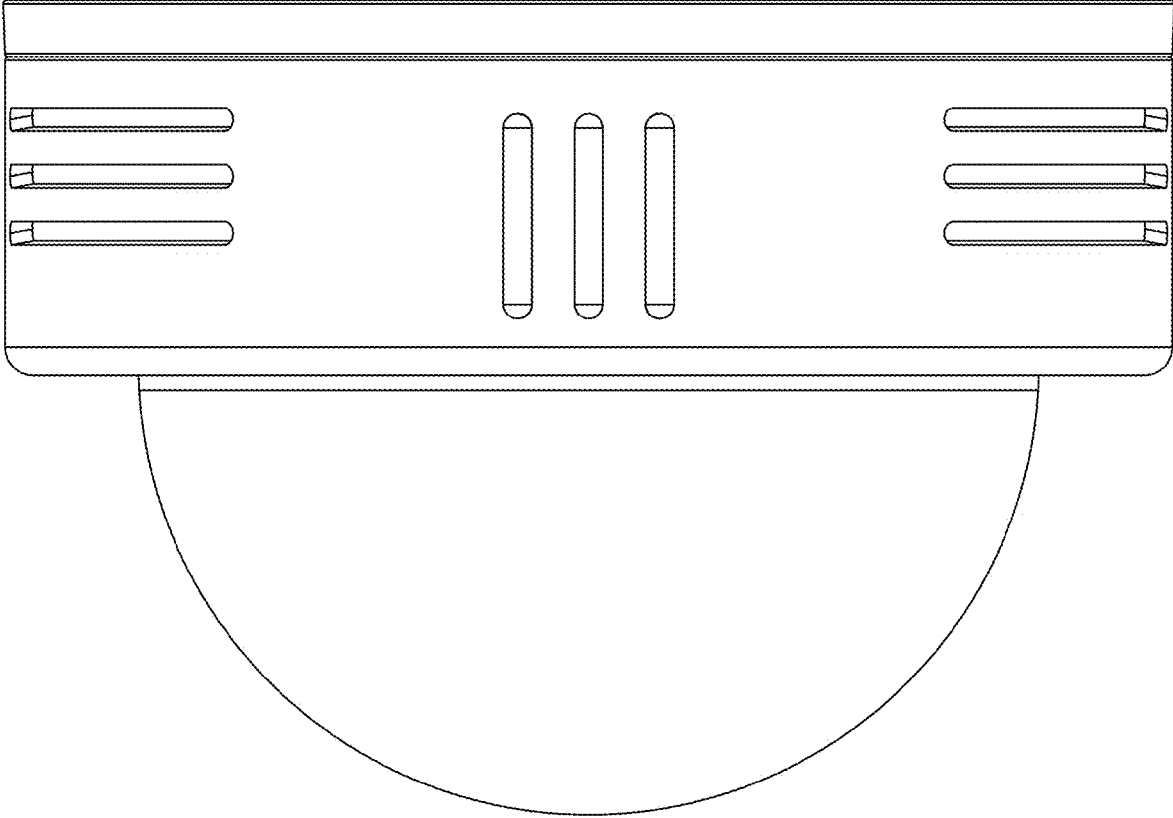


Figure 3

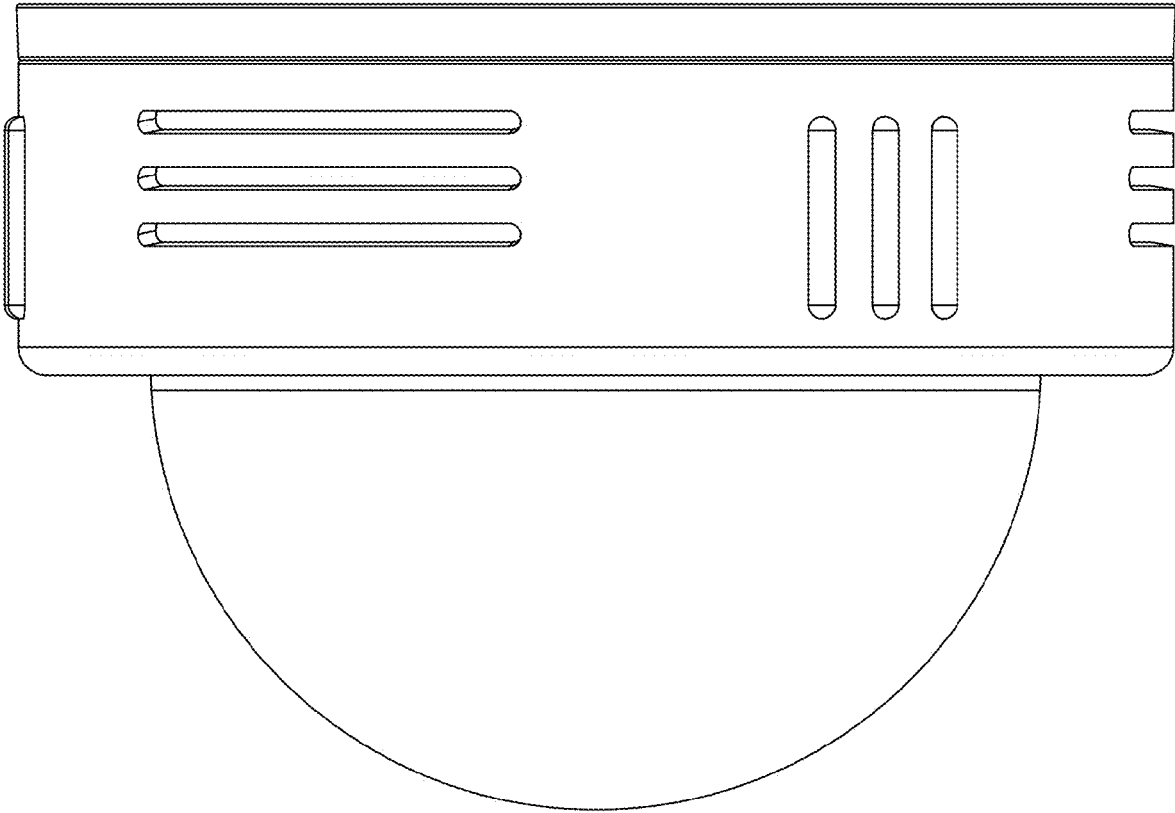


Figure 4

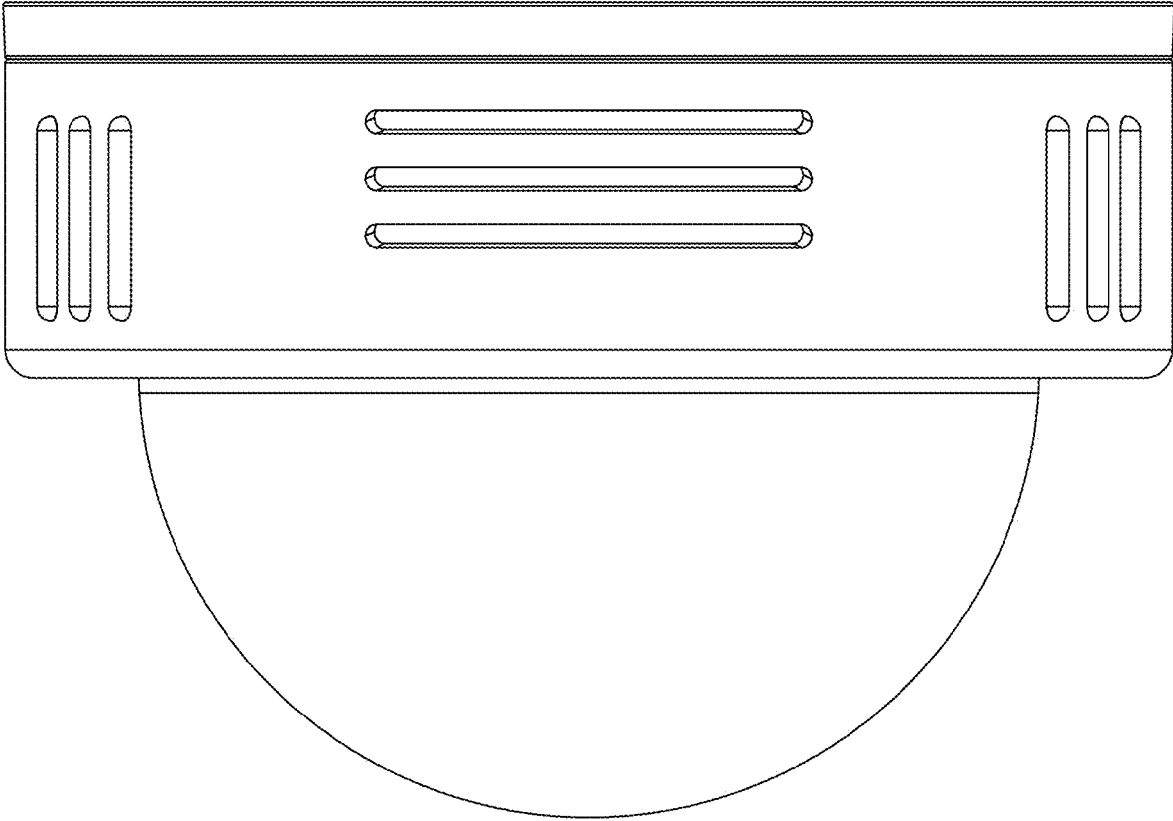


Figure 5

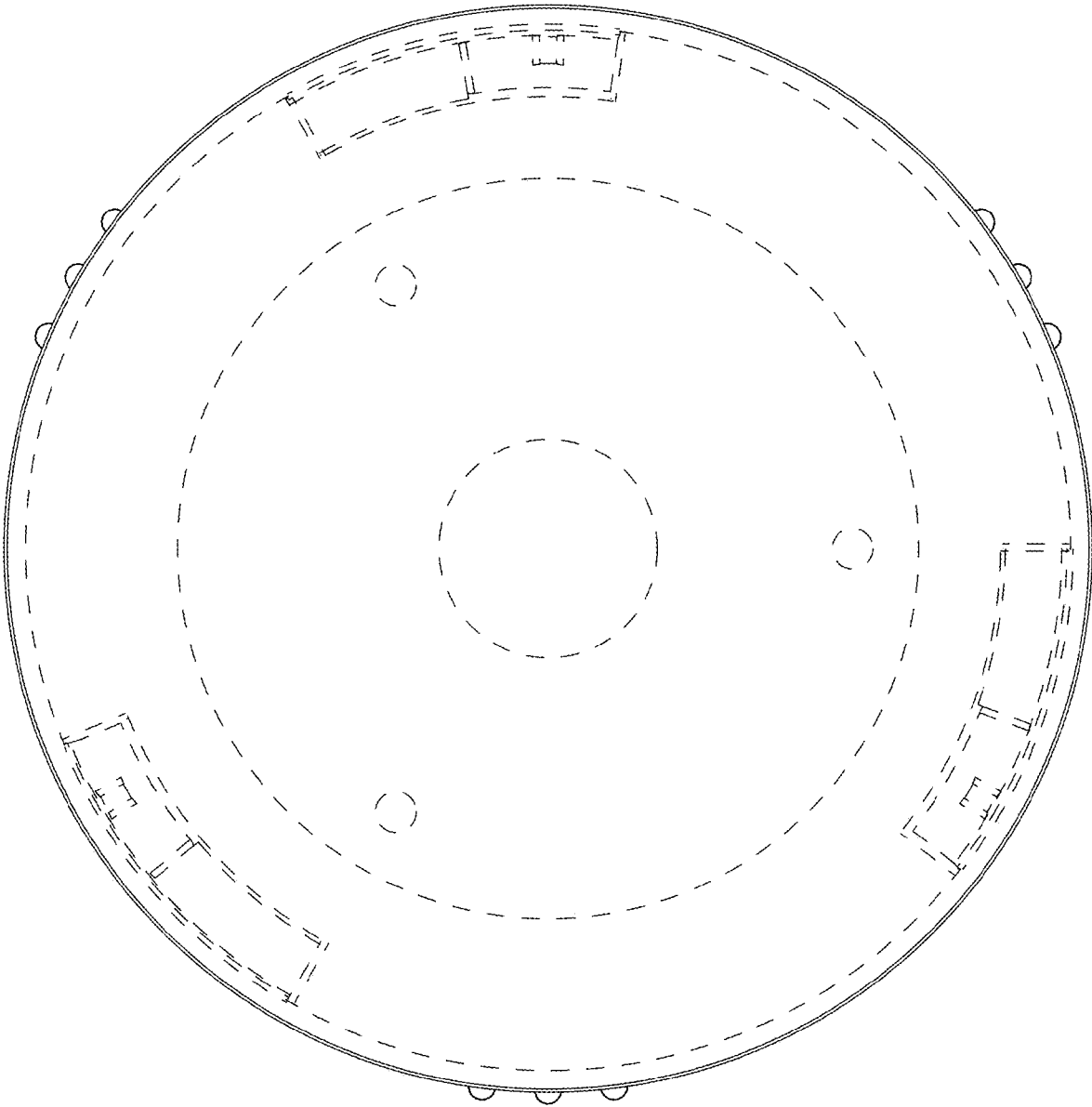


Figure 6

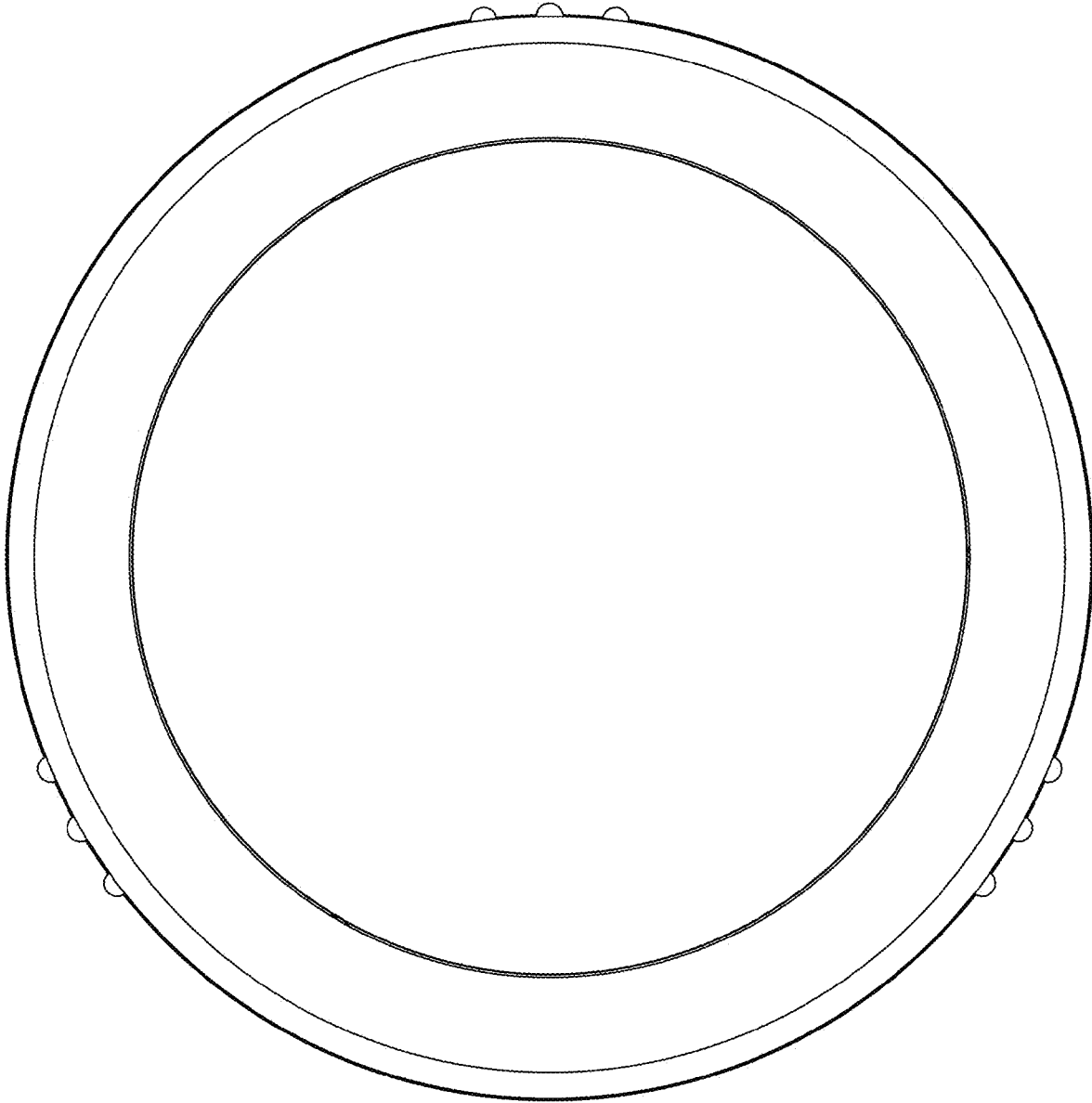


Figure 7