



US00D734455S

(12) **United States Design Patent**
Kyvik et al.

(10) **Patent No.:** **US D734,455 S**

(45) **Date of Patent:** **** Jul. 14, 2015**

(54) **NASAL TUBE SECUREMENT DEVICE**

(71) Applicant: **TIDI Securement Products, LLC,**
Neenah, WI (US)

(72) Inventors: **Kurt T. Kyvik, Ocala, FL (US); Arthur Parkhurst, Ocala, FL (US)**

(73) Assignee: **TIDI Securement Products, LLC,**
Neenah, WI (US)

(**) Term: **14 Years**

(21) Appl. No.: **29/504,622**

(22) Filed: **Oct. 8, 2014**

Related U.S. Application Data

(63) Continuation of application No. 29/476,283, filed on Dec. 12, 2013.

(51) **LOC (10) Cl.** **24-02**

(52) **U.S. Cl.** **D24/128**
USPC

(58) **Field of Classification Search**
USPC D24/127–128, 130, 112, 189, 4, 140,
D24/135, 133; 600/391–392; 604/179–180,
604/187, 227; 128/DIG. 26, 206.14, 206.18,
128/206.28, 207.13, 207.15; 602/58–59;
606/191–199; D29/108; D28/4
See application file for complete search history.

(56) **References Cited**

U.S. PATENT DOCUMENTS

4,142,527 A * 3/1979 Garcia 604/180
D310,414 S * 9/1990 Briggs, III D24/128
D310,721 S * 9/1990 Beisang, III D24/128

4,986,815 A * 1/1991 Schneider 604/180
5,755,225 A * 5/1998 Hutson 604/178
D401,329 S * 11/1998 Bierman D24/128
D651,710 S * 1/2012 Brogden et al. D24/135
8,317,755 B2 * 11/2012 Morrison et al. 604/180
D696,400 S * 12/2013 Brogden et al. D24/135
D701,957 S * 4/2014 Brunner et al. D24/135
2004/0094161 A1 * 5/2004 Palmer 128/207.17
2005/0171482 A1 * 8/2005 Russo 604/180

* cited by examiner

Primary Examiner — Robert Delehanty

(74) *Attorney, Agent, or Firm* — Boyle Fredrickson, S.C.

(57) **CLAIM**

The ornamental design for a nasal tube securement device, as shown and described.

DESCRIPTION

FIG. 1 is a bottom perspective view of an embodiment of the nasal tube securement device;

FIG. 2 is a bottom view of the nasal tube securement device of FIG. 1;

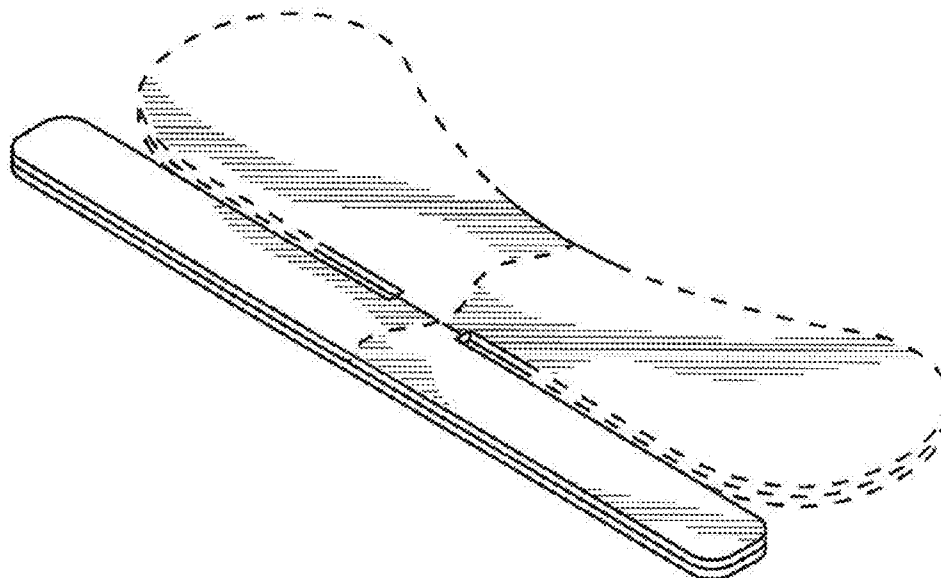
FIG. 3 is a top view of the nasal tube securement device of FIG. 1;

FIG. 4 is a left side view of the nasal tube securement device of FIG. 1, the right side view being identical;

FIG. 5 is a front view of the nasal tube securement device of FIG. 1; and,

FIG. 6 is a rear view of the nasal tube secure device of FIG. 1. The broken lines shown in the drawings are for illustrative purposes only and form no part of the claimed design. The surface shading illustrated in the drawings is provided merely to highlight the contour of the design and is not part of the claimed design.

1 Claim, 3 Drawing Sheets



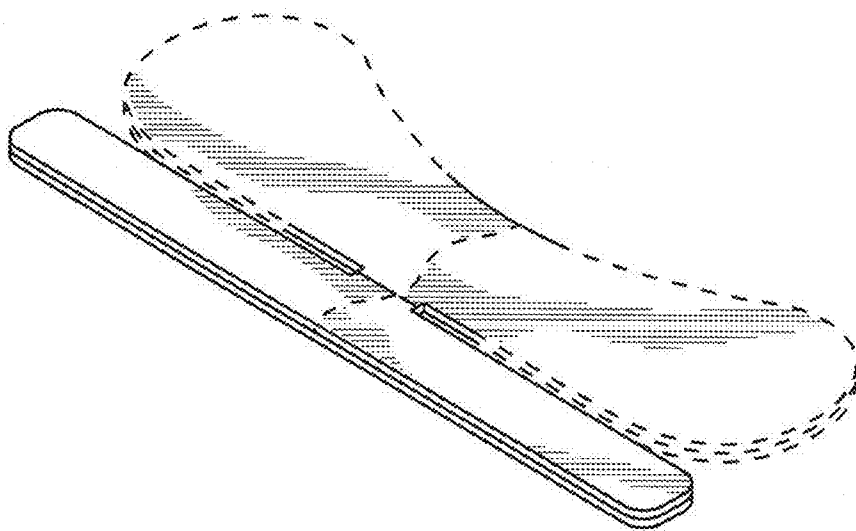


Fig. 1

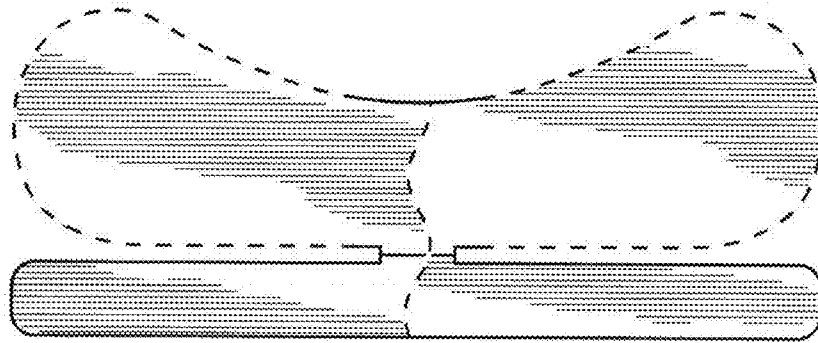


Fig. 2

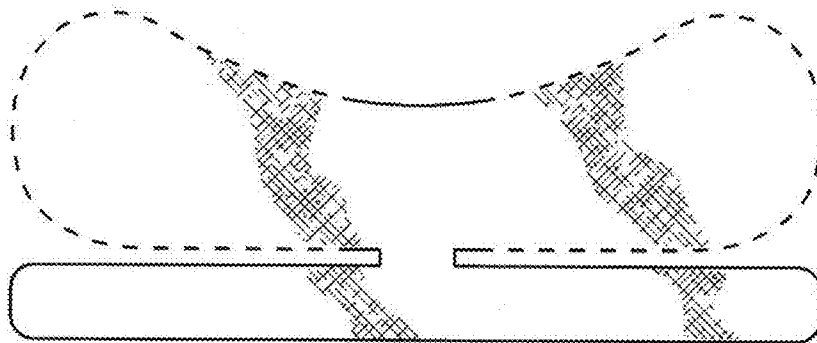


Fig. 3

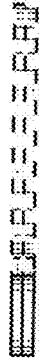


Fig. 4




Fig. 5




Fig. 6