



US00D557271S

(12) **United States Design Patent** (10) **Patent No.:** **US D557,271 S**
Armendariz (45) **Date of Patent:** **** Dec. 11, 2007**

(54) **USER INTERFACE FOR A PORTION OF A DISPLAY SCREEN**
(75) Inventor: **Nerea Armendariz**, Seattle, WA (US)
(73) Assignee: **Microsoft Corporation**, Redmond, WA (US)

D526,655 S * 8/2006 McDougall et al. D14/485
D527,736 S * 9/2006 McDougall et al. D14/485
7,143,357 B1 * 11/2006 Snibbe et al. 715/751
7,178,109 B2 * 2/2007 Hewson et al. 715/790
D546,341 S * 7/2007 Vieggers et al. D14/487
2001/0026318 A1 * 10/2001 Yonezawa et al. 348/159
2002/0037159 A1 * 3/2002 Goto et al. 386/69
2005/0283738 A1 * 12/2005 Beringer et al. 715/777

(**) Term: **14 Years**
(21) Appl. No.: **29/246,951**

* cited by examiner

(22) Filed: **May 22, 2006**

Primary Examiner—Ian Simmons
Assistant Examiner—Deanna Fluegeman
(74) *Attorney, Agent, or Firm*—Banner & Witcoff, Ltd.

(51) **LOC (8) Cl.** **14-04**
(52) **U.S. Cl.** **D14/487**
(58) **Field of Classification Search** D14/485–495;
715/700–867, 973–977
See application file for complete search history.

(57) **CLAIM**

The ornamental design for a user interface for a portion of a display screen, as shown and described.

(56) **References Cited**


DESCRIPTION

U.S. PATENT DOCUMENTS

D402,283 S * 12/1998 Anderson et al. D14/486
6,101,536 A * 8/2000 Kotani et al. 709/217
6,141,005 A * 10/2000 Hetherington et al. 715/866
6,522,342 B1 * 2/2003 Gagnon et al. 715/716
D486,155 S * 2/2004 Hayashi et al. D14/486
6,791,578 B1 * 9/2004 Ubillos 715/716
6,983,419 B1 * 1/2006 Yonezawa et al. 715/722
D526,323 S * 8/2006 McDougall et al. D14/485
D526,653 S * 8/2006 McDougall et al. D14/485
D526,654 S * 8/2006 McDougall et al. D14/485

FIG. 1 is a front view of a user interface for a portion of a display screen showing my new design; and,
FIG. 2 is an enlarged view of the shaded region in FIG. 1.
The broken line showing of various regions and the unshaded areas there within form no part of the claimed design. The broken line showing of the display screen is for illustrative purposes only and forms no part of the claimed design.

1 Claim, 2 Drawing Sheets






FIG. 1




FIG. 2