



US00D634793S

(12) **United States Design Patent**
Goodman-Pollack

(10) **Patent No.:** **US D634,793 S**

(45) **Date of Patent:** **** Mar. 22, 2011**

(54) **BALLOON WEIGHT**

(75) Inventor: **Suzu Goodman-Pollack**, Pebble Beach, CA (US)

(73) Assignee: **Creative Balloons Mfg., Inc.**, Carmel, CA (US)

(**) Term: **14 Years**

(21) Appl. No.: **29/359,005**

(22) Filed: **Apr. 3, 2010**

(51) **LOC (9) Cl.** **21-01**

(52) **U.S. Cl.** **D21/453**

(58) **Field of Classification Search** D11/79-81,
D11/83, 84, 99, 101, 103, 108, 115; D20/43;
D21/438-440, 453, 662, 682; 446/220-226;
428/7; 40/214

See application file for complete search history.

(56) **References Cited**

U.S. PATENT DOCUMENTS

D114,580 S * 5/1939 Shields D11/79
5,016,848 A * 5/1991 Metz 446/220
5,035,391 A * 7/1991 Steele et al. 446/220

D418,443 S * 1/2000 Wieck D11/81
D489,097 S * 4/2004 Beckerman D21/453
D604,943 S * 12/2009 Chiu D3/211

* cited by examiner

Primary Examiner — Sandra Morris

(74) *Attorney, Agent, or Firm* — Fay Sharpe LLP; Brian E. Turing

(57) **CLAIM**

What is claimed is the ornamental design for a balloon weight, as shown and described.

DESCRIPTION

FIG. 1 is a perspective view of a balloon weight, showing the new design;

FIG. 2 is an enlarged perspective view thereof.

FIG. 3 is a front elevational view thereof, the rear-elevational view being a mirror image thereof;

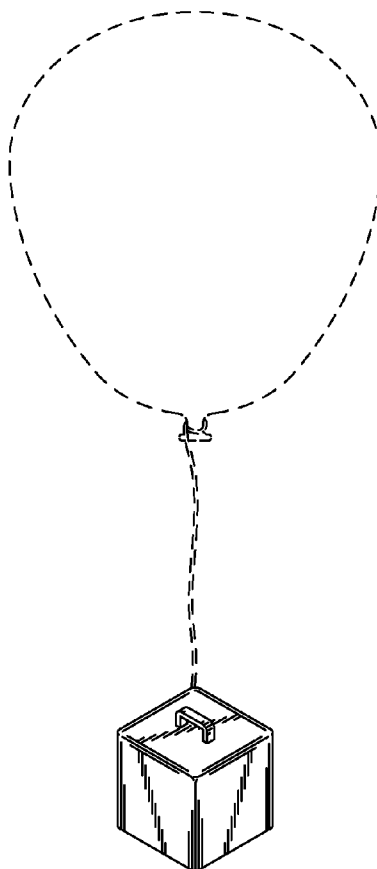
FIG. 4 is a left-side elevational view thereof, the right-side elevational view being a mirror image thereof;

FIG. 5 is a top plan view thereof; and,

FIG. 6 is a bottom plan view thereof.

The broken lines showing a balloon in FIG. 1 are included for the purpose of illustrating the invention in use, and form no part of the claimed design.

1 Claim, 1 Drawing Sheet



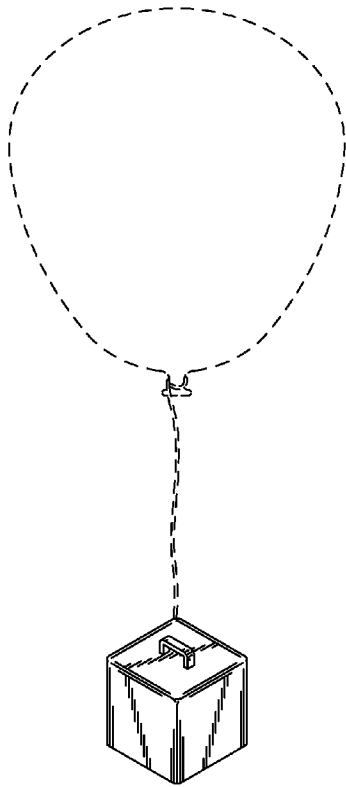


FIG. 1

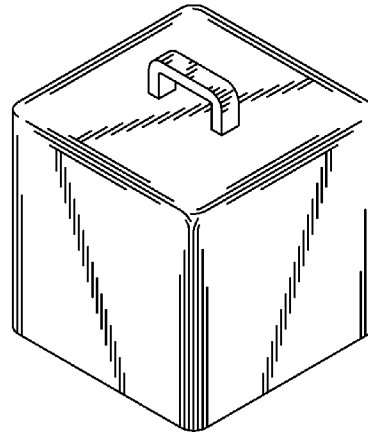


FIG. 2

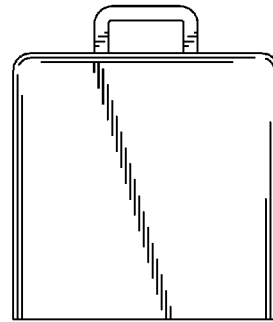


FIG. 3

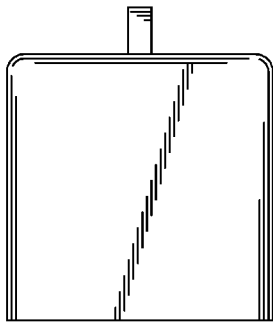


FIG. 4

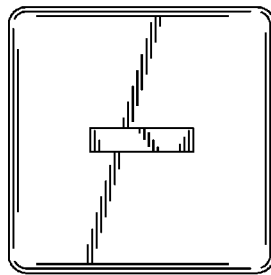


FIG. 5

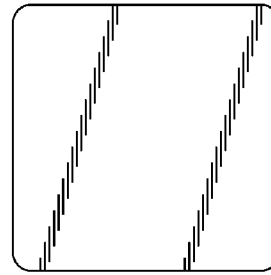


FIG. 6