



US00D814309S

(12) **United States Design Patent**
Chiang

(10) **Patent No.:** **US D814,309 S**

(45) **Date of Patent:** **** Apr. 3, 2018**

- (54) **PACKAGE**
- (71) Applicant: **OPPO Medical Inc.**, San Francisco, CA (US)
- (72) Inventor: **Yueh Hua Chiang**, San Francisco, CA (US)
- (73) Assignee: **OPPO MEDICAL INC.**, San Francisco, CA (US)
- (**) Term: **15 Years**
- (21) Appl. No.: **29/574,502**
- (22) Filed: **Aug. 16, 2016**
- (30) **Foreign Application Priority Data**

Mar. 7, 2016 (EM) 003017409

- (51) **LOC (11) CL.** **09-01**
- (52) **U.S. CL.**
USPC **D9/624; D9/415**
- (58) **Field of Classification Search**
USPC D9/414-418, 419, 420, 423, 426,
D9/432-433, 600-601, 621, 624-628, 713
CPC B65D 77/00; B65D 5/00; B65D 67/00;
B65D 85/00
See application file for complete search history.

(56) **References Cited**

U.S. PATENT DOCUMENTS

D420,579 S *	2/2000	Nash	D9/624
D501,135 S *	1/2005	Kawabata	D9/432
D536,988 S *	2/2007	Kusumi	D9/432
D552,480 S *	10/2007	Kusumi	D9/432
D589,359 S *	3/2009	Kusumi	D9/432
D626,853 S *	11/2010	Chiang	D9/415
D626,854 S *	11/2010	Chiang	D9/415
D649,041 S *	11/2011	Dowden	D9/434

D651,512 S *	1/2012	Eaton	D9/435
D651,916 S *	1/2012	Mochizuki	D9/624
D652,317 S *	1/2012	Mochizuki	D9/624
D655,190 S *	3/2012	Boyer	D9/433
D655,191 S *	3/2012	Mochizuki	D9/624
D655,192 S *	3/2012	Mochizuki	D9/624
D658,069 S *	4/2012	Boyer	D9/433
D664,040 S *	7/2012	Fan	D9/432
D711,217 S *	8/2014	Jacobs	D9/414
D716,647 S *	11/2014	Mizuno	D9/415
D733,573 S *	7/2015	Lee	D9/432
D734,142 S *	7/2015	Lee	D9/414
D740,651 S *	10/2015	Uribe	D9/414
D744,333 S *	12/2015	Hood	D9/434
D764,913 S *	8/2016	Hood	D9/434

(Continued)

Primary Examiner — Caron D Veynar

Assistant Examiner — Mehri Bajoul

(74) *Attorney, Agent, or Firm* — Muncy, Geissler, Olds & Lowe, P.C.

(57) **CLAIM**

The ornamental design for the package, as shown and described.

DESCRIPTION

The patent or application file contains at least one drawing executed in color. Copies of this patent or patent application publication with color drawing(s) will be provided by the Office upon request and payment of the necessary fee.

FIG. 1 is a perspective view of the package showing the new design;

FIG. 2 is a front view of the new design;

FIG. 3 is a rear view of the new design;


FIG. 4 is a left view of the new design;

FIG. 5 is a right view of the new design;

FIG. 6 is a top view of the new design; and,

FIG. 7 is a bottom view of the new design.

1 Claim, 6 Drawing Sheets
(6 of 6 Drawing Sheet(s) Filed in Color)



(56)

References Cited

U.S. PATENT DOCUMENTS

D781,701 S * 3/2017 Brody D9/432
D783,397 S * 4/2017 Riffe D9/434

* cited by examiner



Fig. 1

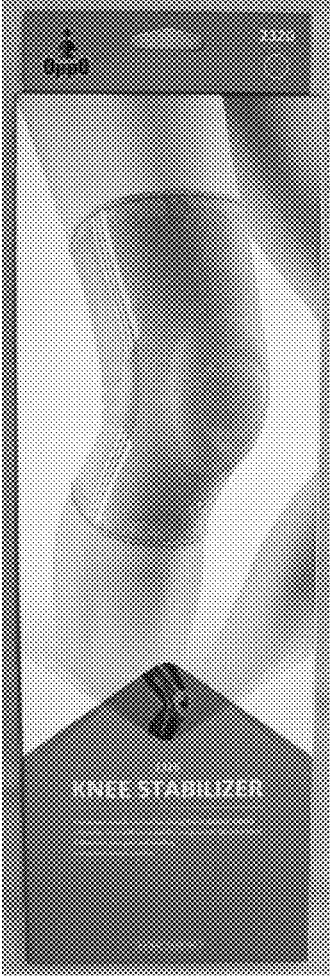


Fig. 2



Fig. 3




Fig. 4




Fig. 5



Fig. 6




Fig. 7